



Office of Energy Projects Energy Infrastructure Update For May 2014

Natural Gas Highlights

- Leaf River Energy placed into service 12 Bcf of working gas in Cavern No. 4 of its Leaf River Storage Project located in Smith County, MS.
- Gulf Crossing received authorization to place into service its Panda Power Lateral Project which will provide 125 MMcf/d of capacity to Panda Sherman's electric power plant under construction in Grayson County, TX.
- Transco received authorization to construct and operate its Rockaway Delivery Lateral and Northeast Connector Projects which will provide 647 MMcf/d and 100 MMcf/d, respectively, of capacity for shippers serving New York City.
- Arlington Storage received authorization to expand the working gas capacity of its Seneca Lake Storage Project in Schuler County, NY by 0.55 Bcf.
- Southern Natural requested authorization to construct and operate its SNG Zone 3 Expansion Project which will provide 235 MMcf/d of transportation capacity for ten shippers with markets in the southeastern U.S.
- Gulf LNG commenced the Commission's pre-filing process to construct and operate a LNG export terminal (1.5 Bcf/d) and pipeline facilities necessary for bi-directional flow, at its existing LNG import terminal located in the Port of Pascagoula, Jackson County, MS.

Natural Gas Activities in May 2014

Status	No. of Projects	Storage Capacity (Bcf)	Deliverability (MMcf/d)	Capacity (MMcf/d)	Miles of Pipeline	Compression (HP)
Pipeline						
Placed in Service	3			130.7	17.5	0
Certificated	2			747.0	3.2	16,940
Proposed	3			335.0	35.3	18,170
Storage						
Placed in Service	2	13.7	0			0
Certificated	1	0.6	0			500
Proposed	1	0.0	50			0
LNG (Import & Export)						
Placed in Service	0	0	0			0
Certificated (Export)	0	0	0			0
Proposed (Export)	1	0	1,500			0

Source: Staff Database

Natural Gas Activities through May 31, 2014 Through May 31, 2013

Status	No. of Projects	Storage Capacity (Bcf)	Deliverability (MMcf/d)	Capacity (MMcf/d)	Miles of Pipeline	Compression (HP)
Pipeline						
Placed in Service through May 31, 2013	6 6			578.2 886.0	50.3 10.4	30,950 69,660
Certificated through May 31, 2013	12 14			2,686.4 2,921.6	100.8 102.9	147,333 61,550
Storage						
Placed in Service through May 31, 2013	5 4	17.25 24.5	110 1,020			4,800 18,970
Certificated Through May 31, 2013	2 7	1.2 29.2	0 765			500 9,240
LNG (Import & Export)						
Placed in Service through May 31, 2013	0 0	0 0	0 0			0 0
Certificated (Export) through May 31, 2013	1 0	0 0	560 0			0 0

Source: Staff Database



Office of Energy Projects Energy Infrastructure Update *For May 2014*

Hydropower Highlights (nonfederal)

- Western Technical College placed in service the Angelo Dam Hydroelectric Project No. 13417. The development has a total license capacity of 0.205 MW. The project is located on the La Crosse River in the Township of Angelo, in Monroe County, WI.
- Don W. Gilbert Hydro Power, LLC was issued an original license for the proposed 0.09 MW Gilbert Hydroelectric Project No. 14367. The project will be located on an unnamed spring creek that is a tributary to the Bear River, near the City of Grace, in Caribou County, ID.
- The City of New York was issued an original license for the proposed 14.08 MW Cannonsville Hydroelectric Project No. 13287. The project will be located at the City of New York's existing Cannonsville Reservoir, on the West Branch of the Delaware River, in Delaware County, NY.
- The Public Service Company of Colorado was issued a new license for the existing Cabin Creek Pumped Storage Hydroelectric Project No. 2351. The new license authorizes an increase in total capacity from 300 MW to 336 MW. The project is located on Cabin Creek and South Clear Creek, in Clear Creek County, CO.
- Go with the Flow Hydro Power, LLC filed a 10 MW exemption from licensing application for the proposed 1.2 MW Go with the Flow Hydroelectric Project No. 14538. The project would be located on the Umatilla River near the City of Hermiston, in Umatilla County, OR.
- Juneau Hydropower, Inc. filed an original license application for the proposed 19.8 MW Sweetheart Lake Hydroelectric Project No. 13563. The project would be located on Sweetheart Lake and Sweetheart Creek, in the City and Borough of Juneau, AK.

Hydropower Activities in May 2014

Status	Conventional		Pumped Storage		Hydrokinetic		Total No. of Projects	Total Capacity (MW)
	No.	Capacity (MW)	No.	Capacity (MW)	No.	Capacity (MW)		
Filed								
License	1	19.800	0	0	0	0	1	19.800
10-MW Exemption	1	1.200	0	0	0	0	1	1.200
Capacity Amendment	0	0	0	0	0	0	0	0
Conduit Exemption	0	0	0	0	0	0	0	0
Issued								
License	2	14.170	1	36.000	0	0	3	50.170
10-MW Exemption	0	0	0	0	0	0	0	0
Capacity Amendment	0	0	0	0	0	0	0	0
Conduit Exemption	0	0	0	0	0	0	0	0
Placed in Service								
License	1	0.205	0	0	0	0	1	0.205
10-MW Exemption	0	0	0	0	0	0	0	0
Capacity Amendment	0	0	0	0	0	0	0	0
Conduit Exemption	0	0	0	0	0	0	0	0

Source: Staff Database



Office of Energy Projects Energy Infrastructure Update For May 2014

Hydropower Activities Year to Date (through May 31, 2014)

Status	Conventional		Pumped Storage		Hydrokinetic		Total No. of Projects	Total Capacity (MW)
	No.	Capacity (MW)	No.	Capacity (MW)	No.	Capacity (MW)		
Filed								
License	12	172.800	0	0	0	0	12	172.800
10-MW Exemption	1	1.200	0	0	0	0	1	1.200
Capacity Amendment	0	0	0	0	0	0	0	0
Conduit Exemption	2	49.400	0	0	0	0	2	49.400
Issued								
License	6	135.920	1	36.000	1	0.600	8	172.520
10-MW Exemption	0	0	0	0	0	0	0	0
Capacity Amendment	1	1.295	0	0	0	0	1	1.295
Conduit Exemption	0	0	0	0	0	0	0	0
Placed in Service								
License	2	7.205	0	0	0	0	2	7.205
10-MW Exemption	1	0.700	0	0	0	0	1	0.700
Capacity Amendment	0	0	0	0	0	0	0	0
Conduit Exemption	0	0	0	0	0	0	0	0

Source: Staff Database

Electric Generation Highlights

- City of West Plains' 49 MW natural gas-fired West Plains Peaking Power Station project in Howell County, MO is online.
- Imperial Valley Solar 1 LLC's 99 MW Imperial Valley solar project in Imperial County, CA is online. The power generated is sold to San Diego Gas & Electric under long-term contract.
- Macho Springs LLC's 48.5 MW Macho Springs Energy solar project in Luna County, NM is online. The power generated is sold to El Paso Electric Company under long-term contract.
- Western Massachusetts Electric Co's 4 MW Indian Orchard Solar Facility project in Hampden County, MA is online.
- City of Lemoore's 3 MW City of Lemoore solar project in Kings County, CA is online.
- Kearsarge Barre 1 LLC's 2 MW Kearsarge Barre 1 solar project in Worcester County, MA is online.
- Prairie Breeze Wind Energy LLC's 201 MW Prairie Breeze Wind Energy Farm in Antelope, Boone, and Madison Counties, NE is online. The power generated is sold to Omaha Public Power District under long-term contract.
- Huerfano River Wind LLC's 2 MW Huerfano River Wind Phase 2 expansion project in Huerfano County, CO is online. The power generated is sold to San Isabel Electric Association Inc. under long-term contract.
- Green Power Electric Membership Corp's 4.8 MW Pecan Row Landfill Energy project in Lowndes County, GA is online. The power generated will serve Green Power's membership.



Office of Energy Projects Energy Infrastructure Update For May 2014

New Generation In-Service (New Build and Expansion)

Primary Fuel Type	May 2014		January – May 2014 Cumulative		January – May 2013 Cumulative	
	No. of Units	Installed Capacity (MW)	No. of Units	Installed Capacity (MW)	No. of Units	Installed Capacity (MW)
Coal	0	0	0	0	1	925
Natural Gas	2	49	7	1,437	39	4,389
Nuclear	0	0	0	0	0	0
Oil	0	0	1	1	4	6
Water	1	0.205	3	8	8	74
Wind	2	203	16	678	9	962
Biomass	1	5	19	73	42	122
Geothermal Steam	0	0	5	32	1	14
Solar	5	156	69	907	109	1,052
Waste Heat	0	0	0	0	1	36
Other	0	0	2	1	2	0
Total	11	413	122	3,136	216	7,580

Source: Data derived from Ventyx Global LLC, Velocity Suite.

Total Installed Operating Generating Capacity

	Installed Capacity (GW)	% of Total Capacity
Coal	329.93	28.45%
Natural Gas	485.83	41.82%
Nuclear	107.32	9.24%
Oil	46.41	4.03%
Water	99.63	8.57%
Wind	61.43	5.26%
Biomass	16.04	1.37%
Geothermal Steam	3.87	0.33%
Solar	9.02	0.75%
Waste Heat	1.13	0.10%
Other	0.80	0.07%
Total	1,161.40	100.00%

Source: Data derived from Ventyx Global LLC, Velocity Suite.

Electric Transmission Highlights

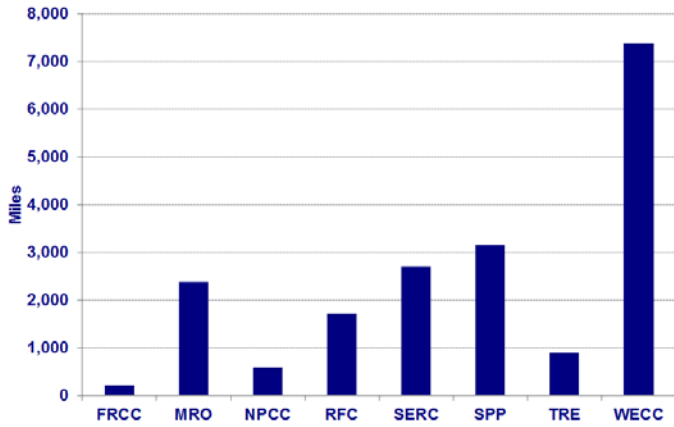
- South Carolina Electric & Gas Company has completed the 35 mile, 230 kV VC Summer – Killian Transmission Line. The \$16 million project is located in NC.
- PUD No. 1 of Douglas County has completed the 13 mile, 230 kV Douglas - Rapids Transmission Line. The \$16 million project is located in WA.



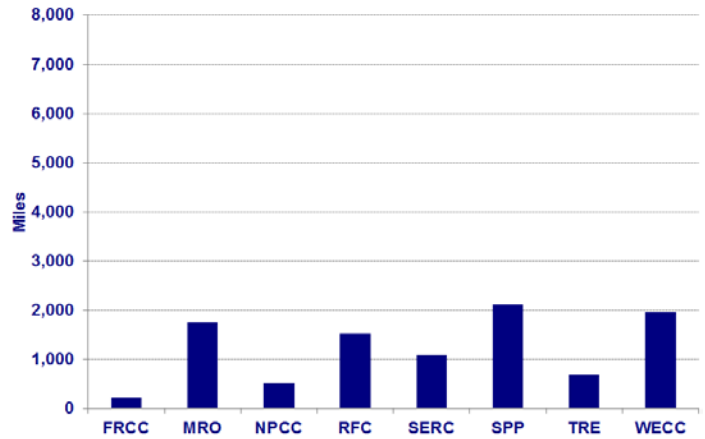
Office of Energy Projects Energy Infrastructure Update For May 2014

Voltage (kV)	Transmission Projects Completed				Proposed Transmission Projects In-Service by May 2016	
	May 2014	May 2013	January – May 2014 Cumulative	January – December 2013 Cumulative	High Probability of Completion	All
	Line Length (miles)					
≤230	48.0	37.8	107.0	363.4	3,440.5	6,550.3
345	0.0	172.0	201.1	2,757.2	4,399.9	6,352.2
≥500	0.0	65.0	60.0	466.0	2,031.7	6,103.0
Total U.S.	48.0	274.8	368.1	3,586.6	9,872.1	19,005.5

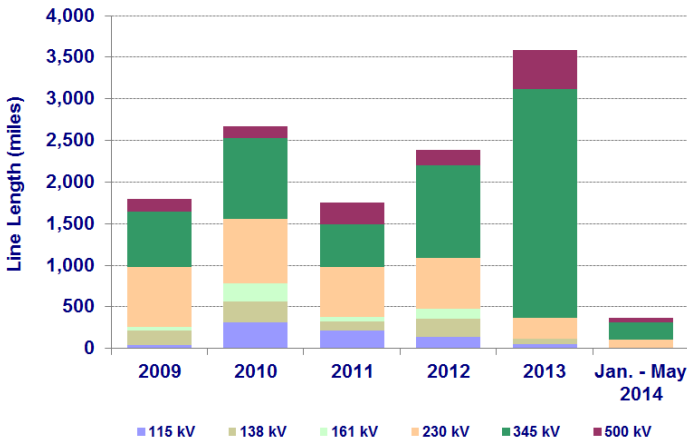
All Transmission Projects with a Proposed In-Service Date by May 2016



Transmission Projects with a High Probability of being completed by May 2016



New Transmission Projects by Voltage



Sources: Data derived from Staff Database and U.S. Electric Transmission Projects ©2014 The C Three Group, LLC
Disclaimer: This Report contains analyses, presentations and conclusions that may be based on or derived from the data sources cited, but do not necessarily reflect the positions or recommendations of the data providers.