



Office of Energy Projects Energy Infrastructure Update *For March 2015*

Natural Gas Highlights

- Transco placed into service its Woodbridge Delivery Lateral Project which will provide 264 MMcf/d of capacity to Woodbridge Energy's electric generation facility being developed in Woodbridge, NJ.
- Transco placed into service its Mobile Bay South III Expansion Project which will provide 225 MMcf/d of southbound capacity on Transco's Mobile Bay Lateral located in AL.
- National Fuel received authorization to construct and operate its West Side Expansion and Modernization Project which will provide 175 MMcf/d of capacity and replace bare steel pipeline along its system in PA.
- Algonquin received authorization to construct and operate its AIM Project which will provide 342 MMcf/d of capacity from existing receipt points in Ramapo, NY to delivery points in CT, RI, and MA.
- Empire and National Fuel received authorization to construct and operate the Tuscarora Lateral Project which will provide 55 MMcf/d of capacity on Empire's and National Fuel's systems in NY.
- Transco received authorization to construct and operate its Rock Springs Expansion Project which will provide 192 MMcf/d of capacity to serve Old Dominion Electric's proposed 1,000 MW generation plant in Cecil County, MD.
- Regency Field Services received authorization to operate existing Beaver Residue Line located in Beaver County, OK as an interstate pipeline. The Beaver Residue Line has a capacity of 100 MMcf/d and connects the Beaver processing plant to Southern Star's pipeline.
- Rockies Express requests authorization to convert the existing Seneca Lateral facilities located in Noble and Monroe Counties, OH from Section 311 to Section 7 jurisdiction. This lateral has a capacity of 600 MMcf/d.
- DBM Pipeline requests authorization to operate the Ramsey Residue Line located in Reeves County, TX as an interstate pipeline. The Ramsey Residue Line provides 275 MMcf/d of capacity from the Ramsey processing plant to an interconnection with El Paso.
- Texas Gas requests authorization to construct and operate its Western KY Lateral Project which would provide 224 MMcf/d of capacity to TVA's proposed power plant located in Muhlenberg County, KY.
- Columbia Gulf requests authorization to construct and operate its Cameron Access Project which would provide 800 MMcf/d of bi-directional capacity on its West Lateral in LA.
- National Fuel and Empire request authorization to construct and operate the Northern Access 2016 Project which would provide 497 MMcf/d of capacity from National Fuel's system in PA to Empire's system in NY.
- Transco requests authorization to construct and operate its Dalton Expansion Project which would provide 448 MMcf/d of capacity from Transco's Station 210 in Mercer, NJ through the proposed Dalton Lateral to delivery points in Murray County, GA.
- Transco requests authorization to construct and operate its Virginia Southside Expansion Project II which would provide 250 MMcf/d of capacity to VEPCO's proposed 1,580 MW power station located in Greensville County, VA.
- Rockies Express requests authorization to construct and operate its REX Zone 3 Enhancement Project which would provide 800 MMcf/d of east-to-west capacity from Clarington, OH to Moultrie County, IL.
- Transco requests authorization to construct and operate its Atlantic Sunrise Project which would provide 1,700 MMcf/d of capacity from northern PA to Transco's Station 85 in AL.
- Florida Gas requests authorization to construct and operate its Jacksonville Expansion Project which would provide 15 MMcf/d of capacity to serve markets in FL.
- Annova Entities commenced the Commission's pre-filing process to construct and operate an export liquefaction facility in Brownsville, TX which would have a deliverability of 940 MMcf/d.
- Texas Eastern commenced the Commission's pre-filing process to construct and operate its Access South, Adair Southwest, and Lebanon Expansion Projects which would provide 700 MMcf/d of capacity from the Appalachia producing area to markets in the Midwest and Southeast.
- Port Arthur LNG and Port Arthur Pipeline each commenced the Commission's pre-filing process to construct and operate an LNG export terminal (providing 1,240 MMcf/d of deliverability) in the City of Port Arthur in Jefferson County, TX, and pipeline facilities to provide 1,600 MMcf/d of capacity to serve the proposed terminal.
- Texas LNG Brownsville commenced the Commission's pre-filing process to construct and operate an LNG export facility in the Port of Brownsville, TX. This facility would provide 540 MMcf/d of liquefaction capacity.
- Rio Grande LNG and Rio Bravo Pipeline commenced the Commission's pre-filing process to construct and operate an LNG export terminal (providing 3,600 MMcf/d of deliverability) near Brownsville in Cameron County, TX, and pipeline facilities to provide 4,500 MMcf/d of capacity to the proposed terminal.



Office of Energy Projects Energy Infrastructure Update For March 2015

Natural Gas Activities in March 2015

Status	No. of Projects	Storage Capacity (Bcf)	Deliverability (MMcf/d)	Capacity (MMcf/d)	Miles of Pipeline	Compression (HP)
Pipeline						
Placed in Service	3			529.0	21.7	21,500
Certificated	5			864.0	101.4	90,554
Proposed	13			12,409.0	684.2	694,996
Storage						
Placed in Service	1	1.7	0.0			0
Certificated	0	0.0	0.0			0
Proposed	0	0.0	0.0			0
LNG (Import & Export)						
Placed in Service	0	0	0			0
Certificated (Import/Export)	0	0	0			0
Proposed (Export)	4	37.90	6,320			0

Source: Staff Database

Natural Gas Activities through March 31, 2015 Through March 31, 2014

Status	No. of Projects	Storage Capacity (Bcf)	Deliverability (MMcf/d)	Capacity (MMcf/d)	Miles of Pipeline	Compression (HP)
Pipeline						
Placed in Service through March 31, 2014	4 2			629.0 447.5	21.7 7.9	30,970 15,900
Certificated through March 31, 2014	12 7			2,537.0 1,109.4	140.3 96.6	123,673 95,980
Storage						
Placed in Service through March 31, 2014	2 3	2.4 2.95	53 110			0 4,800
Certificated through March 31, 2014	1 1	1.7 0.6	0 0			0 0
LNG (Import & Export)						
Placed in Service through March 31, 2014	0 0	0 0	0 0			0 0
Certificated (Import/Export) through March 31, 2014	0 1	0 0	0 560			0 0

Source: Staff Database

Hydropower Highlights (nonfederal)

- Consumers Energy and Detroit Edison placed in service an order amending license for Ludington Pumped Storage Plant Project No. 2680, located on Lake Michigan, in Mason County, MI, and authorizing a capacity increase of 21.25 MW through unit upgrades.



Office of Energy Projects Energy Infrastructure Update For March 2015

- Minneapolis Leased Housing Associates IV, Limited Partnership filed an original license application for the proposed 0.6 MW A-Mill Artist Lofts Hydroelectric Project No. 14628. The project would be located at the Pillsbury A Mill on the Mississippi River in Minneapolis, MN.

Hydropower Project Activities in March 2015

Status	Conventional		Pumped Storage		Hydrokinetic		Total No. of Projects	Total Capacity (MW)
	No.	Capacity (MW)	No.	Capacity (MW)	No.	Capacity (MW)		
Filed								
License	1	0.600	0	0	0	0	1	0.600
10-MW Exemption	0	0	0	0	0	0	0	0
Capacity Amendment	0	0	0	0	0	0	0	0
Conduit Exemption	0	0	0	0	0	0	0	0
Issued								
License	0	0	0	0	0	0	0	0
10-MW Exemption	0	0	0	0	0	0	0	0
Capacity Amendment	0	0	0	0	0	0	0	0
Conduit Exemption	0	0	0	0	0	0	0	0
Placed in Service								
License	0	0	1	21.250	0	0	1	21.250
10-MW Exemption	0	0	0	0	0	0	0	0
Capacity Amendment	0	0	0	0	0	0	0	0
Conduit Exemption	0	0	0	0	0	0	0	0

Source: Staff Database

Hydropower Project Activities Year to Date (through March 31, 2015)

Status	Conventional		Pumped Storage		Hydrokinetic		Total No. of Projects	Total Capacity (MW)
	No.	Capacity (MW)	No.	Capacity (MW)	No.	Capacity (MW)		
Filed								
License	1	0.600	1	240.000	0	0	2	240.600
10-MW Exemption*	0	0	0	0	0	0	0	0
Capacity Amendment	0	0	0	0	0	0	0	0
Conduit Exemption	0	0	0	0	0	0	0	0
Issued								
License	0	0	0	0	0	0	0	0
10-MW Exemption*	0	0	0	0	0	0	0	0
Capacity Amendment	0	0	0	0	0	0	0	0
Conduit Exemption	0	0	0	0	0	0	0	0
Placed in Service								
License	0	0	1	21.250	0	0	1	21.250
10-MW Exemption*	0	0	0	0	0	0	0	0
Capacity Amendment	0	0	0	0	0	0	0	0
Conduit Exemption	0	0	0	0	0	0	0	0

Source: Staff Database



Office of Energy Projects Energy Infrastructure Update For March 2015

Electric Generation Highlights

- El Paso Electric's 176 MW natural gas-fired Montana Power Station Phase 1 Project in El Paso County, TX is online. Phase 1 consists of two 88 MW units.
- Hoopeston Wind LLC's 98 MW Hoopeston Wind Project in Vermilion County, IL is online.

New Generation In-Service (New Build and Expansion)

Primary Fuel Type	March 2015		January – March 2015 Cumulative		January – March 2014 Cumulative	
	No. of Units	Installed Capacity (MW)	No. of Units	Installed Capacity (MW)	No. of Units	Installed Capacity (MW)
Coal	0	0	0	0	0	0
Natural Gas	2	176	5	302	7	159
Nuclear	0	0	0	0	0	0
Oil	0	0	0	0	1	1
Water	1	21	1	21	2	7
Wind	1	98	8	647	16	633
Biomass	0	0	0	0	20	72
Geothermal Steam	0	0	1	45	3	30
Solar	0	0	30	214	69	680
Waste Heat	0	0	0	0	1	40
Other	0	0	0	0	3	1
Total	4	295	45	1,229	122	1,623

Sources: Data derived from Velocity Suite, ABB Inc., and The C Three Group LLC

Total Installed Operating Generating Capacity

	Installed Capacity (GW)	% of Total Capacity
Coal	325.77	27.77%
Natural Gas	493.99	42.11%
Nuclear	106.87	9.11%
Oil	45.96	3.92%
Water	100.02	8.53%
Wind	66.29	5.65%
Biomass	16.18	1.38%
Geothermal Steam	3.90	0.33%
Solar	12.12	1.03%
Waste Heat	1.13	0.10%
Other	0.75	0.06%
Total	1,173.00	100.00%

Sources: Data derived from Velocity Suite, ABB Inc., and The C Three Group LLC



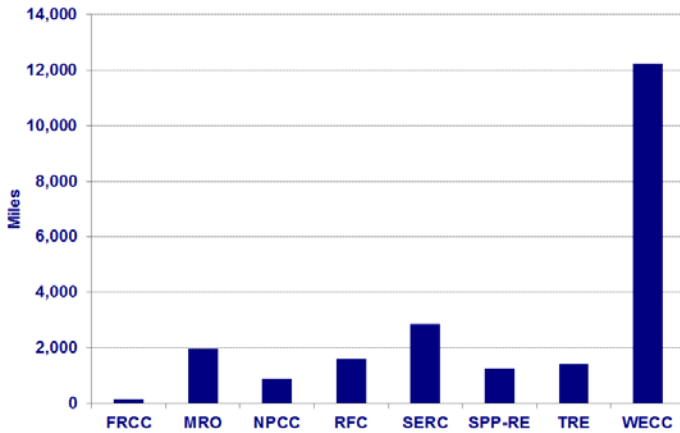
Office of Energy Projects Energy Infrastructure Update For March 2015

Electric Transmission Highlights

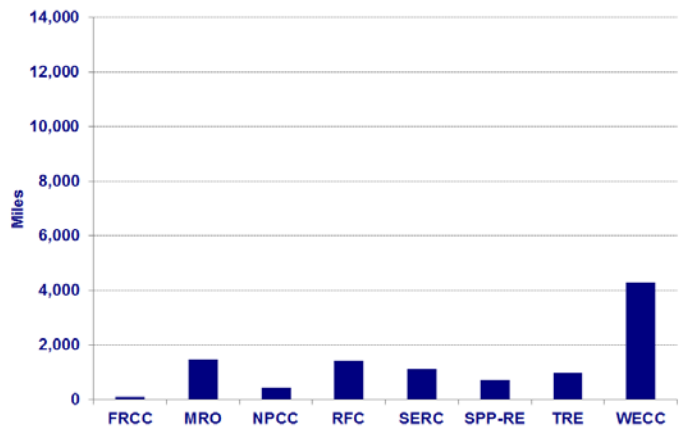
- CapX2020 has completed the 5 mile, 230 kV Minnesota Valley – Hazel Creek Transmission Line, which is part of the Brookings County – Hampton Transmission project. The interstate project connects SD and MN.

Voltage (kV)	Transmission Projects Completed				Proposed Transmission Projects In-Service by March 2017	
	March 2015	March 2014	January – March 2015 Cumulative	January – December 2014 Cumulative	High Probability of Completion	All
	Line Length (miles)					
≤230	5.0	44.0	5.0	642.9	4,050.3	7,383.9
345	0.0	64.8	58.7	1,547.8	3,318.7	5,579.5
500	0.0	0.0	0.0	62.0	3,175.3	9,403.6
Total U.S.	5.0	108.8	63.7	2,252.7	10,544.3	22,367.0

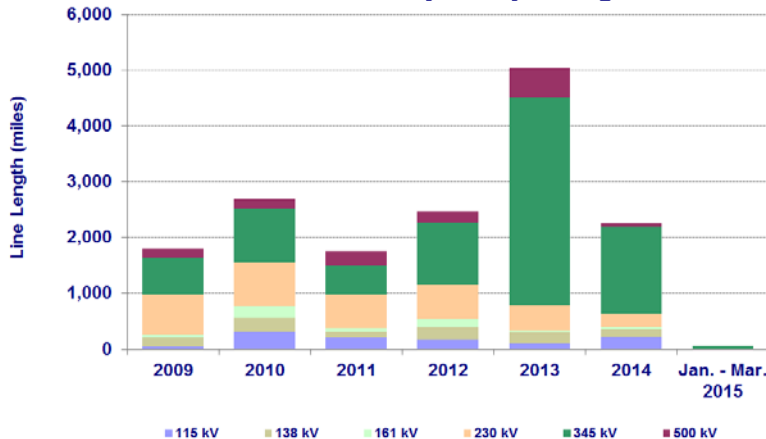
All Transmission Projects with a Proposed In-Service Date by March 2017



Transmission Projects with a High Probability of being completed by March 2017



New Transmission Projects by Voltage



Sources: Data derived from Staff Database and U.S. Electric Transmission Projects ©2015 The C Three Group, LLC
Disclaimer: This Report contains analyses, presentations and conclusions that may be based on or derived from the data sources cited, but do not necessarily reflect the positions or recommendations of the data providers.