

APPENDIX H

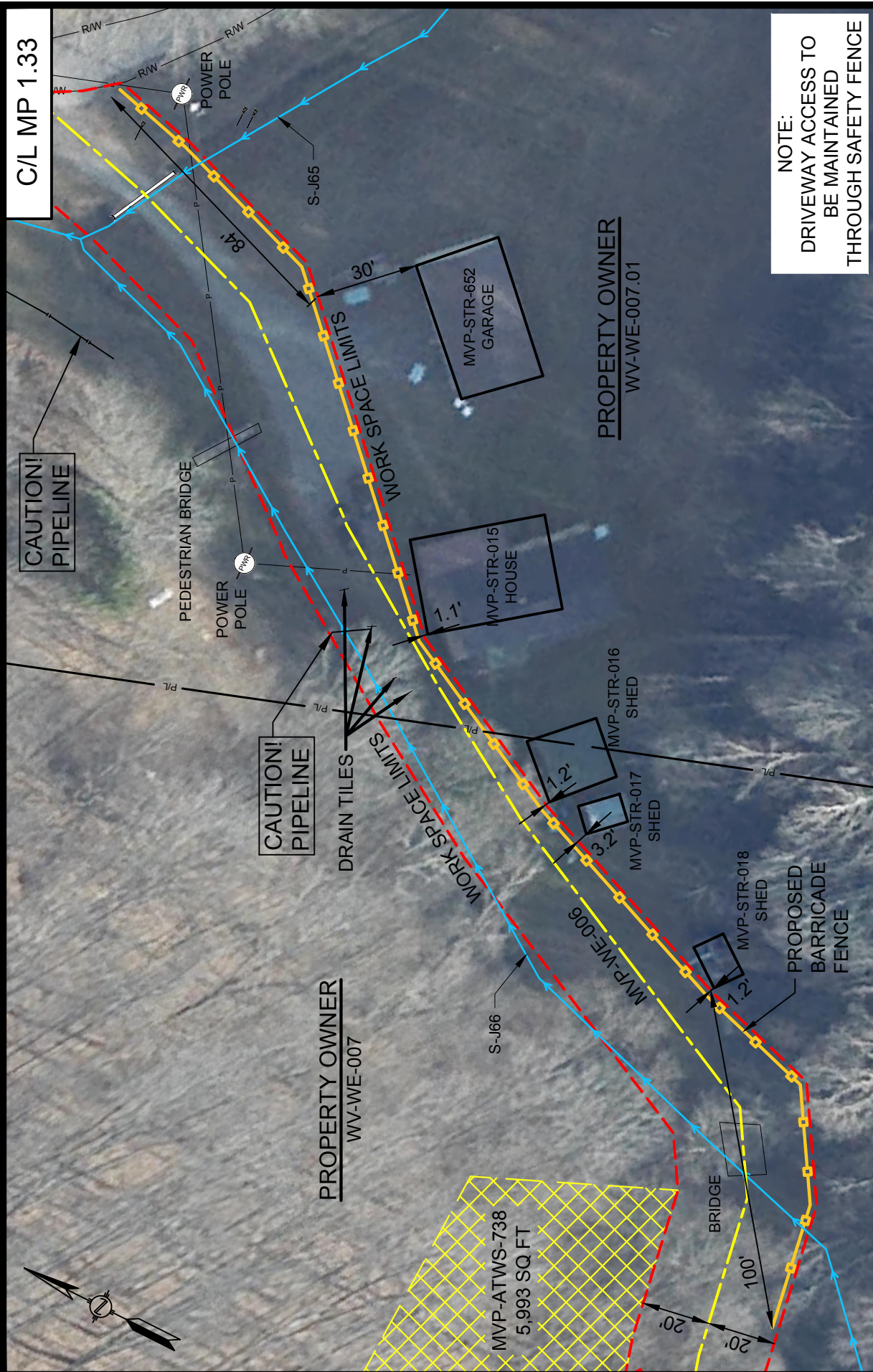
Residential Construction Plans

This page intentionally left blank

Mountain Valley Pipeline Project

Docket No. CP16-10-000

Attachment DR5 Land Use 8



NOTE:
 DRIVEWAY ACCESS TO
 BE MAINTAINED
 THROUGH SAFETY FENCE

DRAWN BY: HEI(DRF)	10/14/16
DRAFTING CK:	
ENVIRONMENTAL CK:	
ENGINEERING CK:	
DETAIL SHEET: MVP-ADAR-H600-01	
DRAWING NO.:	RSS-H600-105
SCALE: 1" = 40'	REV. 0
DATE OF PLOT: 10/10/2016 12:51 PM	



CONSTRUCTION DETAILS - RESIDENTIAL SITE SPECIFIC

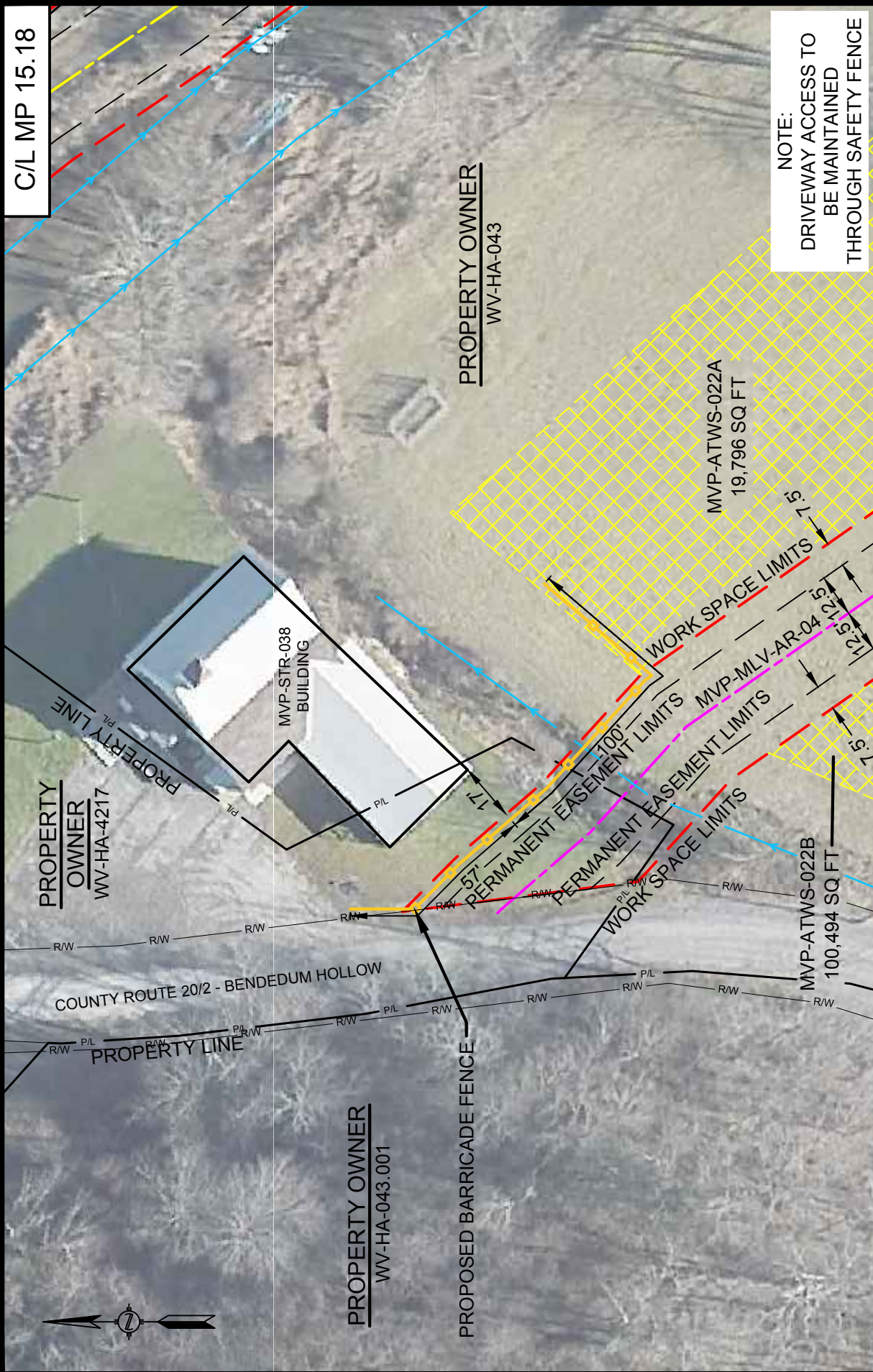
MOUNTAIN VALLEY PIPELINE PROJECT
PROPOSED H-600 PIPELINE
WETZEL COUNTY, WEST VIRGINIA

SHEET 1 OF 1

HOLLAND
ENGINEERING

220 Hoover Boulevard, Suite 2
 Holland, Michigan 49423-3766
 T 616-392-5958 F 616-392-2116
 www.hollandengineering.com
 HEI PROJECT NO.: 14-10-052

C/L MP 15.18



NOTE:
 DRIVEWAY ACCESS TO
 BE MAINTAINED
 THROUGH SAFETY FENCE

DRAWN BY: HEI(DRF)	10/14/16
DRAFTING CK:	
ENVIRONMENTAL CK:	
ENGINEERING CK:	
ALIGN. SHEET: PA-HAWV-H600-06	
DRAWING NO.:	
RSS-H600-028	
SCALE: 1" = 40'	REV. 1
DATE OF PLOT: 10/10/2016 4:09 PM	



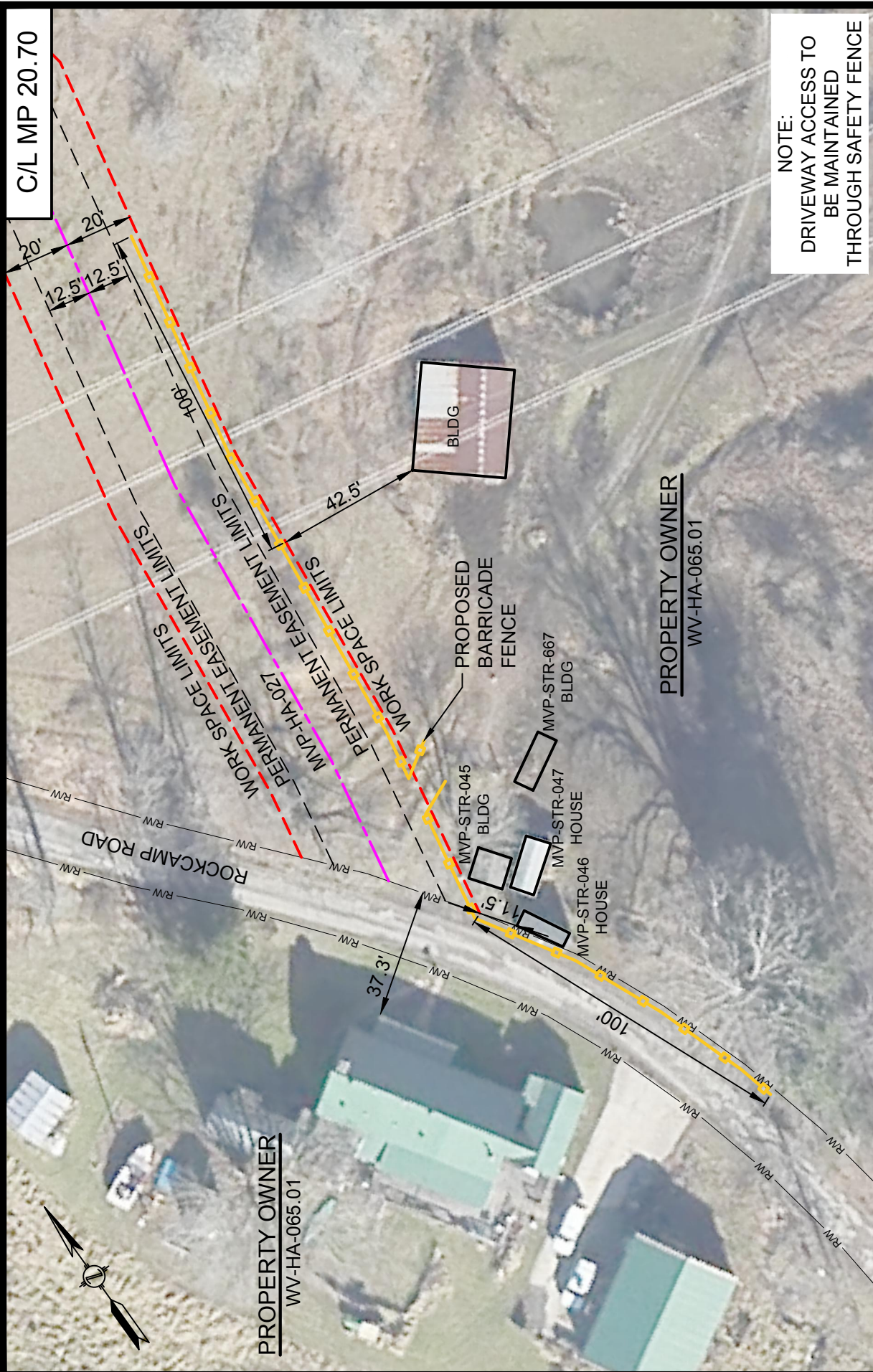
CONSTRUCTION DETAILS - RESIDENTIAL SITE SPECIFIC
 MOUNTAIN VALLEY PIPELINE PROJECT
 PROPOSED H-600 PIPELINE
 HARRISON COUNTY, WEST VIRGINIA

SHEET 1 OF 1



220 Hoover Boulevard, Suite 2
 Holland, Michigan 49423-3766
 T 616-392-5938 F 616-392-2116
 www.hollandengineering.com

HEI PROJECT NO.: 14-10-052



NOTE:
 DRIVEWAY ACCESS TO
 BE MAINTAINED
 THROUGH SAFETY FENCE

DRAWN BY: HEI(DRF)	10/14/16
DRAFTING CK:	
ENVIRONMENTAL CK:	
ENGINEERING CK:	
ALIGN. SHEET: PA-HAWV-H600-12	
DRAWING NO.:	RSS-H600-097
SCALE: 1" = 40'	REV. 1
DATE OF PLOT: 10/10/2016 4:25 PM	

Mountain Valley
 PIPELINE

CONSTRUCTION DETAILS - RESIDENTIAL SITE SPECIFIC

MOUNTAIN VALLEY PIPELINE PROJECT
 PROPOSED H-600 PIPELINE
 HARRISON COUNTY, WEST VIRGINIA

SHEET 1 OF 1

HOLLAND
 ENGINEERING

220 Hoover Boulevard, Suite 2
 Holland, Michigan 49423-3766
 T 616-392-5938 F 616-392-2116
 www.hollandengineering.com

HEI PROJECT NO.: 14-10-052

C/L MP 22.48



NOTE:
 DRIVEWAY ACCESS TO
 BE MAINTAINED
 THROUGH SAFETY FENCE

DRAWN BY: HEI(SRD)	10/14/16
DRAFTING CK:	
ENVIRONMENTAL CK:	
ENGINEERING CK:	
DETAIL SHEET: MVP-QDAR-H600-09	
DRAWING NO.:	RSS-H600-175
SCALE: 1" = 40'	REV. 0
DATE OF PLOT: 10/10/2016 12:57 PM	



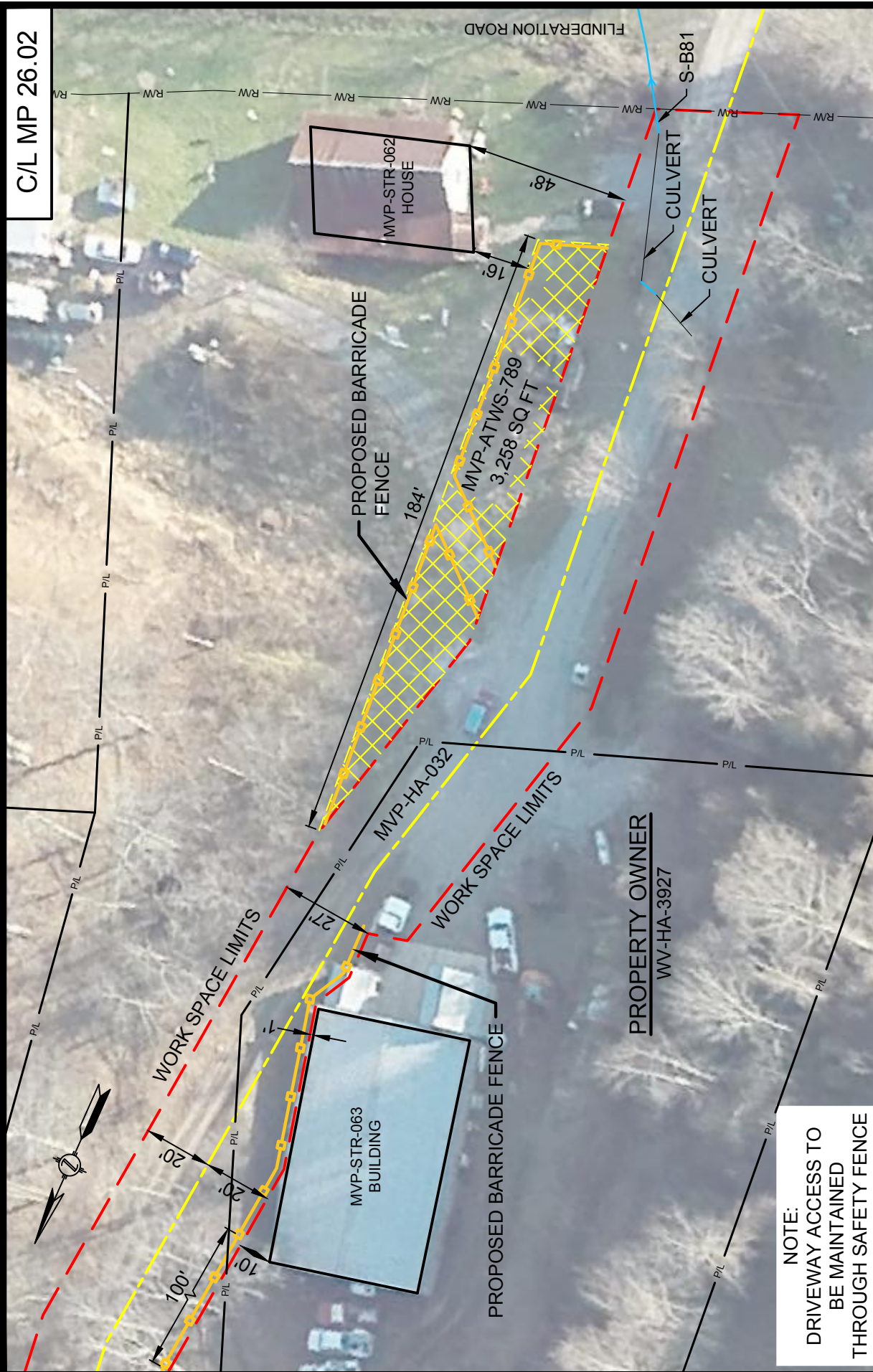
CONSTRUCTION DETAILS - RESIDENTIAL SITE SPECIFIC
 MOUNTAIN VALLEY PIPELINE PROJECT
 PROPOSED H-600 PIPELINE
 HARRISON COUNTY, WEST VIRGINIA

SHEET 1 OF 1



220 Hoover Boulevard, Suite 2
 Holland, Michigan 49423-3766
 T 616-392-5938 F 616-392-2116
 www.hollandengineering.com
 HEI PROJECT NO.: 14-10-052

C/L MP 26.02



DRAWN BY: HEI(DRF)	10/14/16
DRAFTING CK:	
ENVIRONMENTAL CK:	
ENGINEERING CK:	
DETAIL SHEET: MVP-QDAR-H600-10	
DRAWING NO.:	
RSS-H600-029	
SCALE: 1" = 40'	REV. 1
DATE OF PLOT: 10/10/2016 12:58 PM	

Mountain Valley
PIPELINE

CONSTRUCTION DETAILS - RESIDENTIAL SITE SPECIFIC

MOUNTAIN VALLEY PIPELINE PROJECT
PROPOSED H-600 PIPELINE
HARRISON COUNTY, WEST VIRGINIA

SHEET 1 OF 1

HOLLAND
ENGINEERING

220 Hoover Boulevard, Suite 2
Holland, Michigan 49423-3766
T 616-392-5938 F 616-392-2116
www.hollandengineering.com

26565 Evergreen Rd, Suite 430
Southfield, Michigan 48076
T 248-827-7322 F 248-827-7549

NOTE:
DRIVEWAY ACCESS TO
BE MAINTAINED
THROUGH SAFETY FENCE

HEI PROJECT NO.: 14-10-052

C/L MP 26.69

PROPERTY OWNER
WV-HA-113

MVP-STR-065
HOUSE

MVP-STR-066
GARAGE

PROPOSED
BARRICADE
FENCE

100'

WORK SPACE LIMITS

31.71'

23.2'

2.0'

MVP-HA-033

WORK SPACE LIMITS

CO RTE 50/6 - RACCOON RUN RD

PROPOSED
BARRICADE
FENCE

S-UU1
NE

NOTE:
DRIVEWAY ACCESS TO
BE MAINTAINED
THROUGH SAFETY FENCE

DRAWN BY: HEI(TRG)	10/14/16
DRAFTING CK:	
ENVIRONMENTAL CK:	
ENGINEERING CK:	
DETAIL SHEET: MVP-ADAR-H600-11	
DRAWING NO.:	
RSS-H600-109	
SCALE: 1" = 40'	REV. 0
DATE OF PLOT: 10/10/2016 12:58 PM	



CONSTRUCTION DETAILS - RESIDENTIAL SITE SPECIFIC

MOUNTAIN VALLEY PIPELINE PROJECT
PROPOSED H-600 PIPELINE
HARRISON COUNTY, WEST VIRGINIA

SHEET 1 OF 1

HOLLAND
ENGINEERING

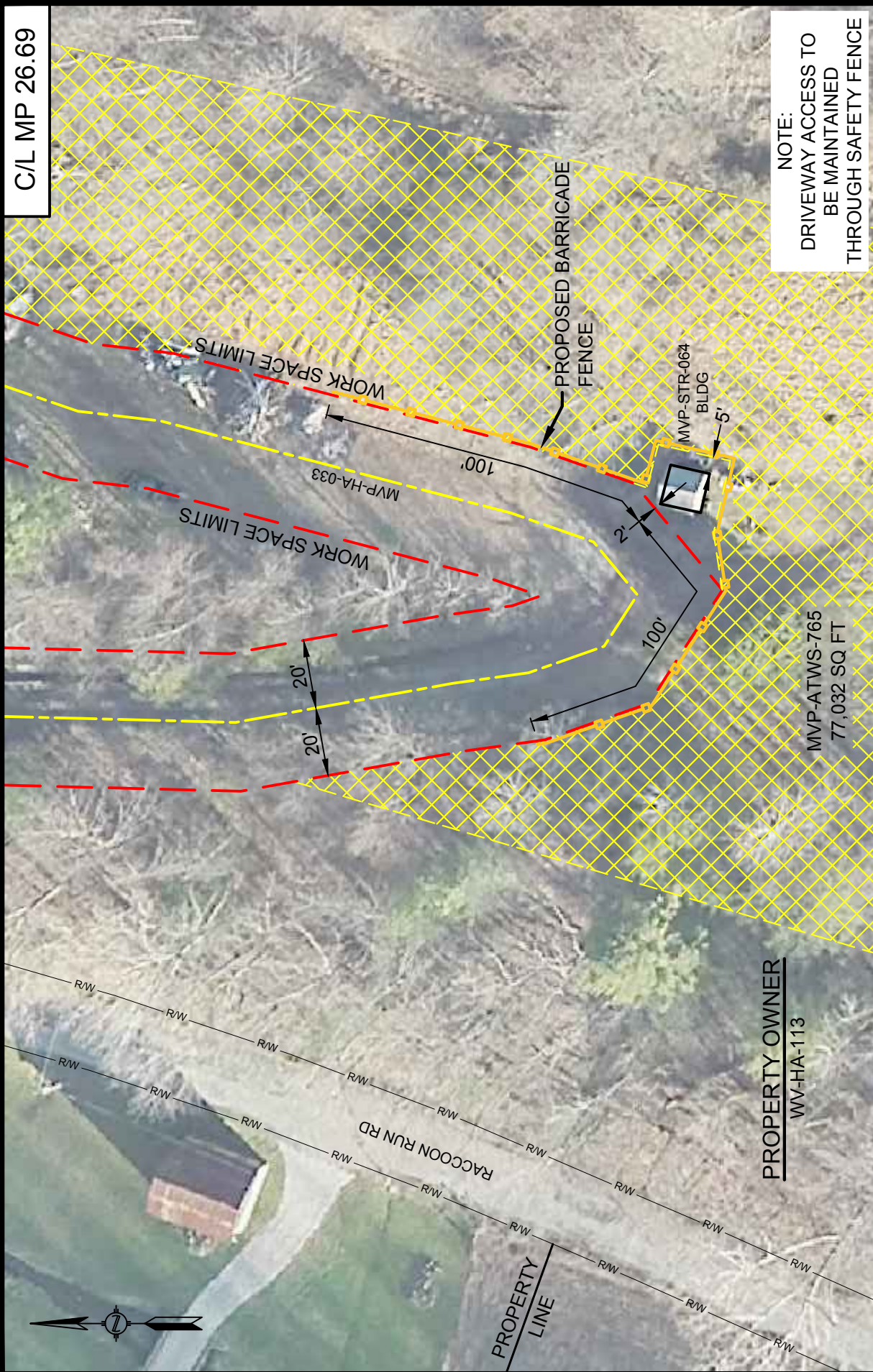
220 Hoover Boulevard, Suite 2
Holland, Michigan 49423-3766
T 616-392-5938 F 616-392-2116

www.hollandengineering.com

HEI PROJECT NO.: 14-10-052

26565 Evergreen Rd, Suite 430
Southfield, Michigan 48076
T 248-827-7322 F 248-827-7549

C/L MP 26.69



NOTE:
 DRIVEWAY ACCESS TO
 BE MAINTAINED
 THROUGH SAFETY FENCE

DRAWN BY: HEI(DRF)	10/14/16
DRAFTING CK:	
ENVIRONMENTAL CK:	
ENGINEERING CK:	
DETAIL SHEET: MVP-QDAR-H600-11	
DRAWING NO.:	
RSS-H600-030	
SCALE: 1" = 40'	REV. 1
DATE OF PLOT: 10/10/2016 12:59 PM	



CONSTRUCTION DETAILS - RESIDENTIAL SITE SPECIFIC

MOUNTAIN VALLEY PIPELINE PROJECT

PROPOSED H-600 PIPELINE

HARRISON COUNTY, WEST VIRGINIA

SHEET 1 OF 1

PROPERTY OWNER
 WV-HA-113

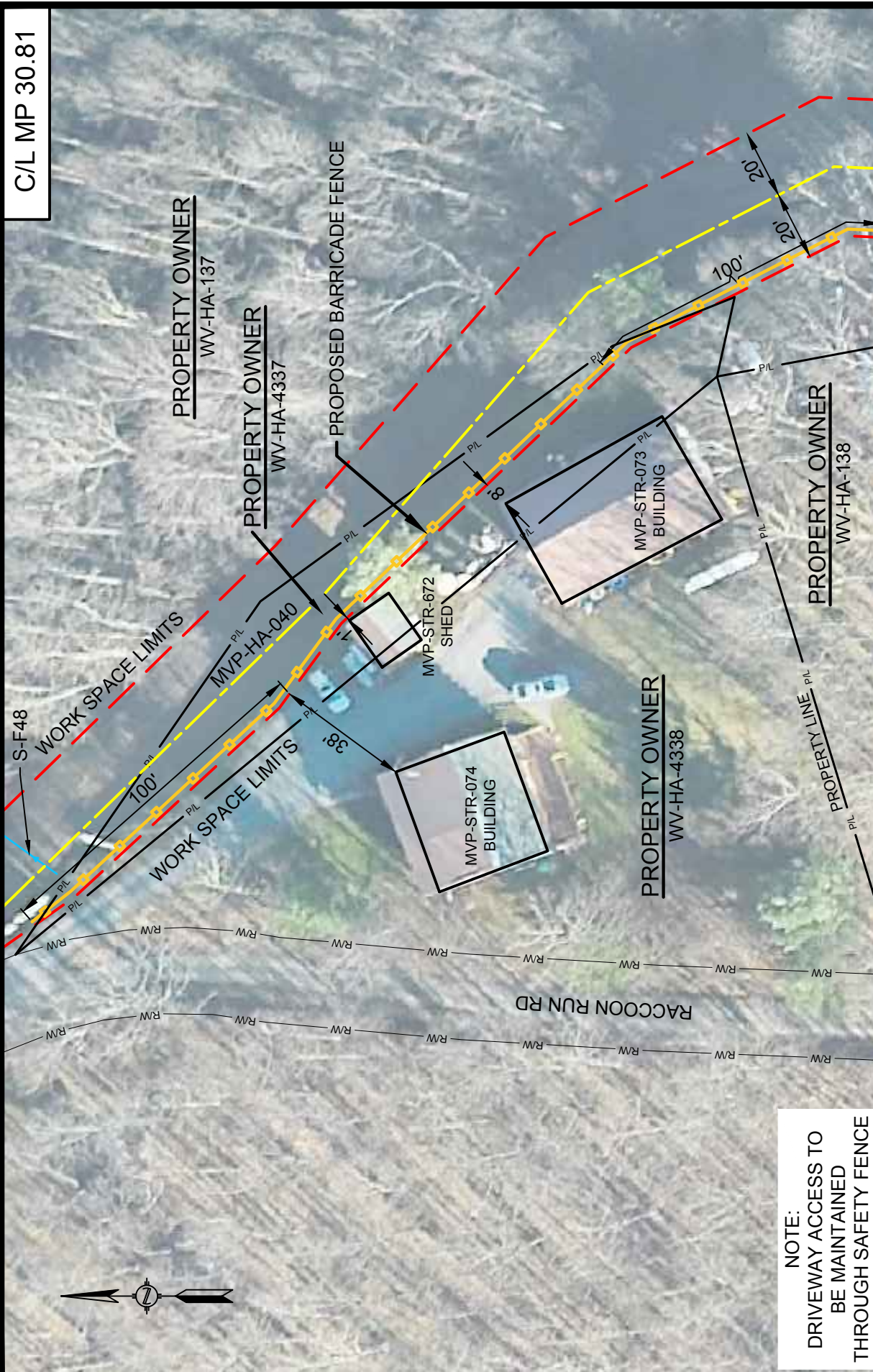


220 Hoover Boulevard, Suite 2
 Holland, Michigan 49423-3766
 T 616-392-5938 F 616-392-2116
 www.hollandengineering.com

26565 Evergreen Rd, Suite 430
 Southfield, Michigan 48076
 T 248-827-7322 F 248-827-7549

HEI PROJECT NO.: 14-10-052

C/L MP 30.81



DRAWN BY: HEI(DRF)	10/14/16
DRAFTING CK:	
ENVIRONMENTAL CK:	
ENGINEERING CK:	
DETAIL SHEET: MVP-QDAR-H600-11	
DRAWING NO.:	RSS-H600-031
SCALE: 1" = 40'	REV. 1
DATE OF PLOT: 10/10/2016 12:59 PM	

Mountain Valley
PIPELINE

CONSTRUCTION DETAILS - RESIDENTIAL SITE SPECIFIC

MOUNTAIN VALLEY PIPELINE PROJECT

PROPOSED H-600 PIPELINE

HARRISON COUNTY, WEST VIRGINIA

SHEET 1 OF 1

NOTE:
DRIVEWAY ACCESS TO
BE MAINTAINED
THROUGH SAFETY FENCE

HOLLAND
ENGINEERING

220 Hoover Boulevard, Suite 2
Holland, Michigan 49423-3766
T 616-392-5938 F 616-392-2116
www.hollandengineering.com

26565 Evergreen Rd, Suite 430
Southfield, Michigan 48076
T 248-827-7322 F 248-827-7549

HEI PROJECT NO.: 14-10-052

C/L MP 32.08



PROPERTY OWNER
WV-DO-005.01

MVP-STR-077
CABIN

MP
32.1

PROPERTY OWNER
WV-DO-004

WORK SPACE LIMITS
PROPERTY LINE

PERMANENT EASEMENT LIMITS
PROPOSED 42" H600 MOUNTAIN VALLEY PIPELINE

PERMANENT EASEMENT LIMITS
WORK SPACE LIMITS

NOTE:
DRIVEWAY ACCESS TO
BE MAINTAINED
THROUGH SAFETY FENCE

DRAWN BY: HEI(DRF)	10/14/16
DRAFTING CK:	
ENVIRONMENTAL CK:	
ENGINEERING CK:	
ALIGN. SHEET: PA-HAWV-H600-25	
DRAWING NO.:	
RSS-H600-005	
SCALE: 1" = 40'	REV. 1
DATE OF PLOT: 10/10/2016 1:00 PM	



CONSTRUCTION DETAILS - RESIDENTIAL SITE SPECIFIC

MOUNTAIN VALLEY PIPELINE PROJECT
PROPOSED H-600 PIPELINE
DODDRIDGE COUNTY, WEST VIRGINIA

SHEET 1 OF 1

HOLLAND
ENGINEERING

220 Hoover Boulevard, Suite 2
Holland, Michigan 49423-3766
T 616-392-5938 F 616-392-2116

www.hollandengineering.com

HEI PROJECT NO.: 14-10-052



DRAWN BY: HEI(DRF)	10/14/16
DRAFTING CK:	
ENVIRONMENTAL CK:	
ENGINEERING CK:	
DETAIL SHEET: MVP-QDAR-H600-12	
DRAWING NO.:	RSS-H600-032
SCALE: 1" = 40'	REV. 1
DATE OF PLOT: 10/10/2016 1:01 PM	

Mountain Valley
PIPELINE

CONSTRUCTION DETAILS - RESIDENTIAL SITE SPECIFIC

MOUNTAIN VALLEY PIPELINE PROJECT
PROPOSED H-600 PIPELINE
DODDRIDGE COUNTY, WEST VIRGINIA

SHEET 1 OF 1

HOLLAND
ENGINEERING

220 Hoover Boulevard, Suite 2
Holland, Michigan 49423-3766
T 616-392-5938 F 616-392-2116
www.hollandengineering.com

26565 Evergreen Rd, Suite 430
Southfield, Michigan 48076
T 248-827-7322 F 248-827-7549

HEI PROJECT NO.: 14-10-052

C/L MP 34.34

PROPERTY OWNER
WV-DO-010

PROPERTY OWNER
WV-DO-012

PROPOSED
BARRICADE
FENCE

MVP-STR-678
HOUSE

MVP-STR-085
DOG PEN

MVP-STR-086
DOG PEN

NOTE:
DRIVEWAY ACCESS TO
BE MAINTAINED
THROUGH SAFETY FENCE

DRAWN BY: HEI(SRD)	10/14/16
DRAFTING CK:	
ENVIRONMENTAL CK:	
ENGINEERING CK:	
ALIGN. SHEET: PA-HAWV-H600-28	
DRAWING NO.:	RSS-H600-176
SCALE: 1" = 40'	REV. 0
DATE OF PLOT: 10/10/2016 1:01 PM	



CONSTRUCTION DETAILS - RESIDENTIAL SITE SPECIFIC

MOUNTAIN VALLEY PIPELINE PROJECT
PROPOSED H-600 PIPELINE
DODDRIDGE COUNTY, WEST VIRGINIA

SHEET 1 OF 1

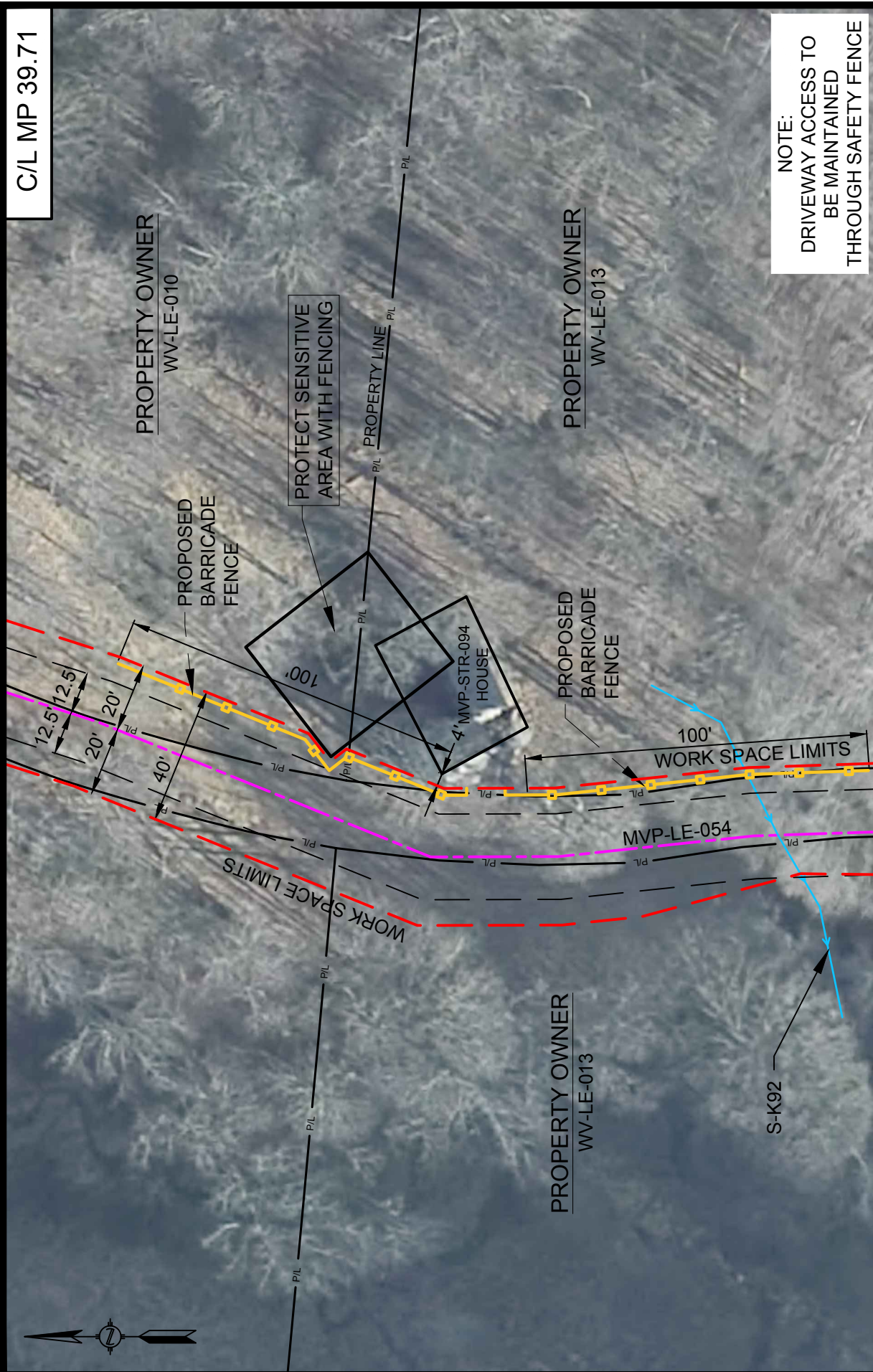
HOLLAND
ENGINEERING

220 Hoover Boulevard, Suite 2
Holland, Michigan 49423-3766
T 616-392-5938 F 616-392-2116

www.hollandengineering.com

HEI PROJECT NO.: 14-10-052

C/L MP 39.71



NOTE:
 DRIVEWAY ACCESS TO
 BE MAINTAINED
 THROUGH SAFETY FENCE

DRAWN BY: HEI(TRG)	10/14/16
DRAFTING CK:	
ENVIRONMENTAL CK:	
ENGINEERING CK:	
DETAIL SHEET: MVP-ADAR-H600-14	
DRAWING NO.:	RSS-H600-110
SCALE: 1" = 40'	REV. 0
DATE OF PLOT: 10/10/2016 1:07 PM	



CONSTRUCTION DETAILS - RESIDENTIAL SITE SPECIFIC
 MOUNTAIN VALLEY PIPELINE PROJECT
 PROPOSED H-600 PIPELINE
 LEWIS COUNTY, WEST VIRGINIA

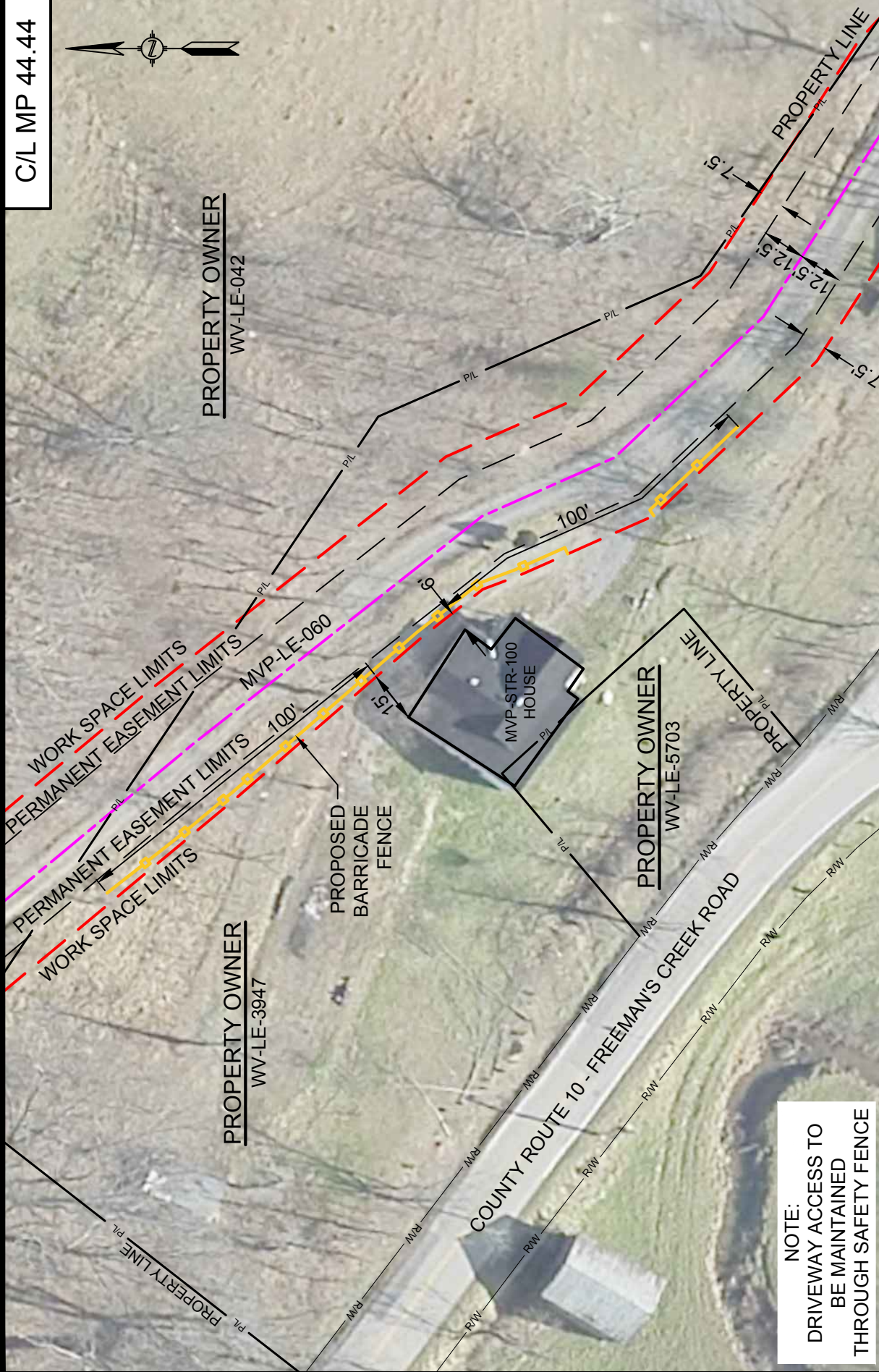
SHEET 1 OF 1

HOLLAND ENGINEERING

220 Hoover Boulevard, Suite 2
 Holland, Michigan 49423-3766
 T 616-392-5938 F 616-392-2116
 www.hollandengineering.com

26565 Evergreen Rd, Suite 430
 Southfield, Michigan 48076
 T 248-827-7322 F 248-827-7549
 HEI PROJECT NO.: 14-10-052

C/L MP 44.44



NOTE:
 DRIVEWAY ACCESS TO
 BE MAINTAINED
 THROUGH SAFETY FENCE


DRAWN BY: HEI(DRF)	10/14/16
DRAFTING CK:	
ENVIRONMENTAL CK:	
ENGINEERING CK:	
DETAIL SHEET: MVP-QDAR-H600-14	
DRAWING NO.:	RSS-H600-033
SCALE: 1" = 40'	REV. 1
DATE OF PLOT: 10/10/2016 1:08 PM	



CONSTRUCTION DETAILS - RESIDENTIAL SITE SPECIFIC

MOUNTAIN VALLEY PIPELINE PROJECT
PROPOSED H-600 PIPELINE
LEWIS COUNTY, WEST VIRGINIA

SHEET 1 OF 1



220 Hoover Boulevard, Suite 2
 Holland, Michigan 49423-3766
 T 616-392-5938 F 616-392-2116
 www.hollandengineering.com

26565 Evergreen Rd, Suite 430
 Southfield, Michigan 48076
 T 248-827-7322 F 248-827-7549

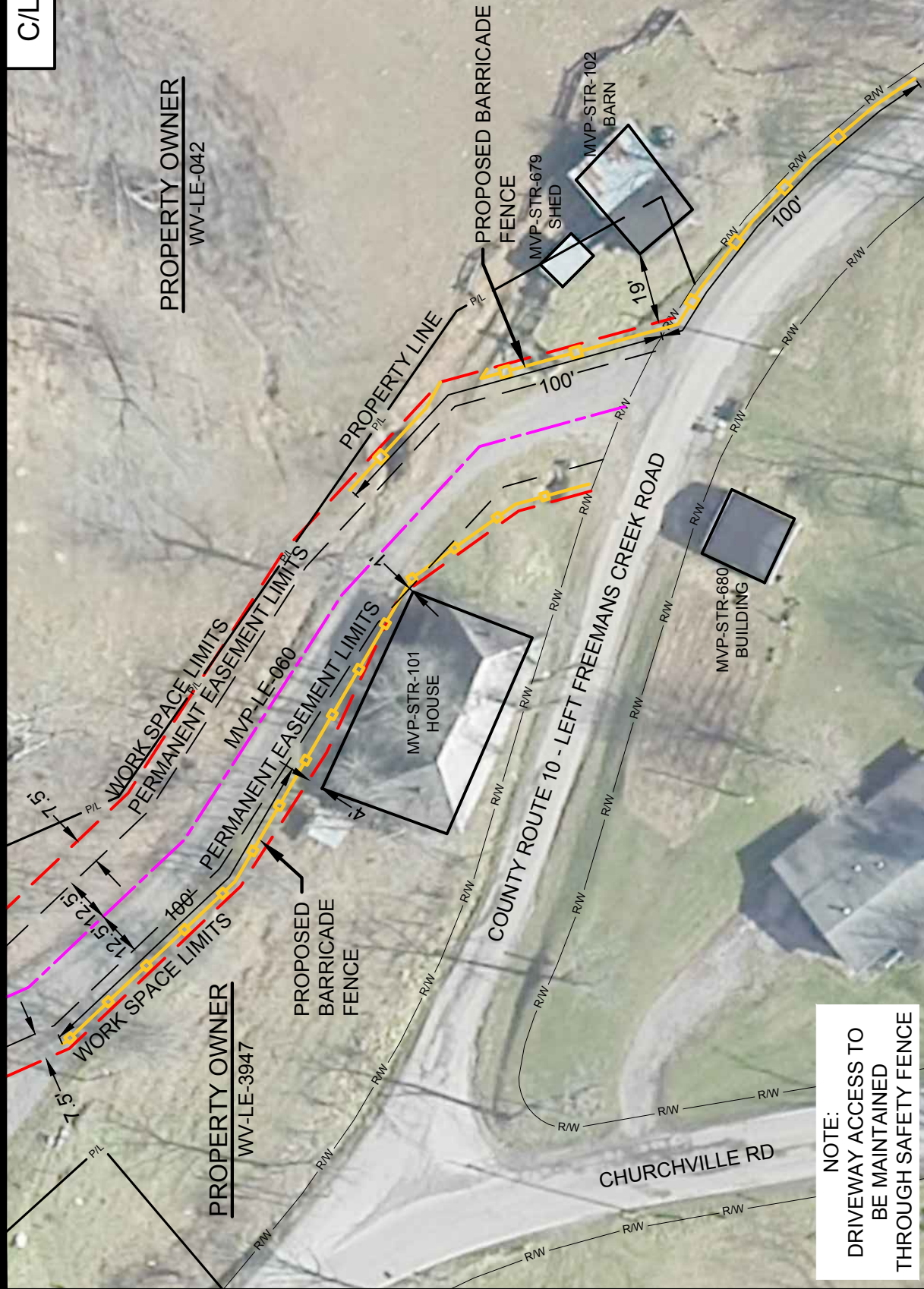
HEI PROJECT NO.: 14-10-052

C/L MP 44.46



PROPERTY OWNER
WV-LE-042

PROPERTY OWNER
WV-LE-3947



DRAWN BY: HEI(DRF)	10/14/16
DRAFTING CK:	
ENVIRONMENTAL CK:	
ENGINEERING CK:	
ALIGN. SHEET: PA-LEWV-H600-08	
DRAWING NO.:	RSS-H600-034
SCALE: 1" = 40'	REV. 1
DATE OF PLOT: 10/10/2016 4:09 PM	



CONSTRUCTION DETAILS - RESIDENTIAL SITE SPECIFIC

MOUNTAIN VALLEY PIPELINE PROJECT

PROPOSED H-600 PIPELINE

LEWIS COUNTY, WEST VIRGINIA

SHEET 1 OF 1

HOLLAND
ENGINEERING

220 Hoover Boulevard, Suite 2
Holland, Michigan 49423-3766
T 616-392-5938 F 616-392-2116

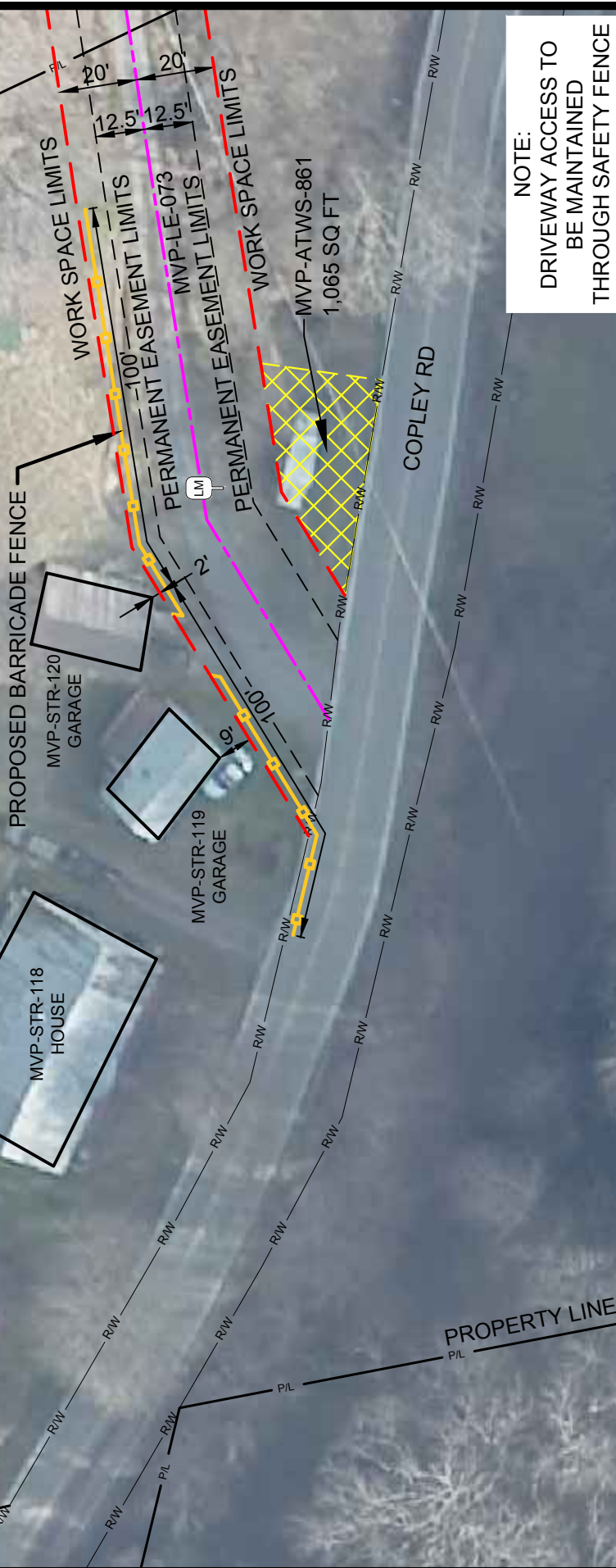
26565 Evergreen Rd, Suite 430
Southfield, Michigan 48076
T 248-827-7322 F 248-827-7549
www.hollandengineering.com

HEI PROJECT NO.: 14-10-052

C/L MP 54.92

PROPERTY LINE PL

PROPERTY OWNER
WV-LE-3957



NOTE:
 DRIVEWAY ACCESS TO
 BE MAINTAINED
 THROUGH SAFETY FENCE

DRAWN BY: HEI(DRF)	10/14/16
DRAFTING CK:	
ENVIRONMENTAL CK:	
ENGINEERING CK:	
DETAIL SHEET: MVP-QDAR-H600-18	
DRAWING NO.:	
RSS-H600-036	
SCALE: 1" = 40'	REV. 1
DATE OF PLOT: 10/10/2016 1:08 PM	



CONSTRUCTION DETAILS - RESIDENTIAL SITE SPECIFIC

MOUNTAIN VALLEY PIPELINE PROJECT

PROPOSED H-600 PIPELINE

LEWIS COUNTY, WEST VIRGINIA

SHEET 1 OF 1

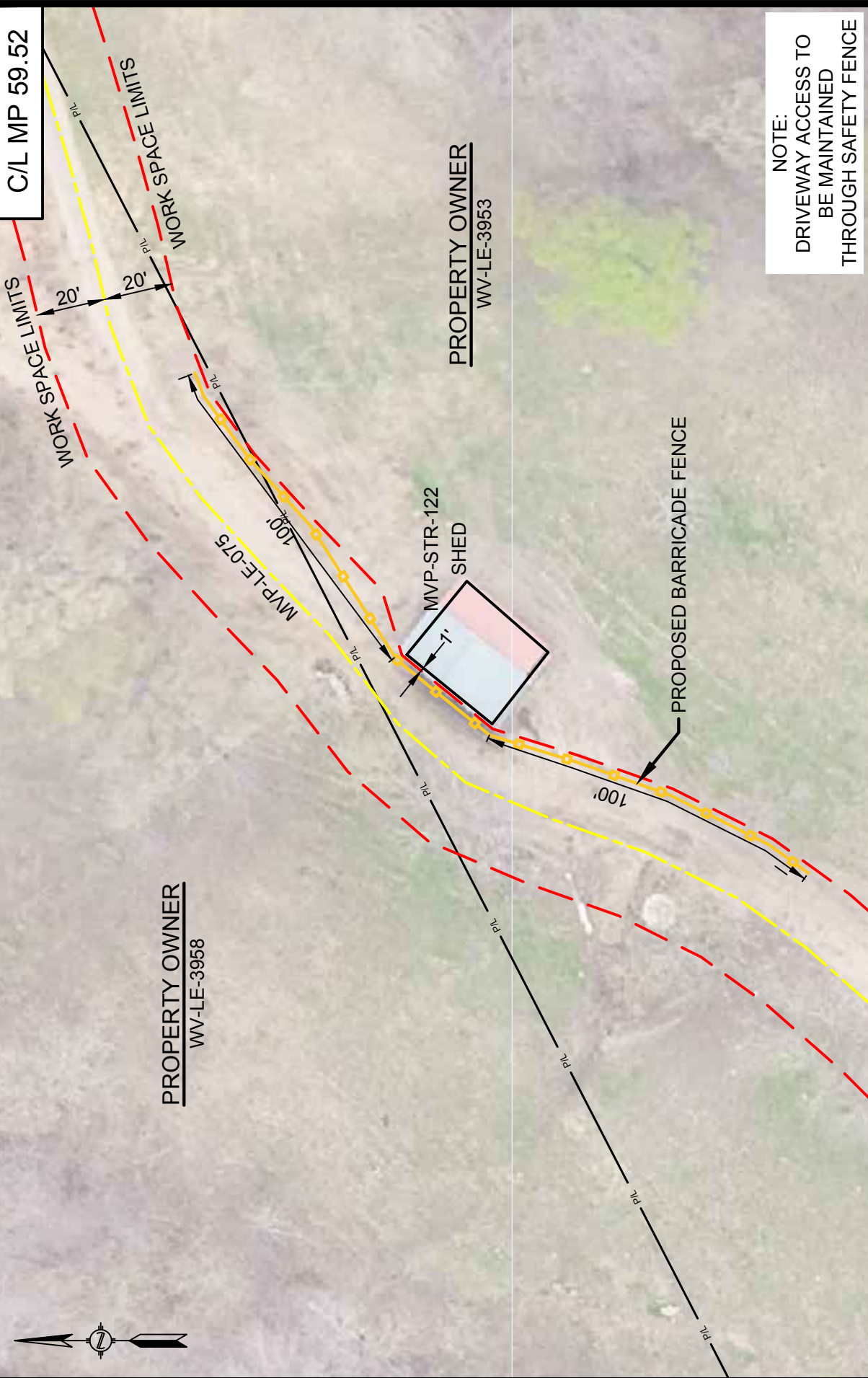
HOLLAND
ENGINEERING

220 Hoover Boulevard, Suite 2
 Holland, Michigan 49423-3766
 T 616-392-5938 F 616-392-2116

26565 Evergreen Rd, Suite 430
 Southfield, Michigan 48076
 T 248-827-7322 F 248-827-7549

www.hollandengineering.com

HEI PROJECT NO.: 14-10-052



NOTE:
 DRIVEWAY ACCESS TO
 BE MAINTAINED
 THROUGH SAFETY FENCE

DRAWN BY: HEI(DRF)	10/14/16
DRAFTING CK:	
ENVIRONMENTAL CK:	
ENGINEERING CK:	
DETAIL SHEET: MVP-QDAR-H600-20	
DRAWING NO.:	
RSS-H600-037	
SCALE: 1" = 40'	REV. 1
DATE OF PLOT: 10/10/2016 1:08 PM	



CONSTRUCTION DETAILS - RESIDENTIAL SITE SPECIFIC
MOUNTAIN VALLEY PIPELINE PROJECT
PROPOSED H-600 PIPELINE
LEWIS COUNTY, WEST VIRGINIA

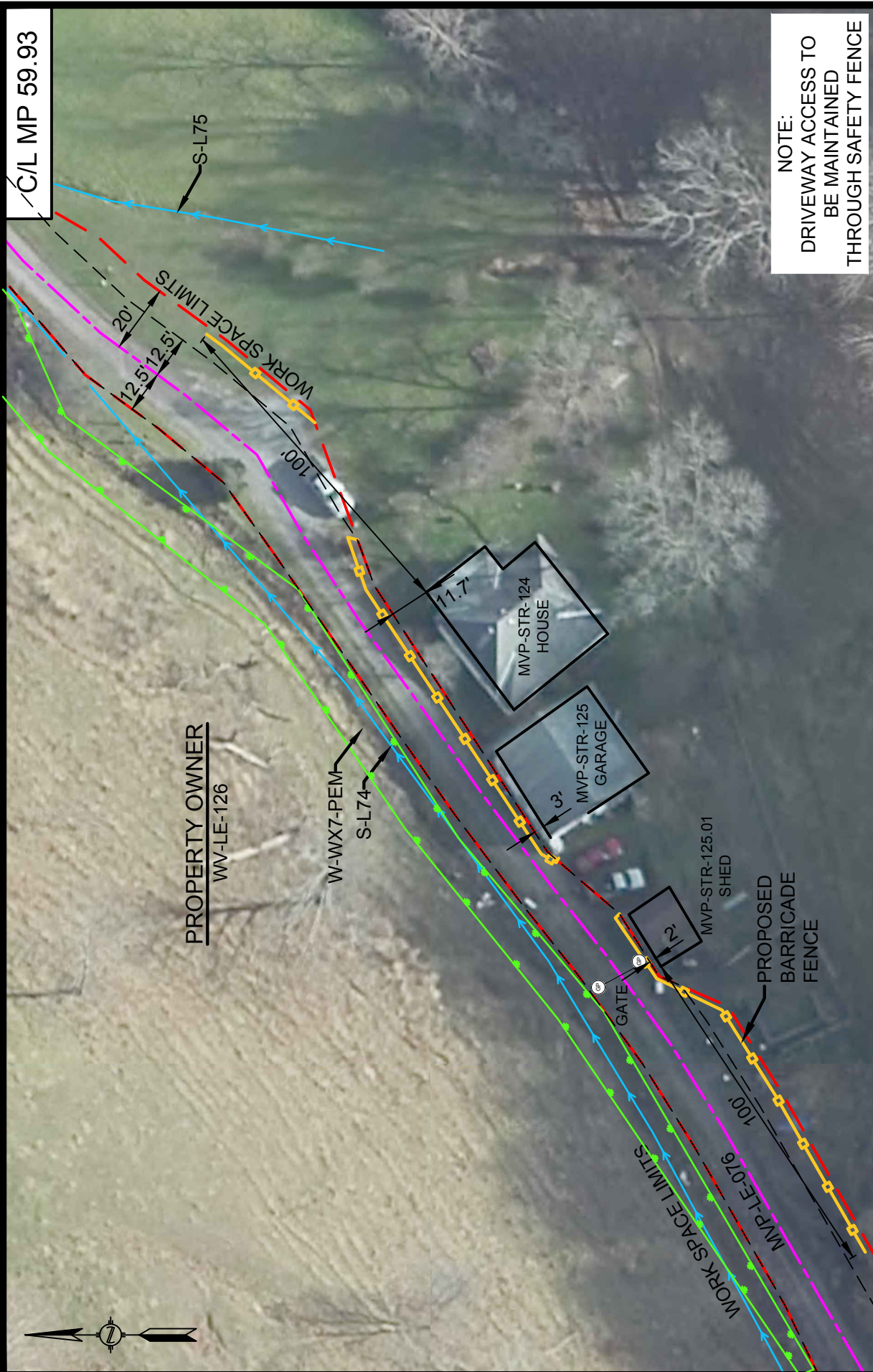
SHEET 1 OF 1

HOLLAND
ENGINEERING

220 Hoover Boulevard, Suite 2
 Holland, Michigan 49423-3766
 T 616-392-5938 F 616-392-2116

26565 Evergreen Rd, Suite 430
 Southfield, Michigan 48076
 T 248-827-7322 F 248-827-7549

www.hollandengineering.com
 HEI PROJECT NO.: 14-10-052



NOTE:
 DRIVEWAY ACCESS TO
 BE MAINTAINED
 THROUGH SAFETY FENCE

DRAWN BY: HEI(DRF)	10/14/16
DRAFTING CK:	
ENVIRONMENTAL CK:	
ENGINEERING CK:	
DETAIL SHEET: MVP-AQAR-H600-20	
DRAWING NO.:	RSS-H600-099
SCALE: 1" = 40'	REV. 1
DATE OF PLOT: 10/10/2016 1:09 PM	

Mountain Valley
 PIPELINE

CONSTRUCTION DETAILS - RESIDENTIAL SITE SPECIFIC

MOUNTAIN VALLEY PIPELINE PROJECT
PROPOSED H-600 PIPELINE
LEWIS COUNTY, WEST VIRGINIA

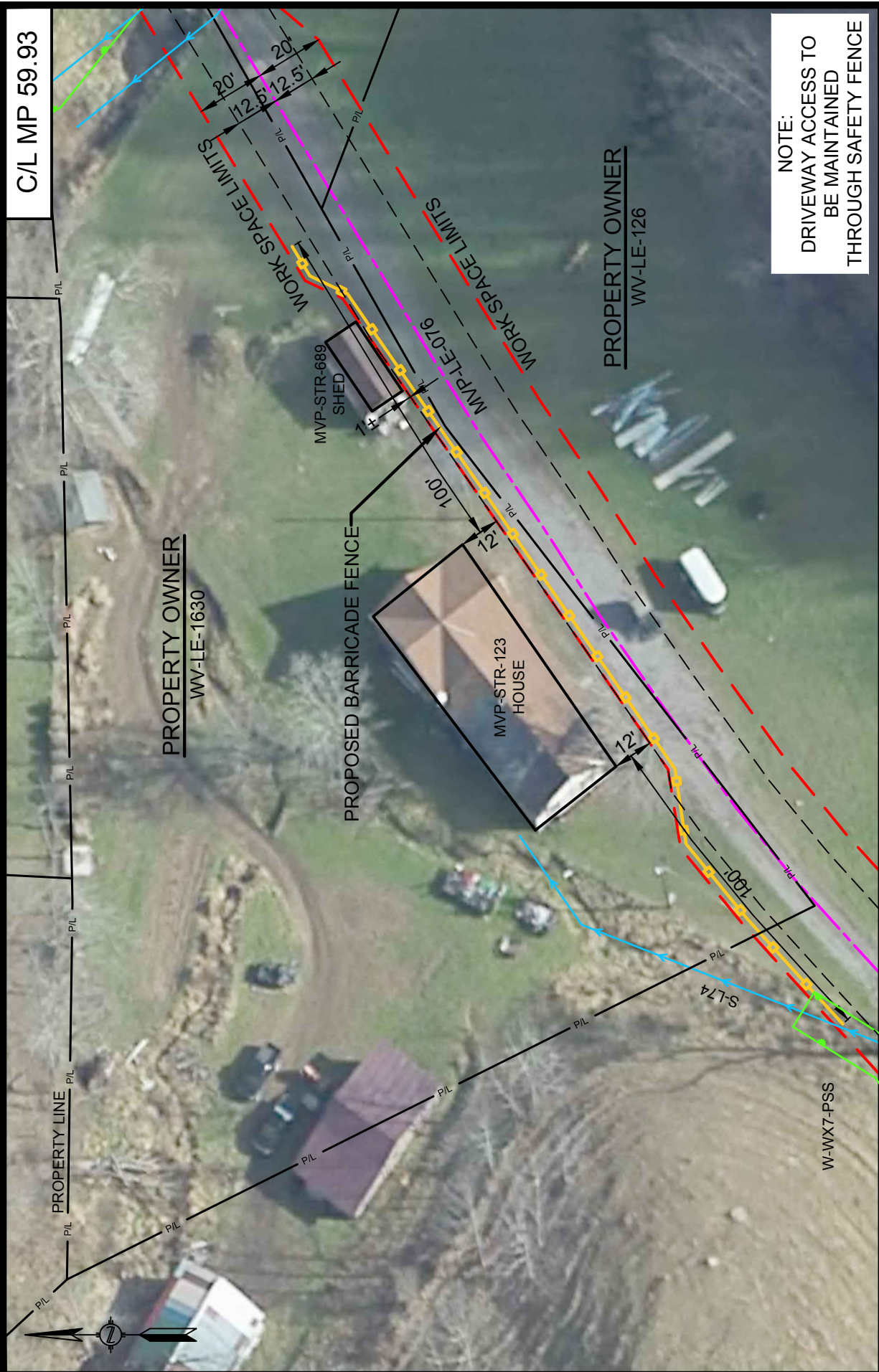
SHEET 1 OF 1

HOLLAND
 ENGINEERING

220 Hoover Boulevard, Suite 2
 Holland, Michigan 49423-3766
 T 616-392-5938 F 616-392-2116
 www.hollandengineering.com

26565 Evergreen Rd, Suite 430
 Southfield, Michigan 48076
 T 248-827-7322 F 248-827-7549

HEI PROJECT NO.: 14-10-052



C/L MP 59.93

NOTE:
 DRIVEWAY ACCESS TO
 BE MAINTAINED
 THROUGH SAFETY FENCE

DRAWN BY: HEI(DRF)	10/14/16
DRAFTING CK:	
ENVIRONMENTAL CK:	
ENGINEERING CK:	
DETAIL SHEET: MVP-AQAR-H600-20	
DRAWING NO.:	RSS-H600-098
SCALE: 1" = 40'	REV. 1
DATE OF PLOT: 10/10/2016 1:09 PM	



Mountain Valley
 PIPELINE

CONSTRUCTION DETAILS - RESIDENTIAL SITE SPECIFIC

MOUNTAIN VALLEY PIPELINE PROJECT
PROPOSED H-600 PIPELINE
LEWIS COUNTY, WEST VIRGINIA

SHEET 1 OF 1

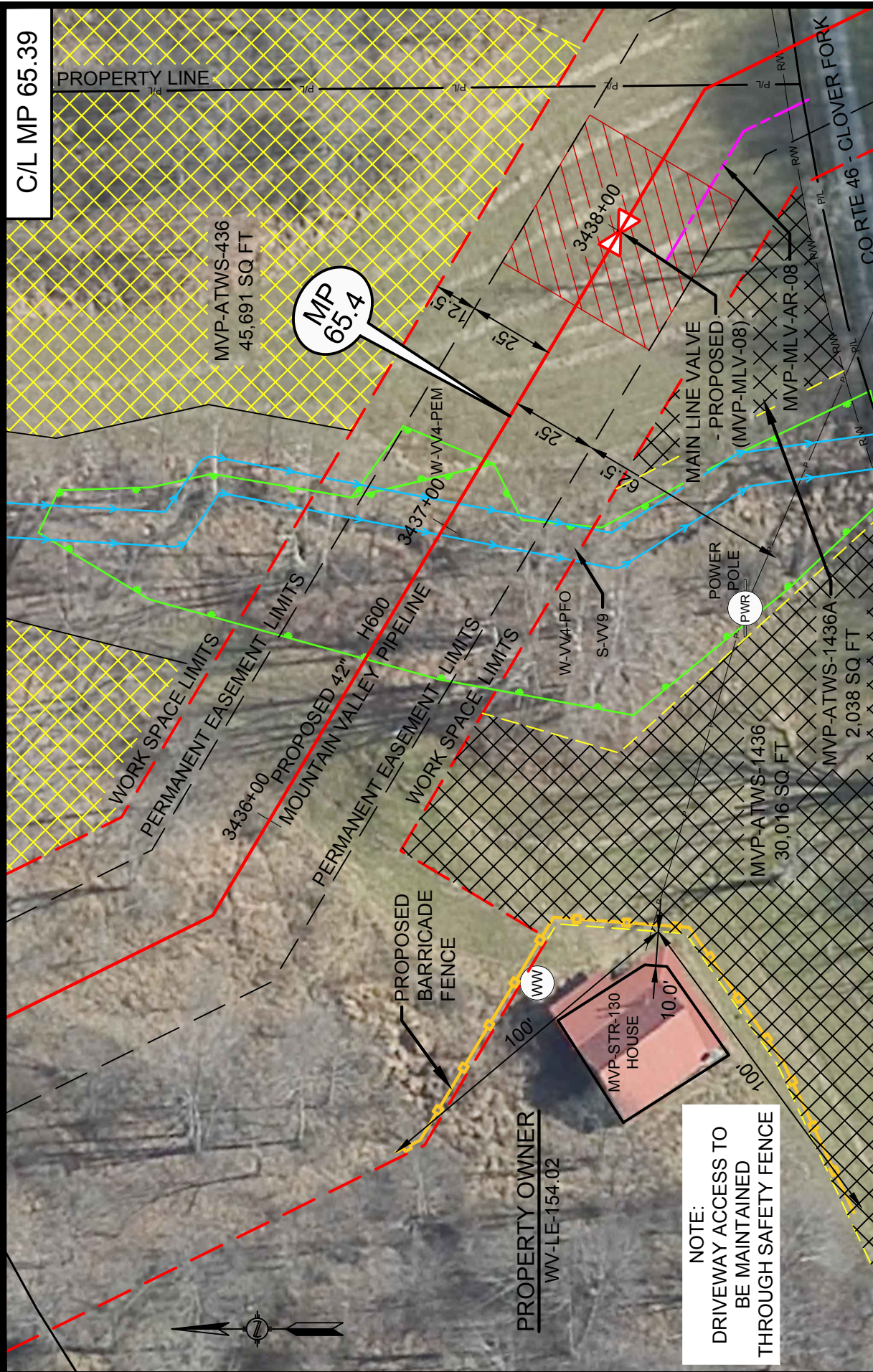
HOLLAND
 ENGINEERING

220 Hoover Boulevard, Suite 2
 Holland, Michigan 49423-3766
 T 616-392-5938 F 616-392-2116
 www.hollandengineering.com

26565 Evergreen Rd, Suite 430
 Southfield, Michigan 48076
 T 248-827-7322 F 248-827-7549

HEI PROJECT NO.: 14-10-052

C/L MP 65.39



MP 65.4

DRAWN BY: HEI(DRF)	10/14/16
DRAFTING CK:	
ENVIRONMENTAL CK:	
ENGINEERING CK:	
ALIGN. SHEET: PA-LEWY-H600-30	
DRAWING NO.:	RSS-H600-038
SCALE: 1" = 40'	REV. 1
DATE OF PLOT: 10/10/2016 1:10 PM	

Mountain Valley
PIPELINE

CONSTRUCTION DETAILS - RESIDENTIAL SITE SPECIFIC

MOUNTAIN VALLEY PIPELINE PROJECT
PROPOSED H-600 PIPELINE
LEWIS COUNTY, WEST VIRGINIA

SHEET 1 OF 1

NOTE:
DRIVEWAY ACCESS TO
BE MAINTAINED
THROUGH SAFETY FENCE

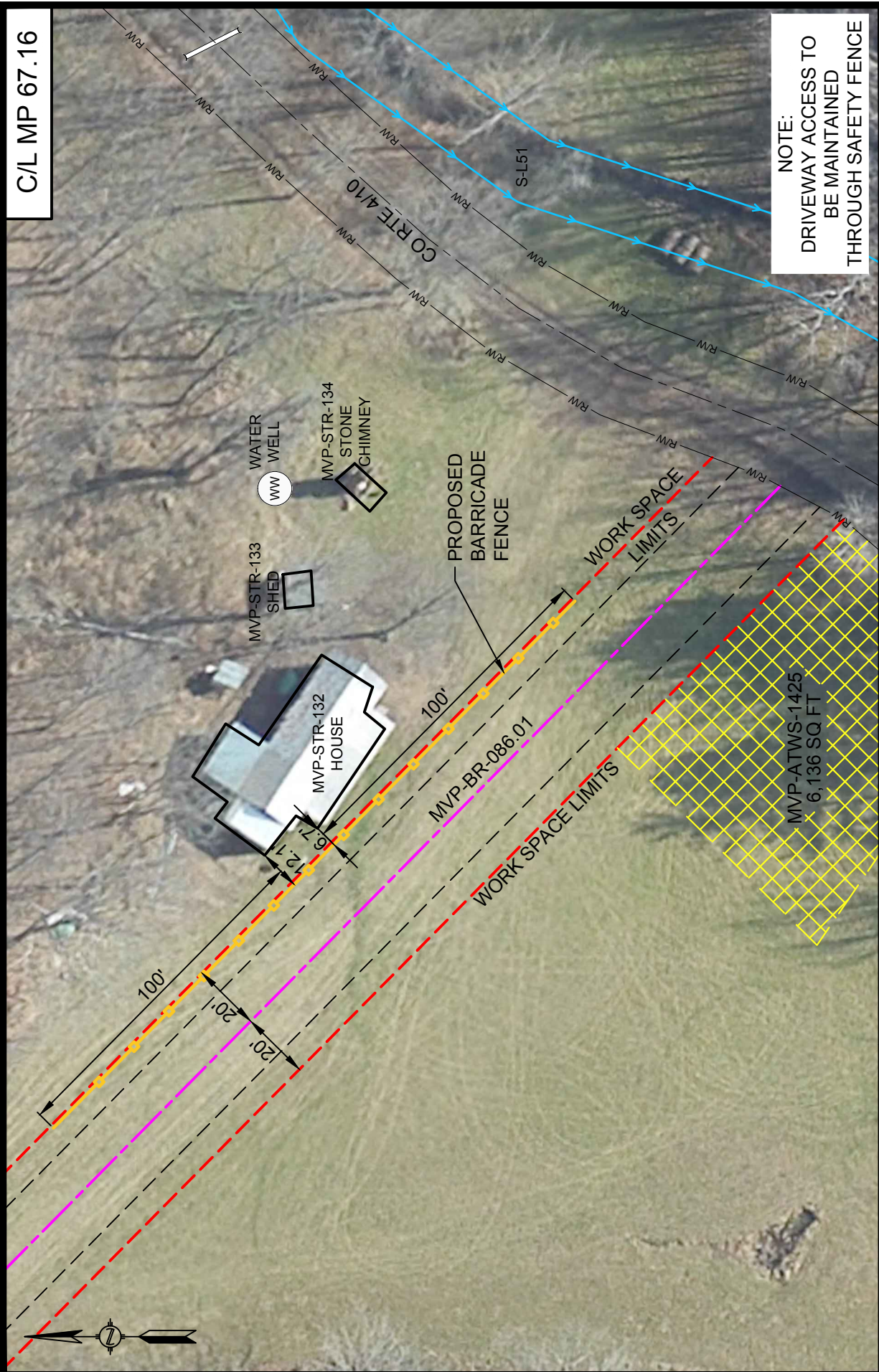
HOLLAND
ENGINEERING

220 Hoover Boulevard, Suite 2
Holland, Michigan 49423-3766
T 616-392-5938 F 616-392-2116
www.hollandengineering.com

26555 Evergreen Rd, Suite 430
Southfield, Michigan 48076
T 248-827-7322 F 248-827-7549

HEI PROJECT NO.: 14-10-052

C/L MP 67.16



NOTE:
 DRIVEWAY ACCESS TO
 BE MAINTAINED
 THROUGH SAFETY FENCE

DRAWN BY: HEI(SRD)	10/14/16
DRAFTING CK:	
ENVIRONMENTAL CK:	
ENGINEERING CK:	
ALIGN. SHEET: PA-BRWV-H600-02	
DRAWING NO.:	RSS-H600-173
SCALE: 1" = 40'	REV. 0
DATE OF PLOT: 10/10/2016 4:35 PM	

Mountain Valley
 PIPELINE

CONSTRUCTION DETAILS - RESIDENTIAL SITE SPECIFIC

MOUNTAIN VALLEY PIPELINE PROJECT
PROPOSED H-600 PIPELINE
BRAXTON COUNTY, WEST VIRGINIA

SHEET 1 OF 1

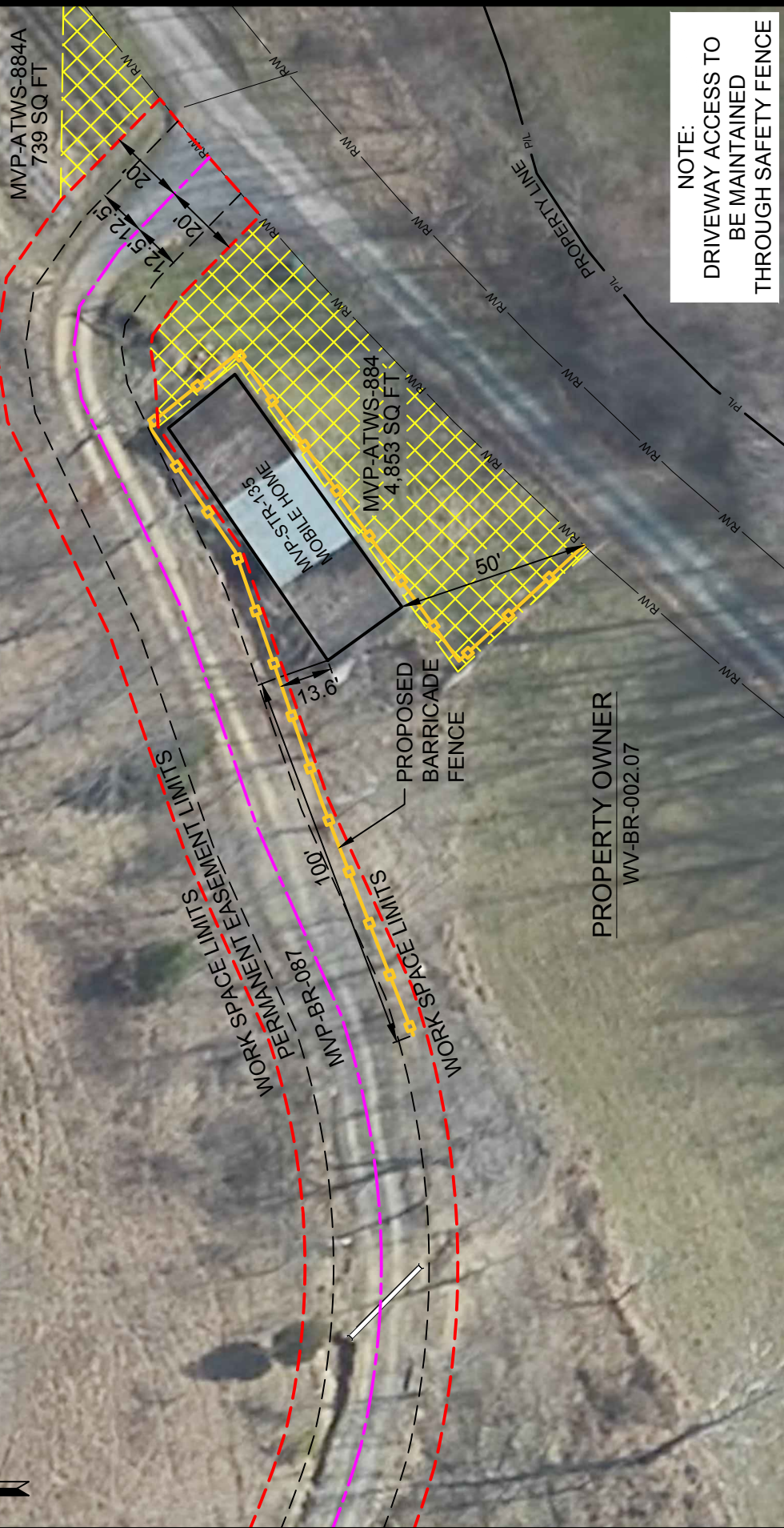
HOLLAND
 ENGINEERING

220 Hoover Boulevard, Suite 2
 Holland, Michigan 49423-3766
 T 616-392-5938 F 616-392-2116
 www.hollandengineering.com

26565 Evergreen Rd, Suite 430
 Southfield, Michigan 48076
 T 248-827-7322 F 248-827-7549

HEI PROJECT NO.: 14-10-052

C/L MP 67.81



NOTE:
 DRIVEWAY ACCESS TO
 BE MAINTAINED
 THROUGH SAFETY FENCE

DRAWN BY: HEI(SRD)	10/14/16
DRAFTING CK:	
ENVIRONMENTAL CK:	
ENGINEERING CK:	
DETAIL SHEET: MVP-QDAR-H600-24	
DRAWING NO.:	
RSS-H600-168	
SCALE: 1" = 40'	REV. 0
DATE OF PLOT: 10/10/2016 4:35 PM	



CONSTRUCTION DETAILS - RESIDENTIAL SITE SPECIFIC

MOUNTAIN VALLEY PIPELINE PROJECT
PROPOSED H-600 PIPELINE
BRAXTON COUNTY, WEST VIRGINIA

SHEET 1 OF 1

HOLLAND
ENGINEERING

220 Hoover Boulevard, Suite 2
 Holland, Michigan 49423-3766
 T 616-392-5938 F 616-392-2116
 26565 Evergreen Rd, Suite 430
 Southfield, Michigan 48076
 T 248-827-7322 F 248-827-7549
 www.hollandengineering.com
 HEI PROJECT NO.: 14-10-052

C/L MP 68.40

NOTE:
DRIVEWAY ACCESS TO
BE MAINTAINED
THROUGH SAFETY FENCE

DRAWN BY: HEI(DRF)	10/14/16
DRAFTING CK:	
ENVIRONMENTAL CK:	
ENGINEERING CK:	
ALIGN. SHEET: PA-BRWV-H600-03	
DRAWING NO.:	
RSS-H600-040	
SCALE: 1" = 40'	REV. 1
DATE OF PLOT: 10/10/2016 1:49 PM	



PROPERTY OWNER
WV-BR-002.12

Mountain Valley
PIPELINE

CONSTRUCTION DETAILS - RESIDENTIAL SITE SPECIFIC

MOUNTAIN VALLEY PIPELINE PROJECT
PROPOSED H-600 PIPELINE
BRAXTON COUNTY, WEST VIRGINIA

SHEET 1 OF 1

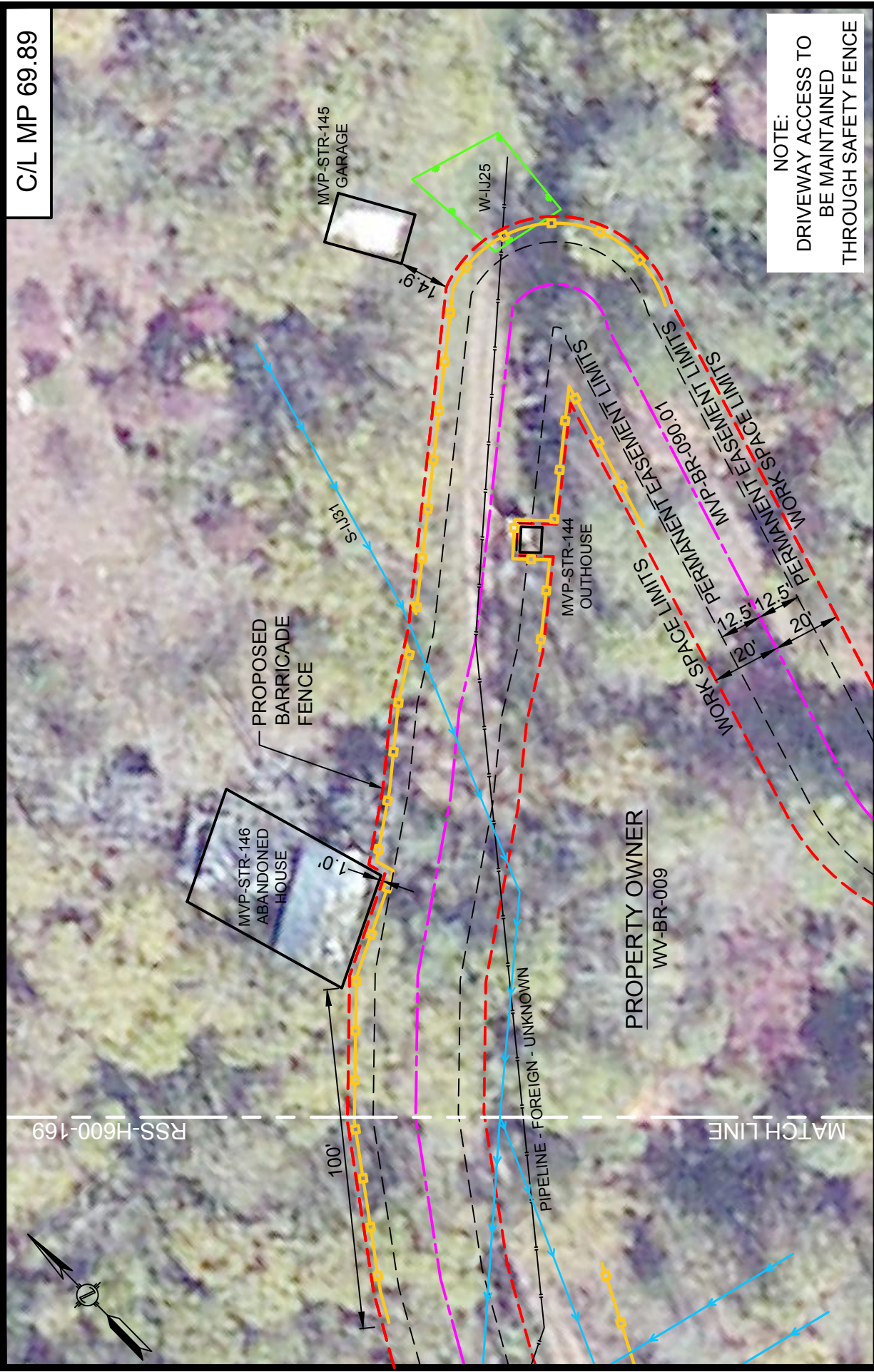
HOLLAND
ENGINEERING

220 Hoover Boulevard, Suite 2
Holland, Michigan 49423-3766
T 616-392-5938 F 616-392-2116
www.hollandengineering.com

26565 Evergreen Rd, Suite 430
Southfield, Michigan 48076
T 248-827-7322 F 248-827-7549

HEI PROJECT NO.: 14-10-052

C/L MP 69.89



DRAWN BY: HEI(SRD)	10/14/16
DRAFTING CK:	
ENVIRONMENTAL CK:	
ENGINEERING CK:	
DETAIL SHEET: MVP-QDAR-H600-26	
DRAWING NO.:	
RSS-H600-170	
SCALE: 1" = 40'	REV. 0
DATE OF PLOT: 10/10/2016 1:50 PM	

Mountain Valley
PIPELINE

CONSTRUCTION DETAILS - RESIDENTIAL SITE SPECIFIC

MOUNTAIN VALLEY PIPELINE PROJECT
PROPOSED H-600 PIPELINE
BRAXTON COUNTY, WEST VIRGINIA

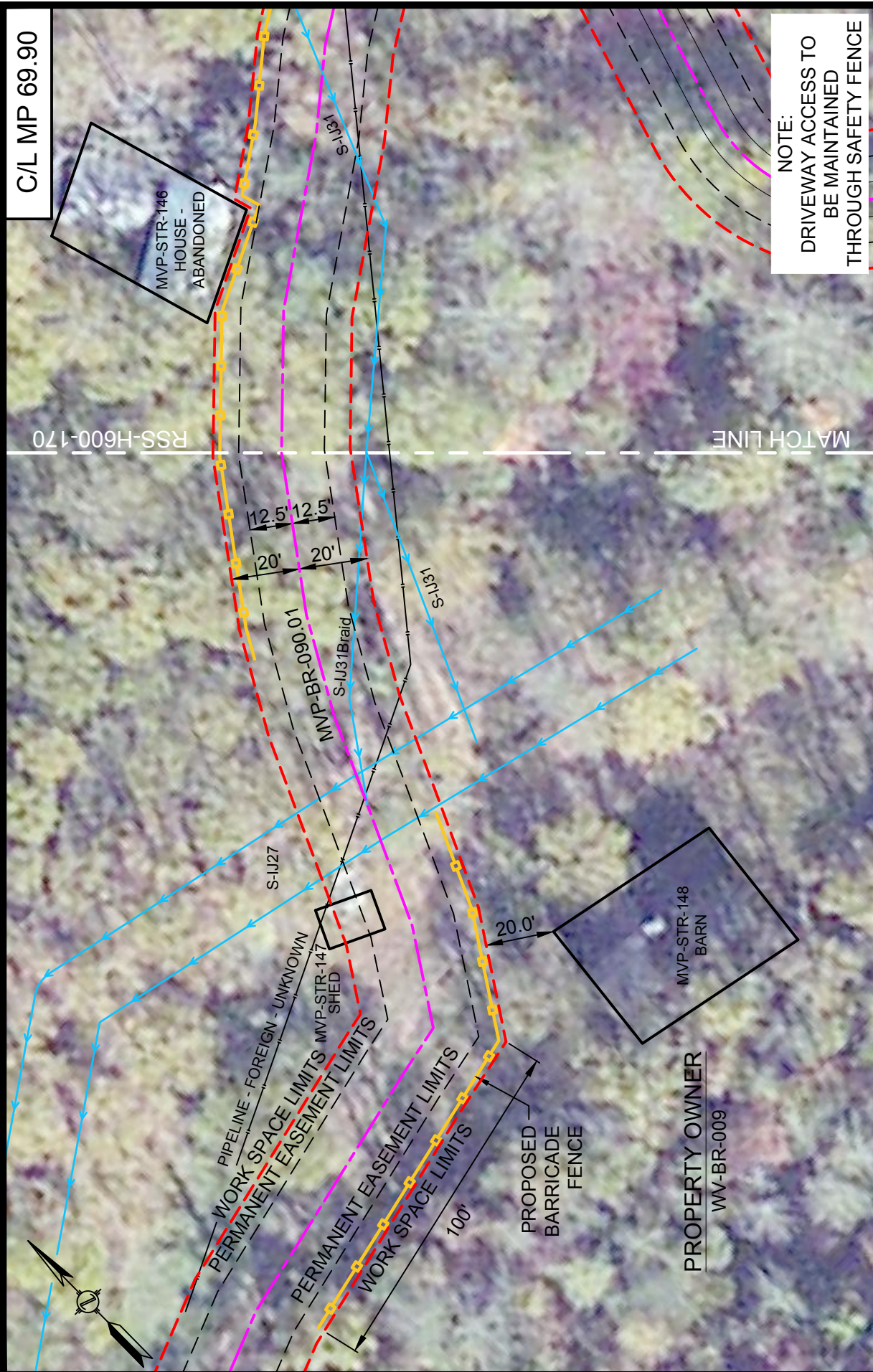
SHEET 1 OF 1

HOLLAND
ENGINEERING

220 Hoover Boulevard, Suite 2
Holland, Michigan 49423-3766
T 616-392-5938 F 616-392-2116
www.hollandengineering.com

26565 Evergreen Rd, Suite 430
Southfield, Michigan 48076
T 248-827-7322 F 248-827-7549

HEI PROJECT NO.: 14-10-052



C/L MP 69.90

MVP-STR-146
HOUSE -
ABANDONED

RSS-H600-170

MATCH LINE

12.5' 12.5'
20' 20'

MVP-BR-090.01
S-IJ31/Braid

S-IJ31

S-IJ27

PIPELINE - FOREIGN - UNKNOWN
MVP-STR-147
SHED

MVP-STR-148
BARN

20.0'

WORK SPACE LIMITS
PERMANENT EASEMENT LIMITS
PERMANENT EASEMENT LIMITS
WORK SPACE LIMITS
100'

PROPOSED
BARRICADE
FENCE

PROPERTY OWNER
WV-BR-009

NOTE:
DRIVEWAY ACCESS TO
BE MAINTAINED
THROUGH SAFETY FENCE

DRAWN BY: HEI(SRD)	10/14/16
DRAFTING CK:	
ENVIRONMENTAL CK:	
ENGINEERING CK:	
DETAIL SHEET: MVP-QDAR-H600-26	
DRAWING NO.:	RSS-H600-169
SCALE: 1" = 40'	REV. 0
DATE OF PLOT: 10/10/2016 1:50 PM	



CONSTRUCTION DETAILS - RESIDENTIAL SITE SPECIFIC
MOUNTAIN VALLEY PIPELINE PROJECT
PROPOSED H-600 PIPELINE
BRAXTON COUNTY, WEST VIRGINIA

SHEET 1 OF 1

HOLLAND
ENGINEERING

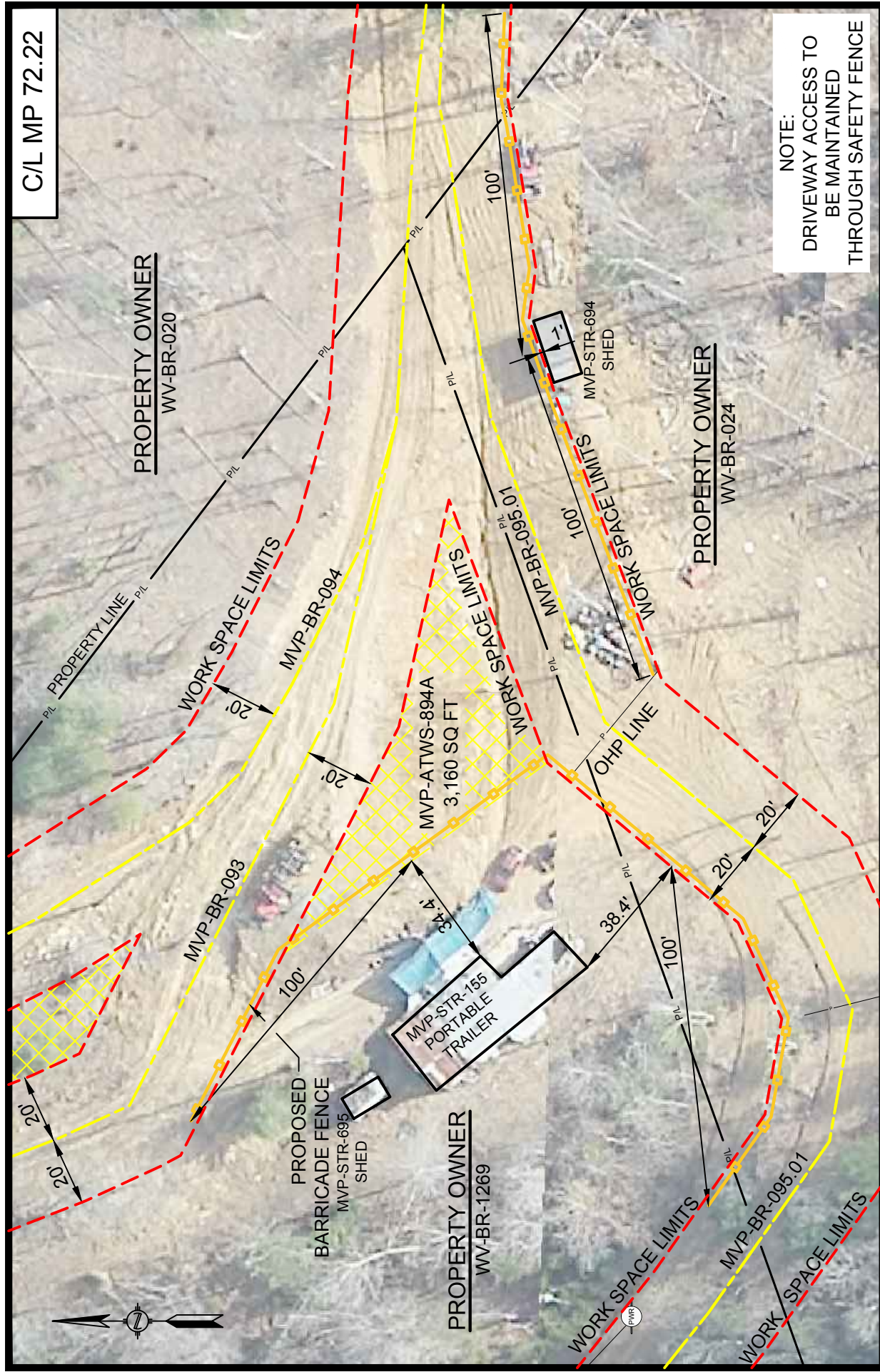
220 Hoover Boulevard, Suite 2
Holland, Michigan 49423-3766
T 616-392-5938 F 616-392-2116
www.hollandengineering.com

26565 Evergreen Rd, Suite 430
Southfield, Michigan 48076
T 248-827-7322 F 248-827-7549
HEI PROJECT NO.: 14-10-052

C/L MP 72.22

NOTE:
DRIVEWAY ACCESS TO
BE MAINTAINED
THROUGH SAFETY FENCE

DRAWN BY: HEI(DRF)	10/14/16
DRAFTING CK:	
ENVIRONMENTAL CK:	
ENGINEERING CK:	
ALIGN. SHEET: PA-BRWV-H600-07	
DRAWING NO.:	RSS-H600-041
SCALE: 1" = 40'	REV. 1
DATE OF PLOT: 10/10/2016 1:51 PM	



Mountain Valley
PIPELINE

CONSTRUCTION DETAILS - RESIDENTIAL SITE SPECIFIC

MOUNTAIN VALLEY PIPELINE PROJECT
PROPOSED H-600 PIPELINE
BRAXTON COUNTY, WEST VIRGINIA

SHEET 1 OF 1

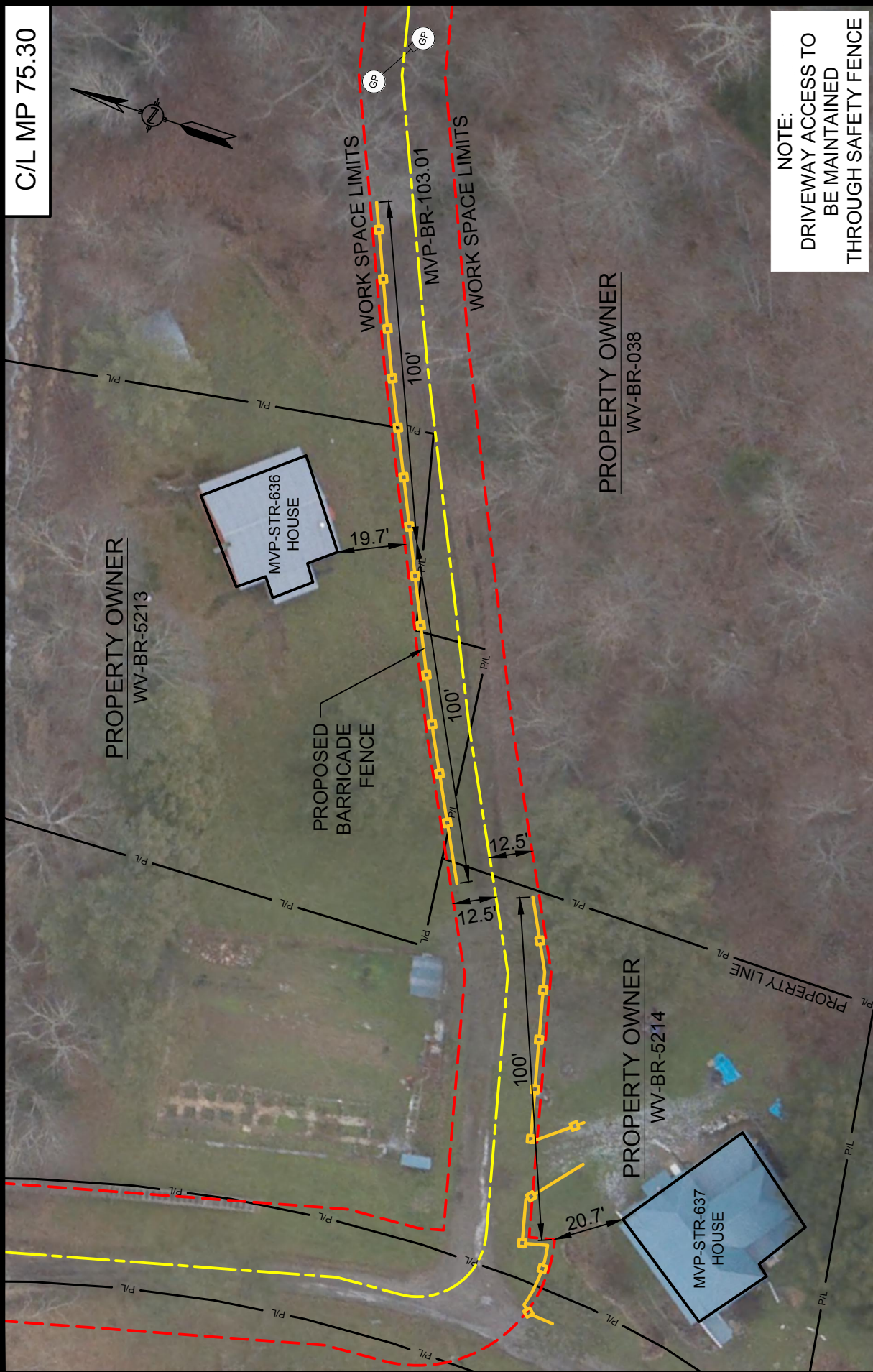
HOLLAND
ENGINEERING

220 Hoover Boulevard, Suite 2
Holland, Michigan 49423-3766
T 616-392-5938 F 616-392-2116
www.hollandengineering.com

26565 Evergreen Rd, Suite 430
Southfield, Michigan 48076
T 248-827-7322 F 248-827-7549

HEI PROJECT NO.: 14-10-052

C/L MP 75.30



NOTE:
 DRIVEWAY ACCESS TO
 BE MAINTAINED
 THROUGH SAFETY FENCE

DRAWN BY: HEI(SRD)	10/14/16
DRAFTING CK:	
ENVIRONMENTAL CK:	
ENGINEERING CK:	
DETAIL SHEET: MVP-QDAR-H600-28	
DRAWING NO.:	
RSS-H600-174	
SCALE: 1" = 40'	REV. 0
DATE OF PLOT: 10/10/2016 1:52 PM	



CONSTRUCTION DETAILS - RESIDENTIAL SITE SPECIFIC
 MOUNTAIN VALLEY PIPELINE PROJECT
 PROPOSED H-600 PIPELINE
 BRAXTON COUNTY, WEST VIRGINIA

SHEET 1 OF 1

HOLLAND ENGINEERING

220 Hoover Boulevard, Suite 2
 Holland, Michigan 49423-3766
 T 616-392-5938 F 616-392-2116
 www.hollandengineering.com

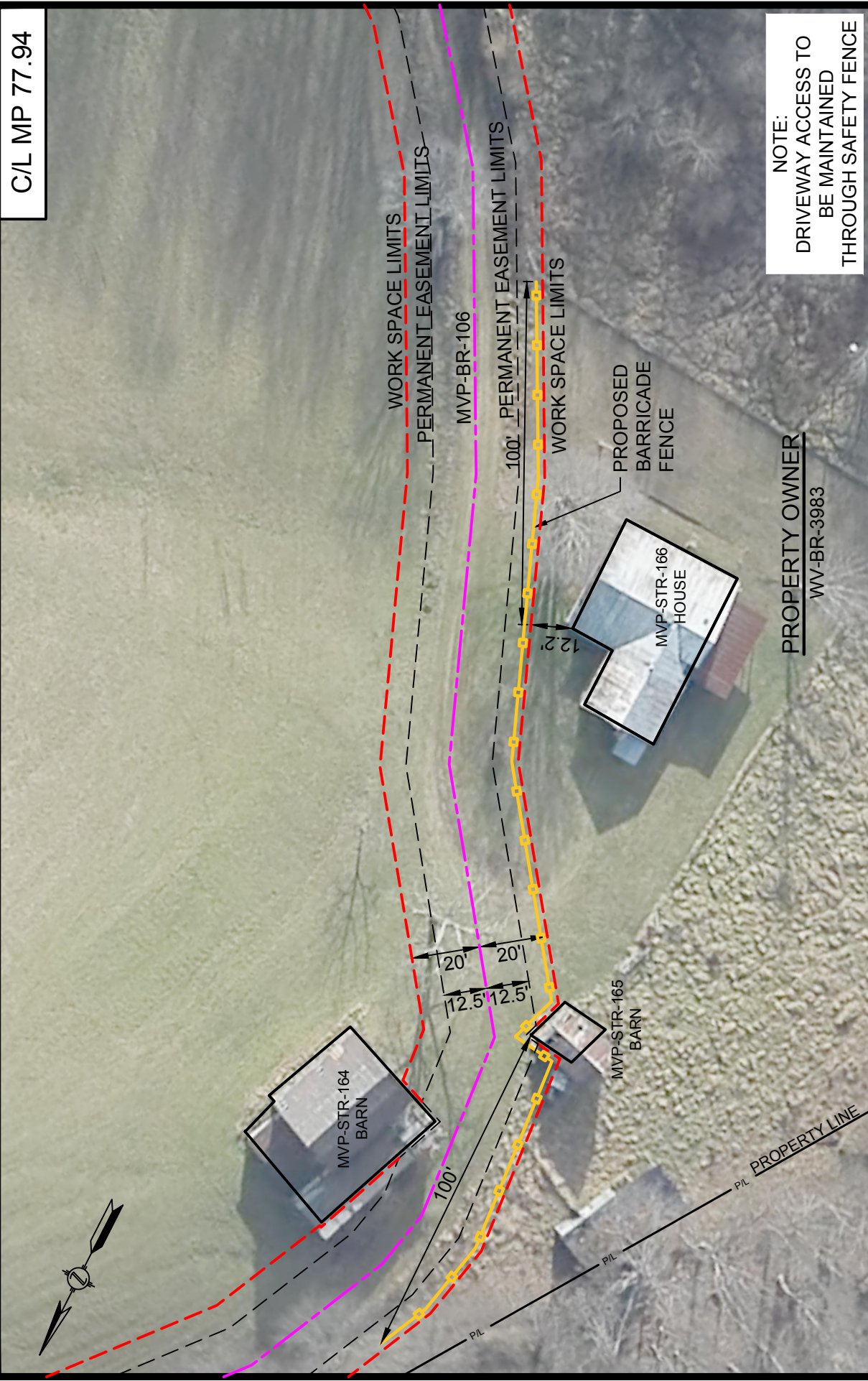
26565 Evergreen Rd, Suite 430
 Southfield, Michigan 48076
 T 248-827-7322 F 248-827-7549

HEI PROJECT NO.: 14-10-052

C/L MP 77.94

NOTE:
DRIVEWAY ACCESS TO
BE MAINTAINED
THROUGH SAFETY FENCE

DRAWN BY: HEI(DRF)	10/14/16
DRAFTING CK:	
ENVIRONMENTAL CK:	
ENGINEERING CK:	
DETAIL SHEET: MVP-AQAR-H600-28	
DRAWING NO.:	RSS-H600-101
SCALE: 1" = 40'	REV. 1
DATE OF PLOT: 10/10/2016 1:52 PM	



Mountain Valley
PIPELINE

CONSTRUCTION DETAILS - RESIDENTIAL SITE SPECIFIC

MOUNTAIN VALLEY PIPELINE PROJECT
PROPOSED H-600 PIPELINE
BRAXTON COUNTY, WEST VIRGINIA

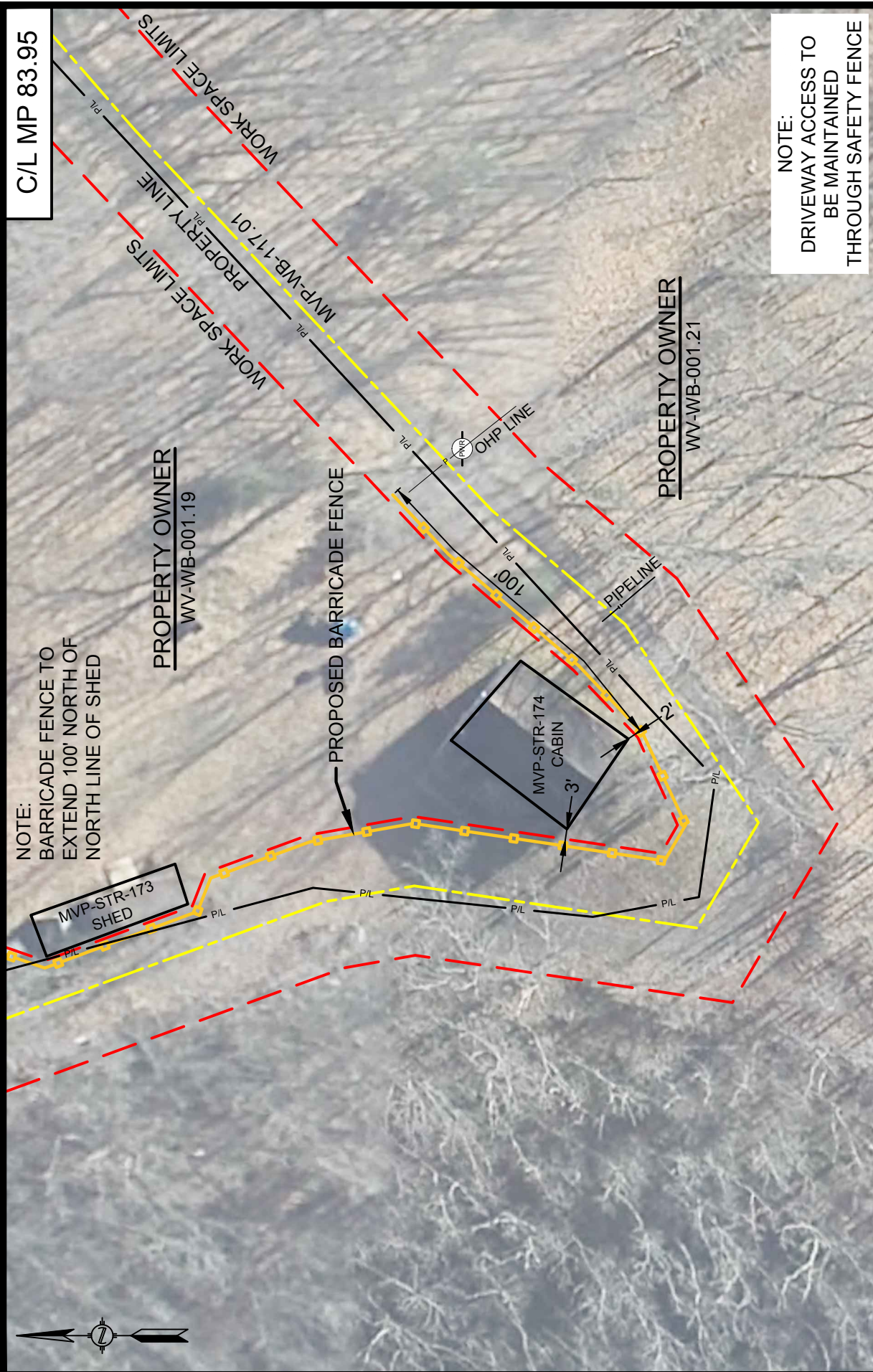
SHEET 1 OF 1

HOLLAND
ENGINEERING

220 Hoover Boulevard, Suite 2
Holland, Michigan 49423-3766
T 616-392-5938 F 616-392-2116
www.hollandengineering.com

26565 Evergreen Rd, Suite 430
Southfield, Michigan 48076
T 248-827-7322 F 248-827-7549

HEI PROJECT NO.: 14-10-052



NOTE:
DRIVEWAY ACCESS TO BE MAINTAINED THROUGH SAFETY FENCE

DRAWN BY: HEI(DRF)	10/14/16
DRAFTING CK:	
ENVIRONMENTAL CK:	
ENGINEERING CK:	
ALIGN. SHEET: PA-WBWW-H600-04	
DRAWING NO.:	RSS-H600-044
SCALE: 1" = 40'	REV. 1
DATE OF PLOT: 10/10/2016 4:11 PM	



CONSTRUCTION DETAILS - RESIDENTIAL SITE SPECIFIC

MOUNTAIN VALLEY PIPELINE PROJECT

PROPOSED H-600 PIPELINE

WEBSTER COUNTY, WEST VIRGINIA

SHEET 1 OF 1

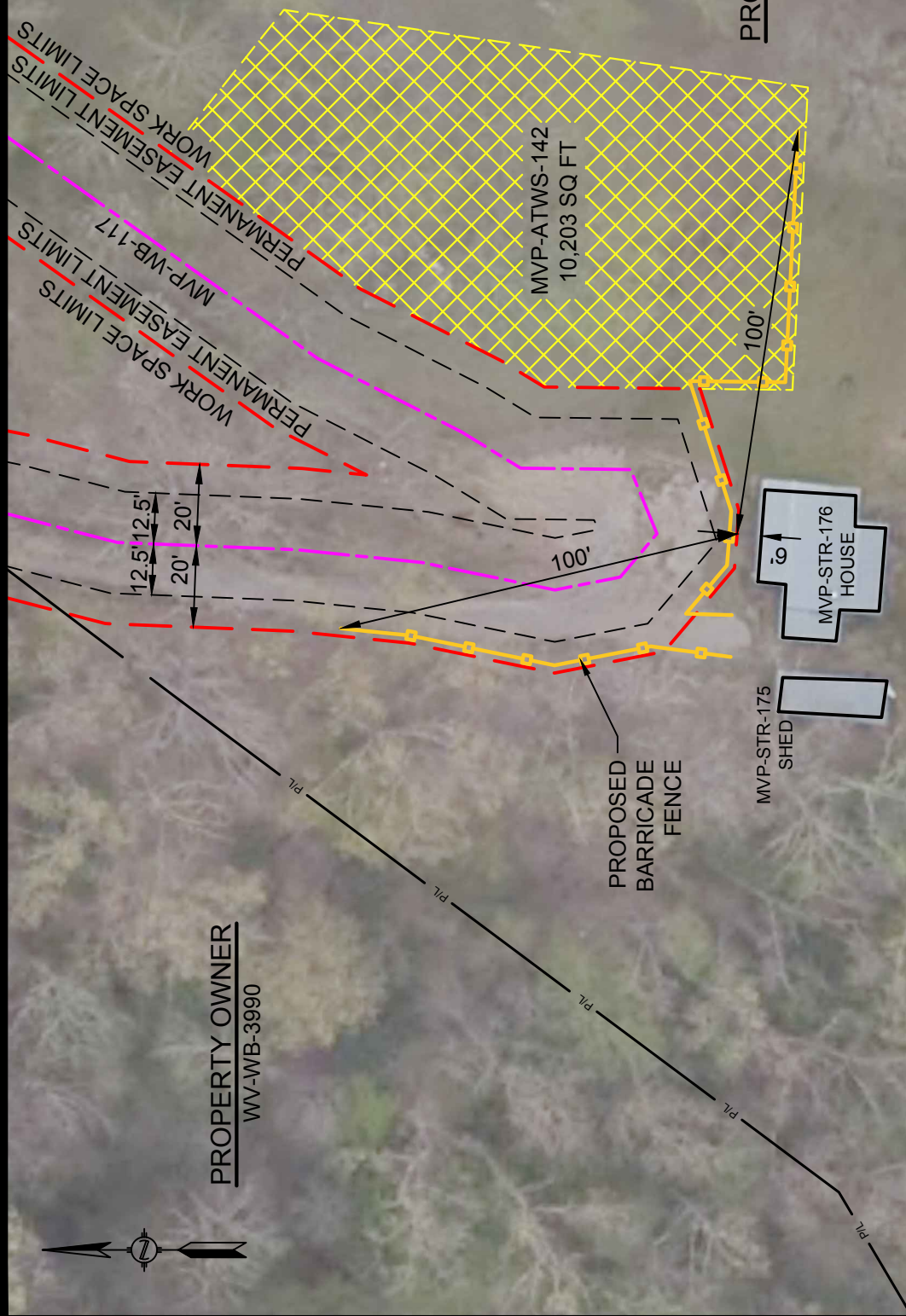
HOLLAND ENGINEERING

220 Hoover Boulevard, Suite 2
Holland, Michigan 49423-3766
T 616-392-5938 F 616-392-2116
www.hollandengineering.com

26565 Evergreen Rd, Suite 430
Southfield, Michigan 48076
T 248-827-7322 F 248-827-7549

HEI PROJECT NO.: 14-10-052

C/L MP 84.15



PROPERTY OWNER
WV-WB-3990

PROPERTY OWNER
WV-WB-001.20

NOTE:
DRIVEWAY ACCESS TO
BE MAINTAINED
THROUGH SAFETY FENCE

DRAWN BY: HEI(DRF)	10/14/16
DRAFTING CK:	
ENVIRONMENTAL CK:	
ENGINEERING CK:	
DETAIL SHEET: MVP-QDAR-H600-30	
DRAWING NO.:	
RSS-H600-043	
SCALE: 1" = 40'	REV. 1
DATE OF PLOT: 10/10/2016 1:56 PM	



CONSTRUCTION DETAILS - RESIDENTIAL SITE SPECIFIC

MOUNTAIN VALLEY PIPELINE PROJECT
PROPOSED H-600 PIPELINE
WEBSTER COUNTY, WEST VIRGINIA

SHEET 1 OF 1

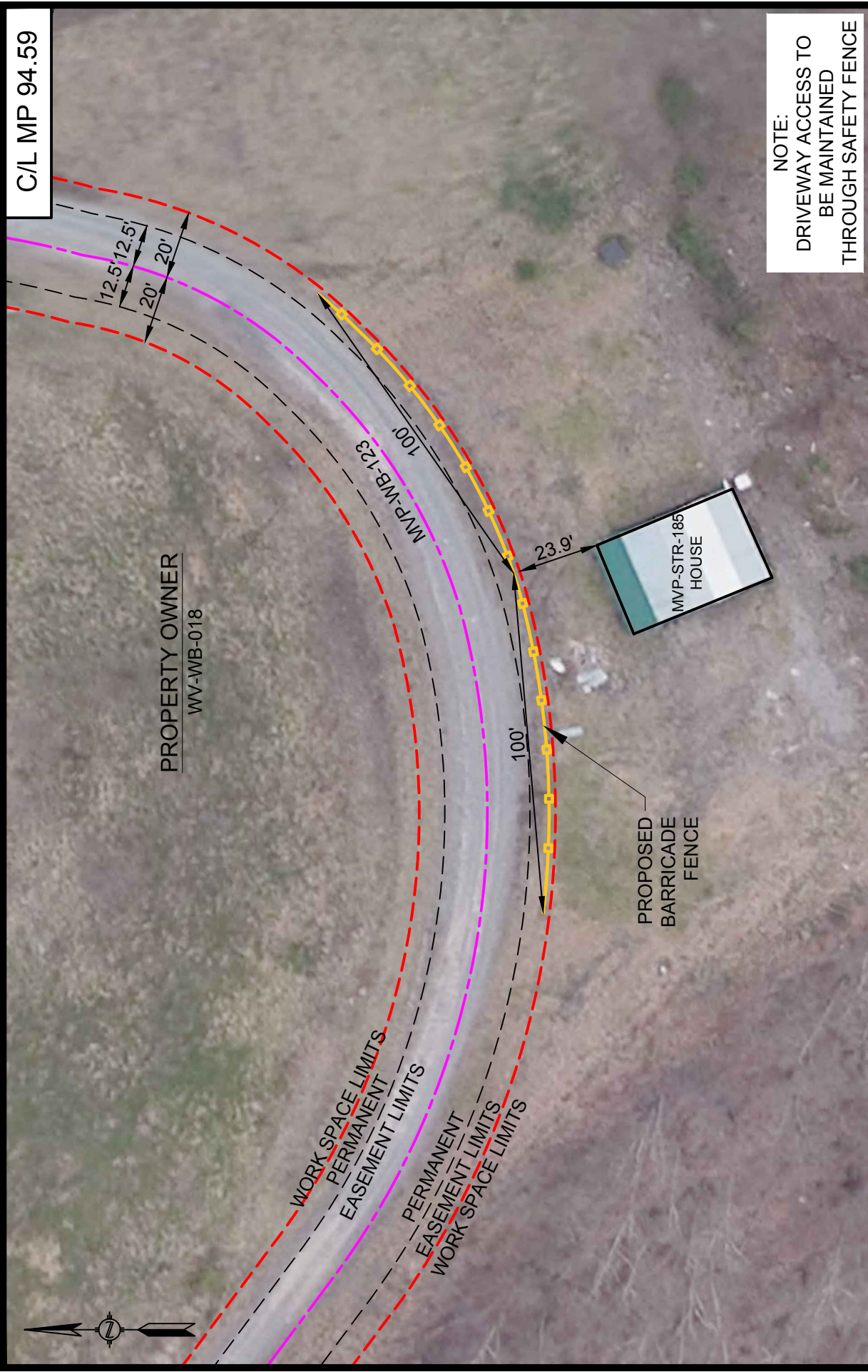


220 Hoover Boulevard, Suite 2
Holland, Michigan 49423-3766
T 616-392-5938 F 616-392-2116

26565 Evergreen Rd, Suite 430
Southfield, Michigan 48076
T 248-827-7322 F 248-827-7549

www.hollandengineering.com

HEI PROJECT NO.: 14-10-052



DRAWN BY: HEI(TRG)	10/14/16
DRAFTING CK:	
ENVIRONMENTAL CK:	
ENGINEERING CK:	
DETAIL SHEET: MVP-ADAR-H600-40	
DRAWING NO.:	RSS-H600-114
SCALE: 1" = 40'	REV. 0
DATE OF PLOT: 10/10/2016 1:56 PM	

Mountain Valley PIPELINE

CONSTRUCTION DETAILS - RESIDENTIAL SITE SPECIFIC

MOUNTAIN VALLEY PIPELINE PROJECT
PROPOSED H-600 PIPELINE
WEBSTER COUNTY, WEST VIRGINIA

SHEET 1 OF 1

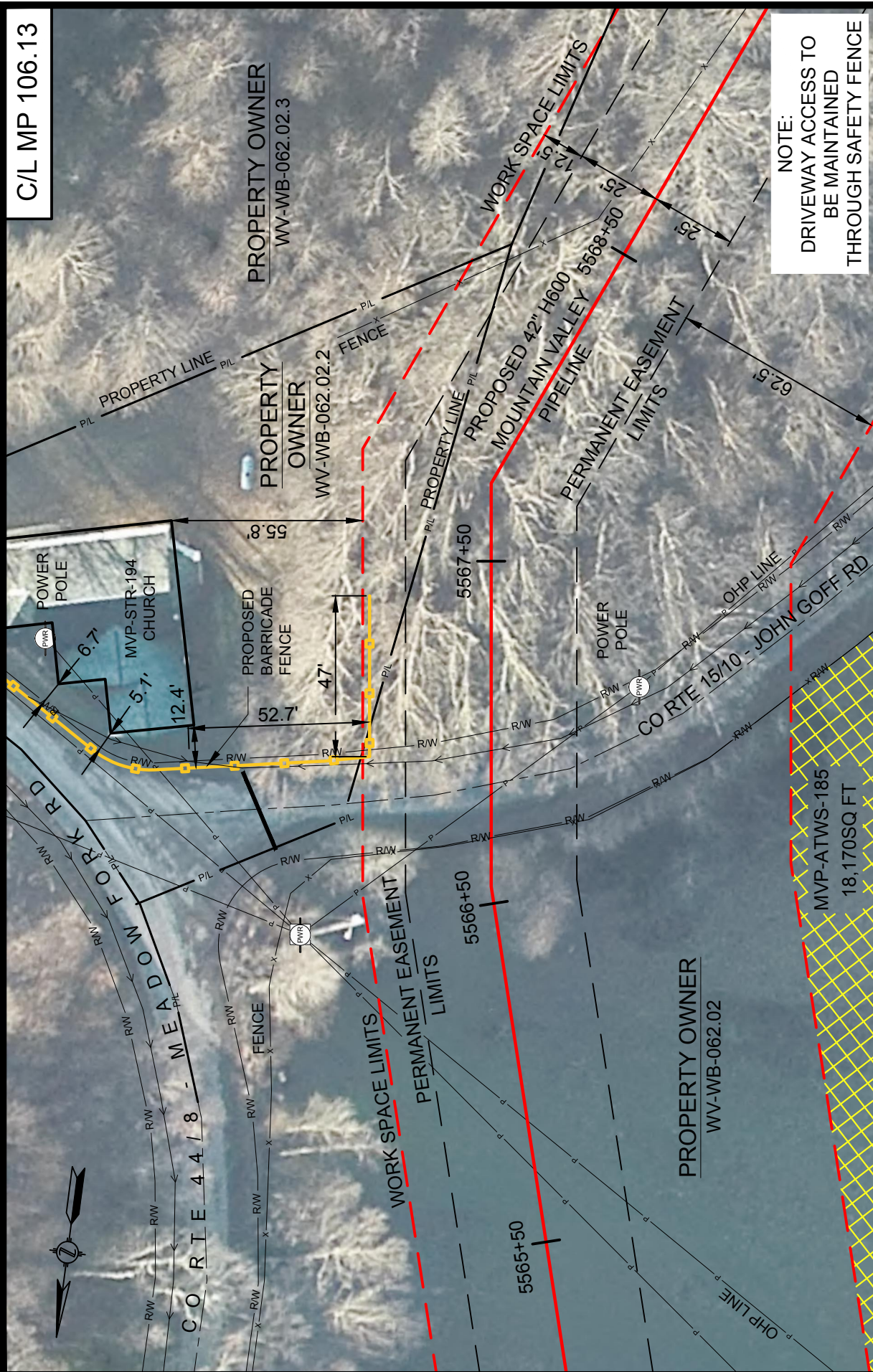
HOLLAND ENGINEERING

220 Hoover Boulevard, Suite 2
Holland, Michigan 49423-3766
T 616-392-5938 F 616-392-2116
www.hollandengineering.com

26565 Evergreen Rd, Suite 430
Southfield, Michigan 48076
T 248-827-7322 F 248-827-7549

HEI PROJECT NO.: 14-10-052

C/L MP 106.13



NOTE:
 DRIVEWAY ACCESS TO
 BE MAINTAINED
 THROUGH SAFETY FENCE

DRAWN BY: HEI(TRG)	10/14/16
DRAFTING CK:	
ENVIRONMENTAL CK:	
ENGINEERING CK:	
DETAIL SHEET: MVP-WB-31	
DRAWING NO.:	
RSS-H600-117	
SCALE: 1" = 40'	REV. 0
DATE OF PLOT: 10/10/2016 1:57 PM	



CONSTRUCTION DETAILS - RESIDENTIAL SITE SPECIFIC

MOUNTAIN VALLEY PIPELINE PROJECT
PROPOSED H-600 PIPELINE
WEBSTER COUNTY, WEST VIRGINIA

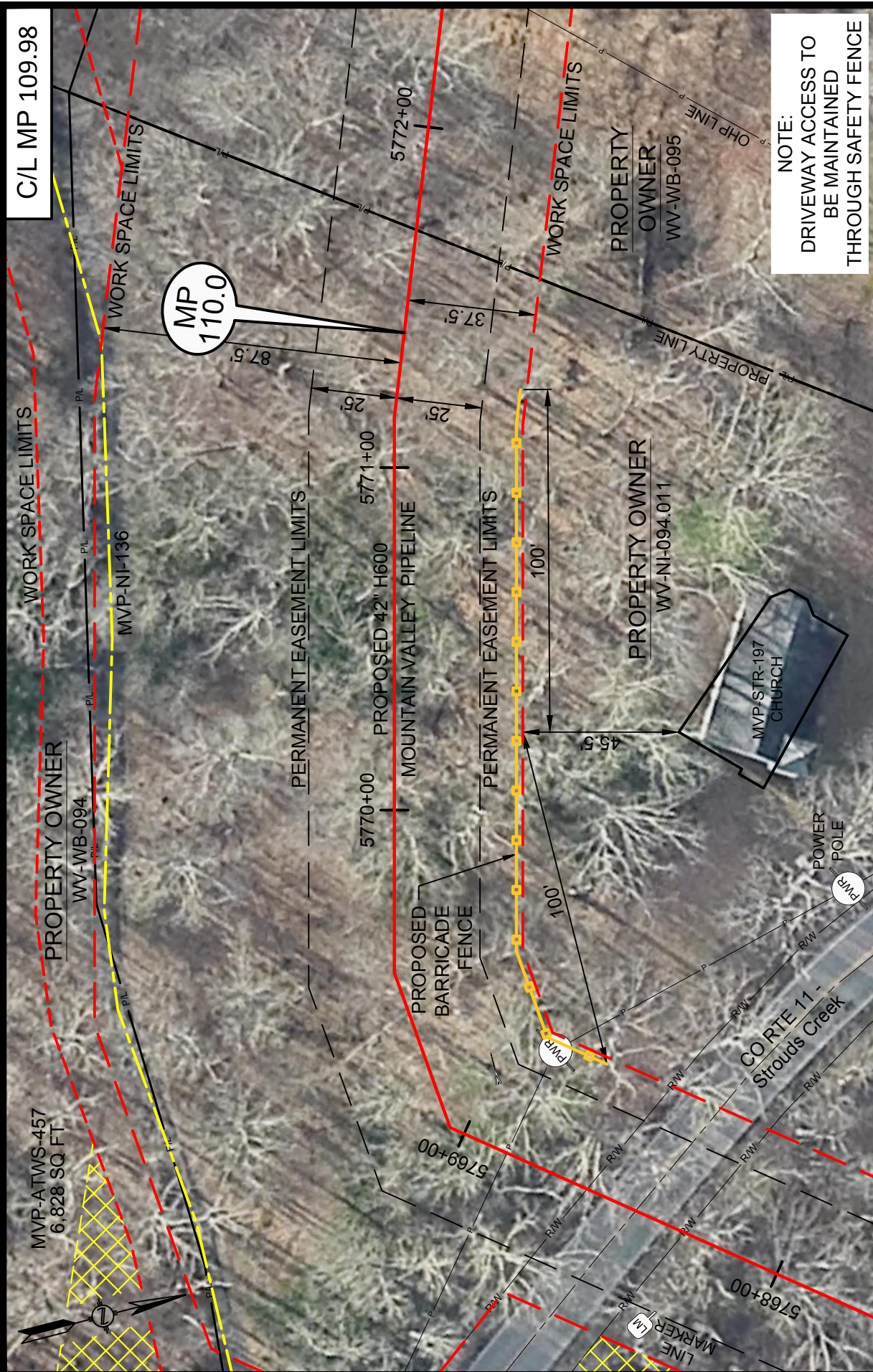
SHEET 1 OF 1

HOLLAND ENGINEERING

220 Hoover Boulevard, Suite 2
 Holland, Michigan 49423-3766
 T 616-392-5938 F 616-392-2116
 www.hollandengineering.com

26565 Evergreen Rd, Suite 430
 Southfield, Michigan 48076
 T 248-827-7322 F 248-827-7549

HEI PROJECT NO.: 14-10-052



DRAWN BY: HEI(SRD)	10/14/16
DRAFTING CK:	
ENVIRONMENTAL CK:	
ENGINEERING CK:	
ALIGN. SHEET: PA-WB-WV-H600-35	
DRAWING NO.:	RSS-H600-207
SCALE: 1" = 40'	REV. 0
DATE OF PLOT: 10/10/2016 2:02 PM	

Mountain Valley
PIPELINE

CONSTRUCTION DETAILS - RESIDENTIAL SITE SPECIFIC

MOUNTAIN VALLEY PIPELINE PROJECT
PROPOSED H-600 PIPELINE
NICHOLAS COUNTY, WEST VIRGINIA

SHEET 1 OF 1

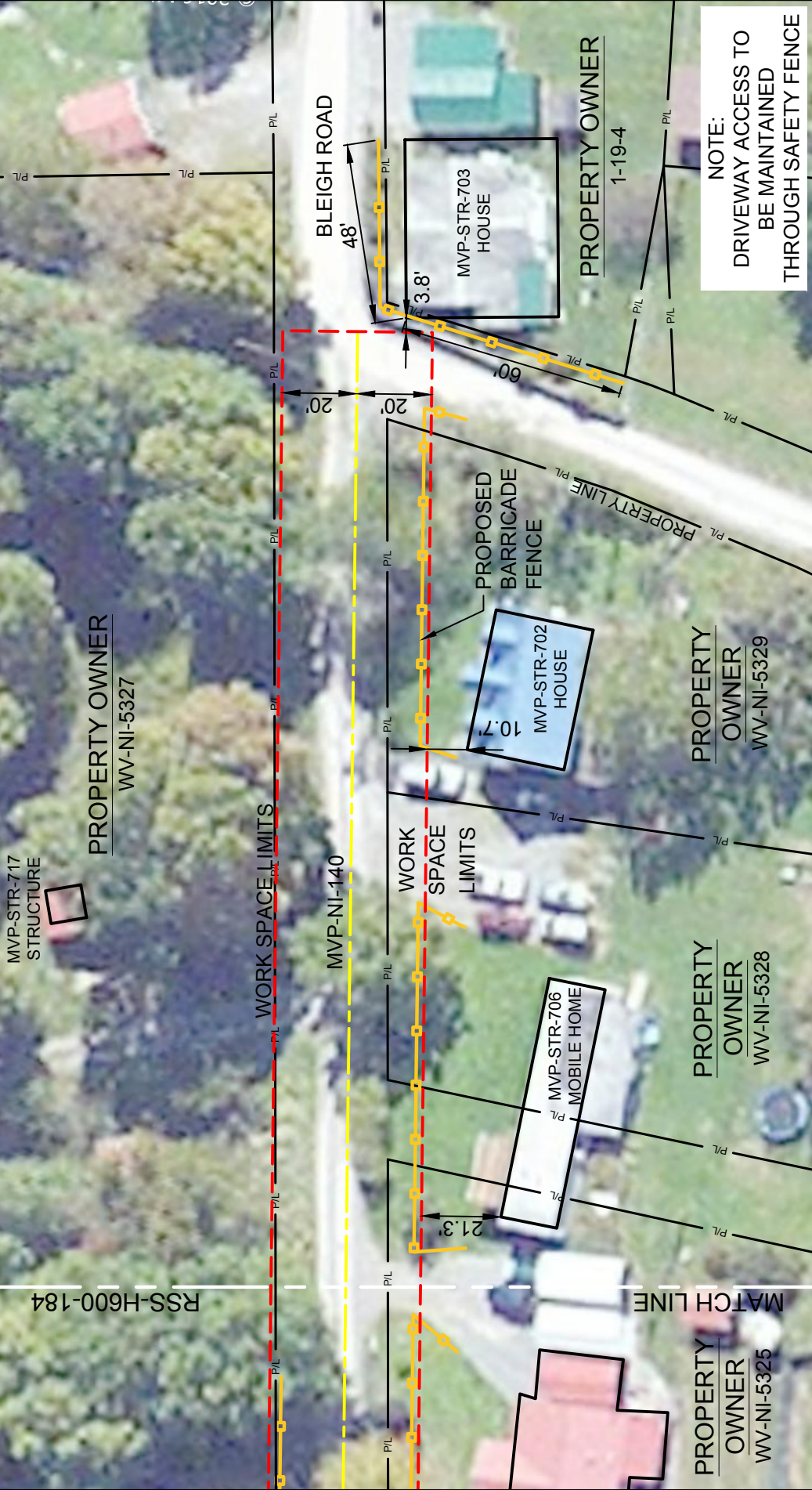
HOLLAND
ENGINEERING

220 Hoover Boulevard, Suite 2
Holland, Michigan 49423-3766
T 616-392-5938 F 616-392-2116
www.hollandengineering.com

26565 Evergreen Rd, Suite 430
Southfield, Michigan 48076
T 248-827-7322 F 248-827-7549

HEI PROJECT NO.: 14-10-052

C/L MP 112.51



NOTE:
 DRIVEWAY ACCESS TO
 BE MAINTAINED
 THROUGH SAFETY FENCE

DRAWN BY: HEI(SRD)	10/14/16
DRAFTING CK:	
ENVIRONMENTAL CK:	
ENGINEERING CK:	
DETAIL SHEET: MVP-QDAR-H600-44	
DRAWING NO.:	RSS-H600-184
SCALE: 1" = 40'	REV. 0
DATE OF PLOT: 10/10/2016 2:03 PM	



CONSTRUCTION DETAILS - RESIDENTIAL SITE SPECIFIC

MOUNTAIN VALLEY PIPELINE PROJECT

PROPOSED H-600 PIPELINE

NICHOLAS COUNTY, WEST VIRGINIA

SHEET 1 OF 1



220 Hoover Boulevard, Suite 2
 Holland, Michigan 49423-3766
 T 616-392-5938 F 616-392-2116
 www.hollandengineering.com

26565 Evergreen Rd, Suite 430
 Southfield, Michigan 48076
 T 248-827-7322 F 248-827-7549

HEI PROJECT NO.: 14-10-052

C/L MP 112.51

RSS-H600-184

PROPERTY OWNER
WV-NI-5327

PROPERTY OWNER
WV-NI-5326

MVP-STR-716
STRUCTURE

BLEIGH ROAD

MVP-NI-140

WORK SPACE LIMITS

PROPOSED
BARRICADE
FENCE

MVP-STR-700
HOUSE

PROPERTY OWNER
WV-NI-5324

MVP-STR-701
HOUSE

PROPERTY OWNER
WV-NI-5325

PROPERTY OWNER
WV-NI-5322

MATCH LINE

NOTE:
DRIVEWAY ACCESS TO
BE MAINTAINED
THROUGH SAFETY FENCE


DRAWN BY: HEI(SRD)	10/14/16
DRAFTING CK:	
ENVIRONMENTAL CK:	
ENGINEERING CK:	
DETAIL SHEET: MVP-QDAR-H600-44	
DRAWING NO.:	
RSS-H600-183	
SCALE: 1" = 40'	REV. 0
DATE OF PLOT: 10/10/2016 2:03 PM	



CONSTRUCTION DETAILS - RESIDENTIAL SITE SPECIFIC

MOUNTAIN VALLEY PIPELINE PROJECT
PROPOSED H-600 PIPELINE
NICHOLAS COUNTY, WEST VIRGINIA

SHEET 1 OF 1

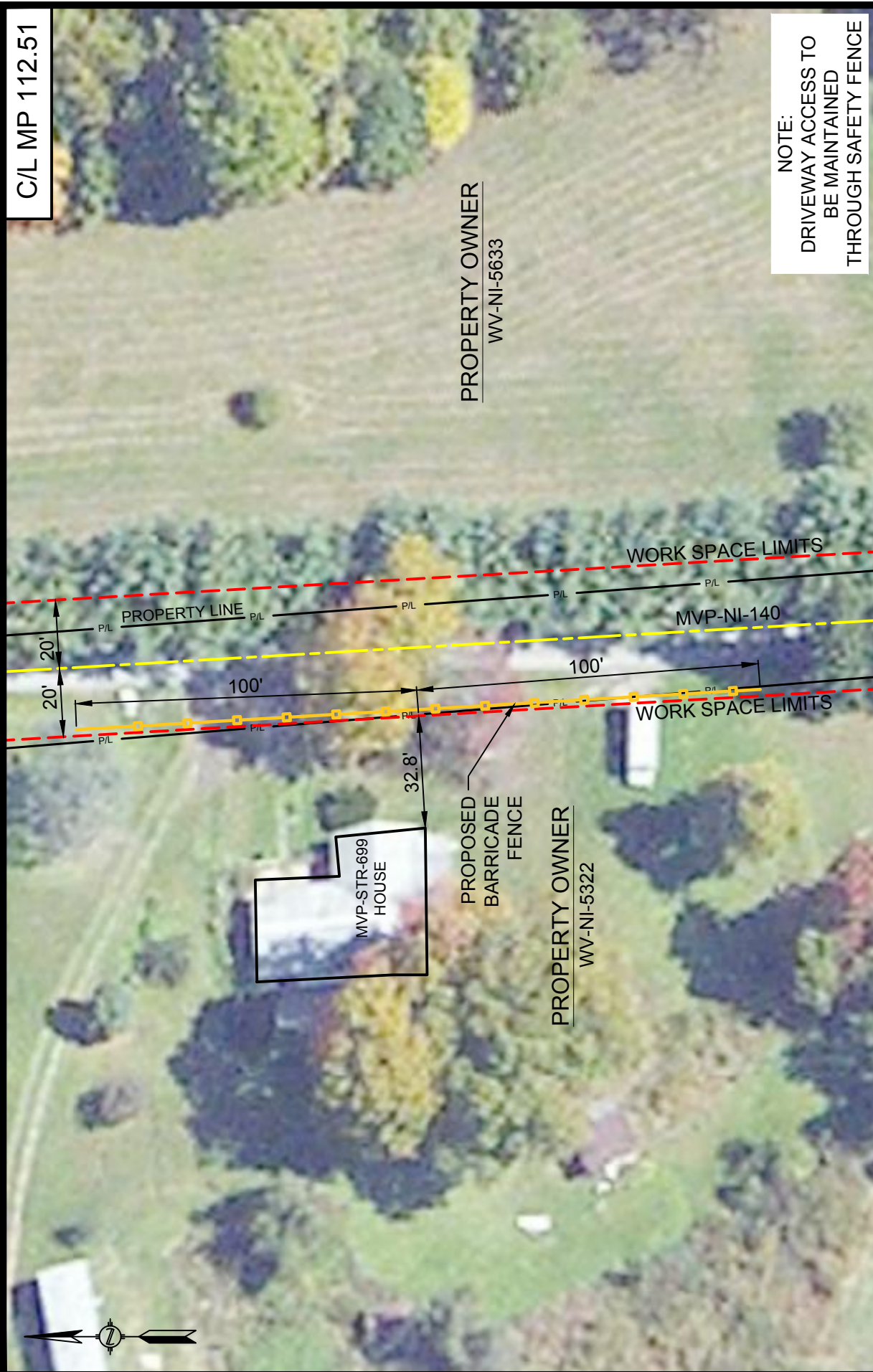


220 Hoover Boulevard, Suite 2
Holland, Michigan 49423-3766
T 616-392-5938 F 616-392-2116
www.hollandengineering.com

26565 Evergreen Rd, Suite 430
Southfield, Michigan 48076
T 248-827-7322 F 248-827-7549

HEI PROJECT NO.: 14-10-052

C/L MP 112.51



NOTE:
 DRIVEWAY ACCESS TO
 BE MAINTAINED
 THROUGH SAFETY FENCE

DRAWN BY: HEI(SRD)	10/14/16
DRAFTING CK:	
ENVIRONMENTAL CK:	
ENGINEERING CK:	
DETAIL SHEET: MVP-QDAR-H600-44	
DRAWING NO.:	RSS-H600-182
SCALE: 1" = 40'	REV. 0
DATE OF PLOT: 10/10/2016 2:04 PM	



CONSTRUCTION DETAILS - RESIDENTIAL SITE SPECIFIC

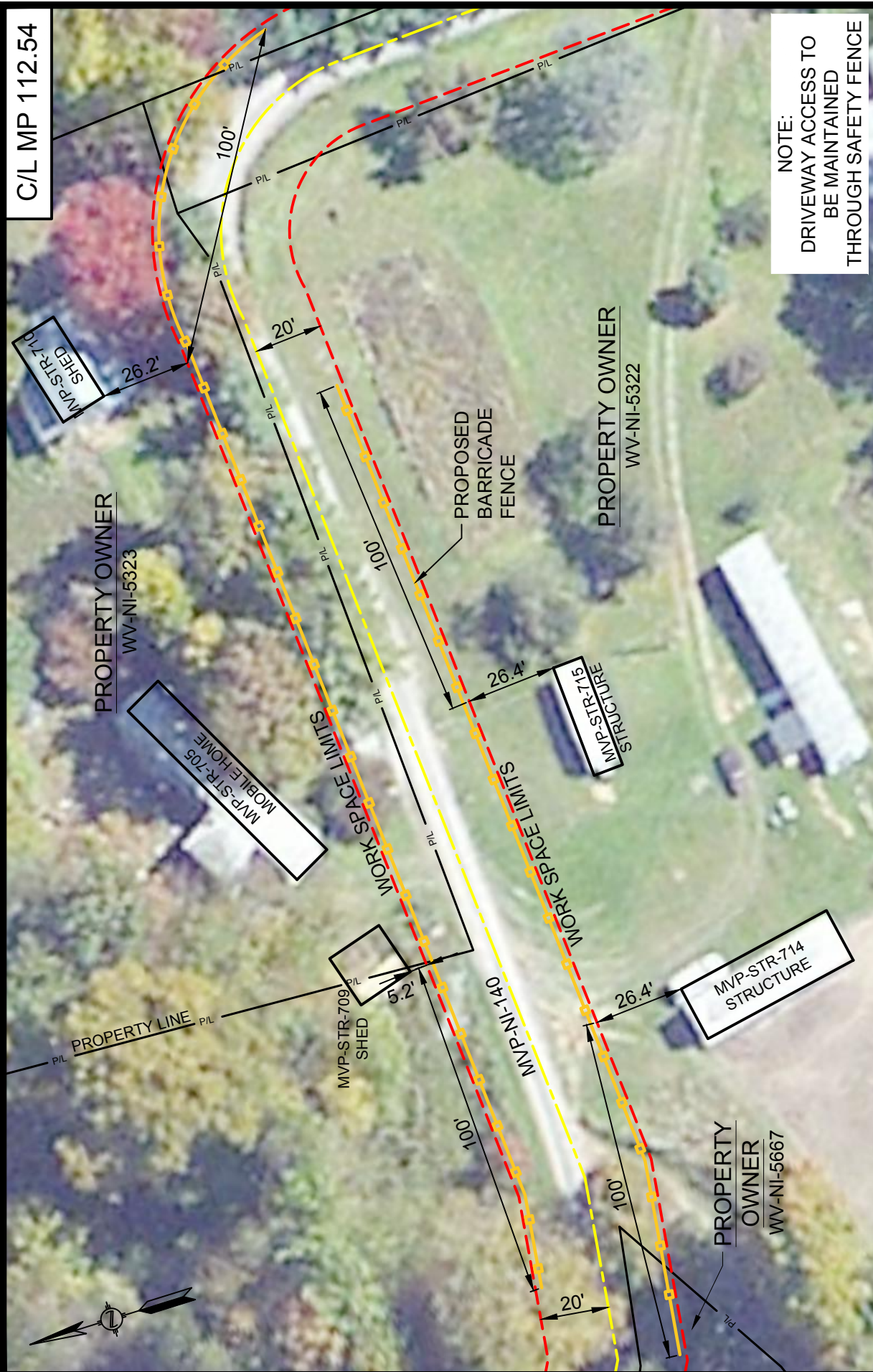
MOUNTAIN VALLEY PIPELINE PROJECT
 PROPOSED H-600 PIPELINE
 NICHOLAS COUNTY, WEST VIRGINIA

SHEET 1 OF 1



220 Hoover Boulevard, Suite 2
 Holland, Michigan 49423-3766
 T 616-392-5938 F 616-392-2116
 www.hollandengineering.com

HEI PROJECT NO.: 14-10-052



NOTE:
 DRIVEWAY ACCESS TO
 BE MAINTAINED
 THROUGH SAFETY FENCE

DRAWN BY: HEI(SRD)	10/14/16
DRAFTING CK:	
ENVIRONMENTAL CK:	
ENGINEERING CK:	
DETAIL SHEET: MVP-QDAR-H600-44	
DRAWING NO.:	RSS-H600-181
SCALE: 1" = 40'	REV. 0
DATE OF PLOT: 10/10/2016 2:04 PM	

Mountain Valley
 PIPELINE

CONSTRUCTION DETAILS - RESIDENTIAL SITE SPECIFIC

MOUNTAIN VALLEY PIPELINE PROJECT
PROPOSED H-600 PIPELINE
NICHOLAS COUNTY, WEST VIRGINIA

SHEET 1 OF 1

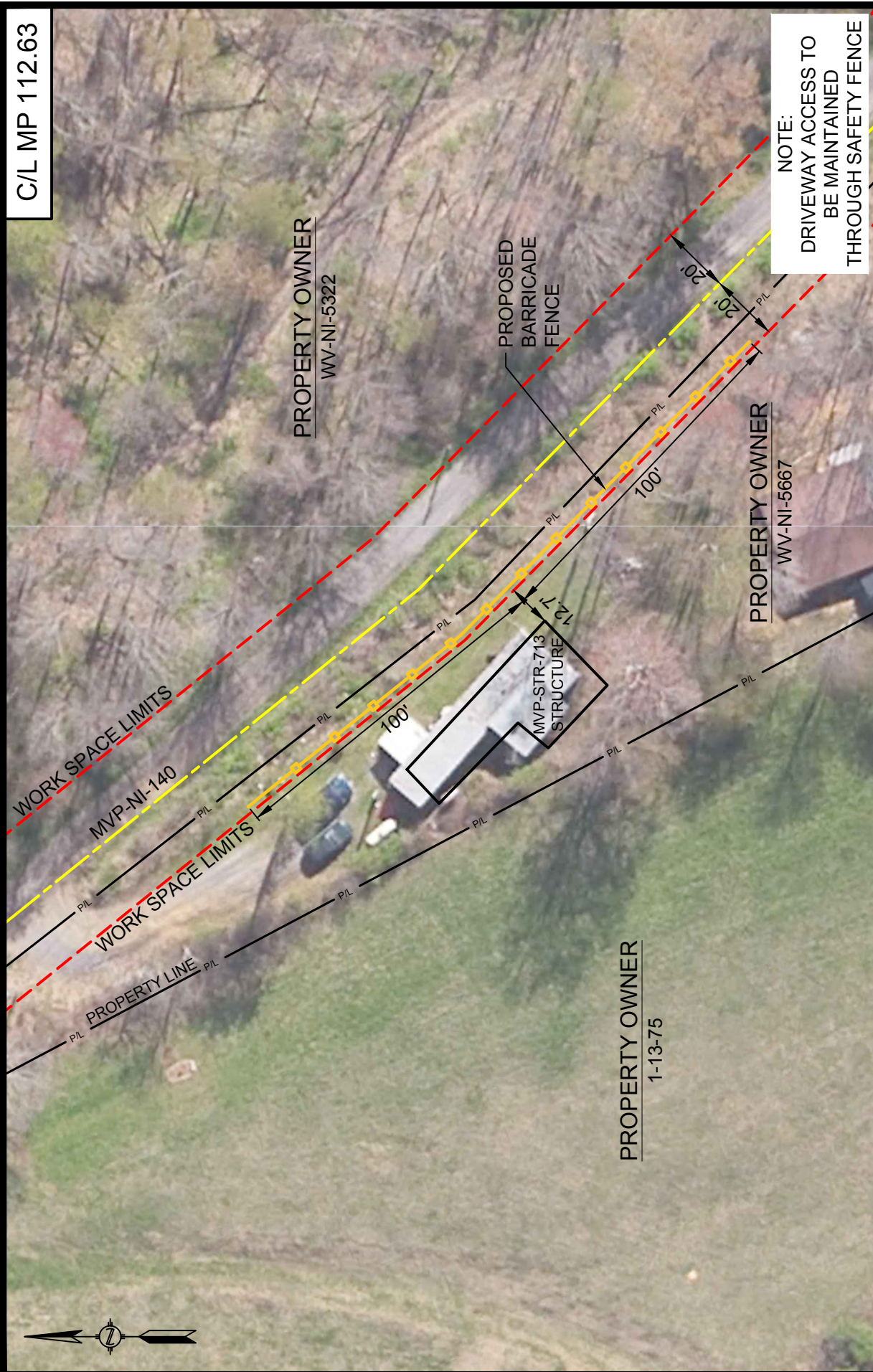
HOLLAND
 ENGINEERING

220 Hoover Boulevard, Suite 2
 Holland, Michigan 49423-3766
 T 616-392-5938 F 616-392-2116
 www.hollandengineering.com

26565 Evergreen Rd, Suite 430
 Southfield, Michigan 48076
 T 248-827-7322 F 248-827-7549

HEI PROJECT NO.: 14-10-052

C/L MP 112.63



NOTE:
 DRIVEWAY ACCESS TO
 BE MAINTAINED
 THROUGH SAFETY FENCE

DRAWN BY: HEI(SRD)	10/14/16
DRAFTING CK:	
ENVIRONMENTAL CK:	
ENGINEERING CK:	
DETAIL SHEET: MVP-QDAR-H600-44	
DRAWING NO.:	RSS-H600-180
SCALE: 1" = 40'	REV. 0
DATE OF PLOT: 10/10/2016 2:04 PM	



CONSTRUCTION DETAILS - RESIDENTIAL SITE SPECIFIC
 MOUNTAIN VALLEY PIPELINE PROJECT
 PROPOSED H-600 PIPELINE
 NICHOLAS COUNTY, WEST VIRGINIA

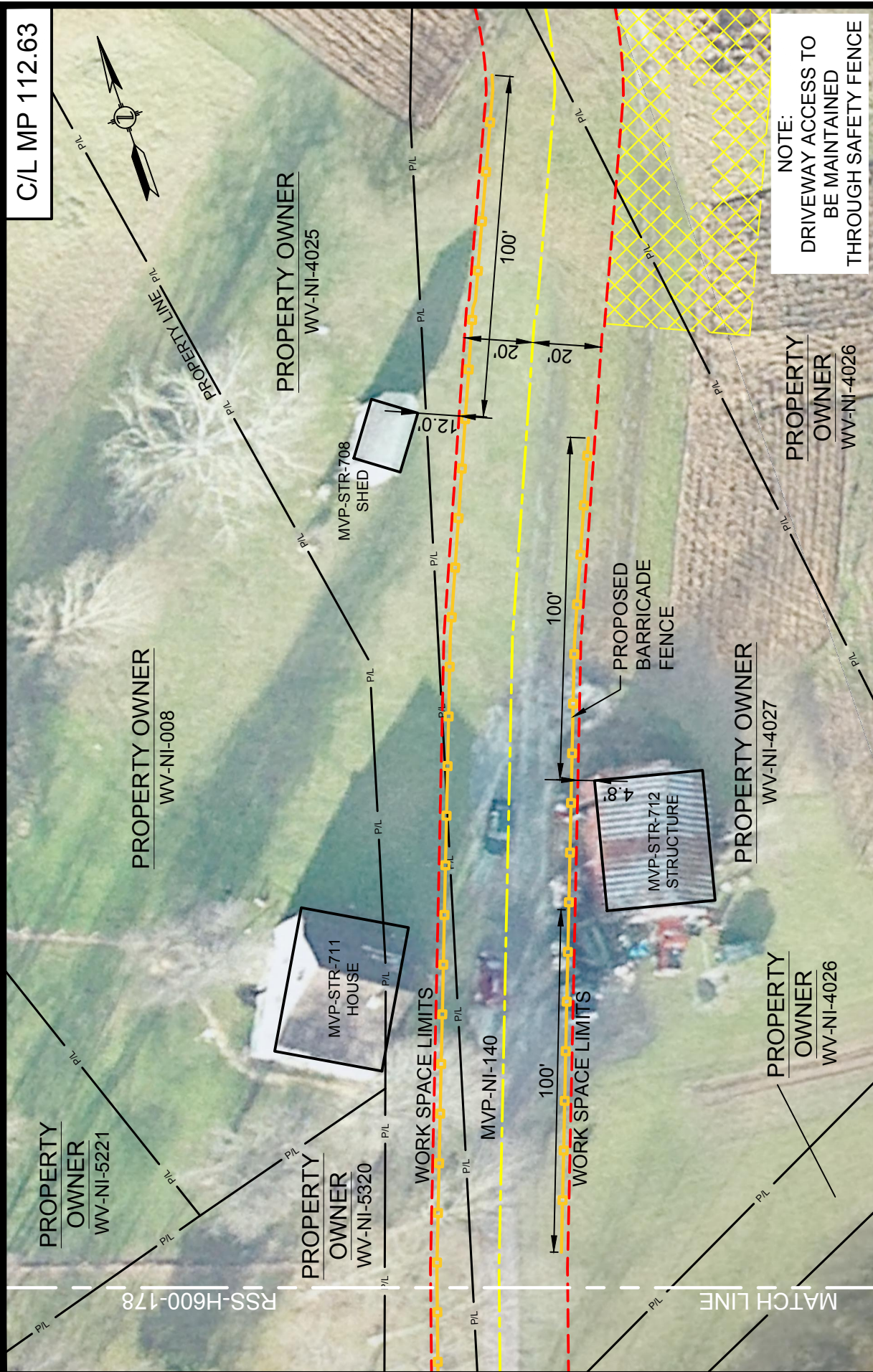
SHEET 1 OF 1



220 Hoover Boulevard, Suite 2
 Holland, Michigan 49423-3766
 T 616-392-5938 F 616-392-2116

26565 Evergreen Rd, Suite 430
 Southfield, Michigan 48076
 T 248-827-7322 F 248-827-7549
 www.hollandengineering.com
 HEI PROJECT NO.: 14-10-052

C/L MP 112.63



NOTE:
 DRIVEWAY ACCESS TO
 BE MAINTAINED
 THROUGH SAFETY FENCE

DRAWN BY: HEI(SRD)	10/14/16
DRAFTING CK:	
ENVIRONMENTAL CK:	
ENGINEERING CK:	
DETAIL SHEET: MVP-QDAR-H600-44	
DRAWING NO.:	RSS-H600-179
SCALE: 1" = 40'	REV. 0
DATE OF PLOT: 10/10/2016 2:04 PM	



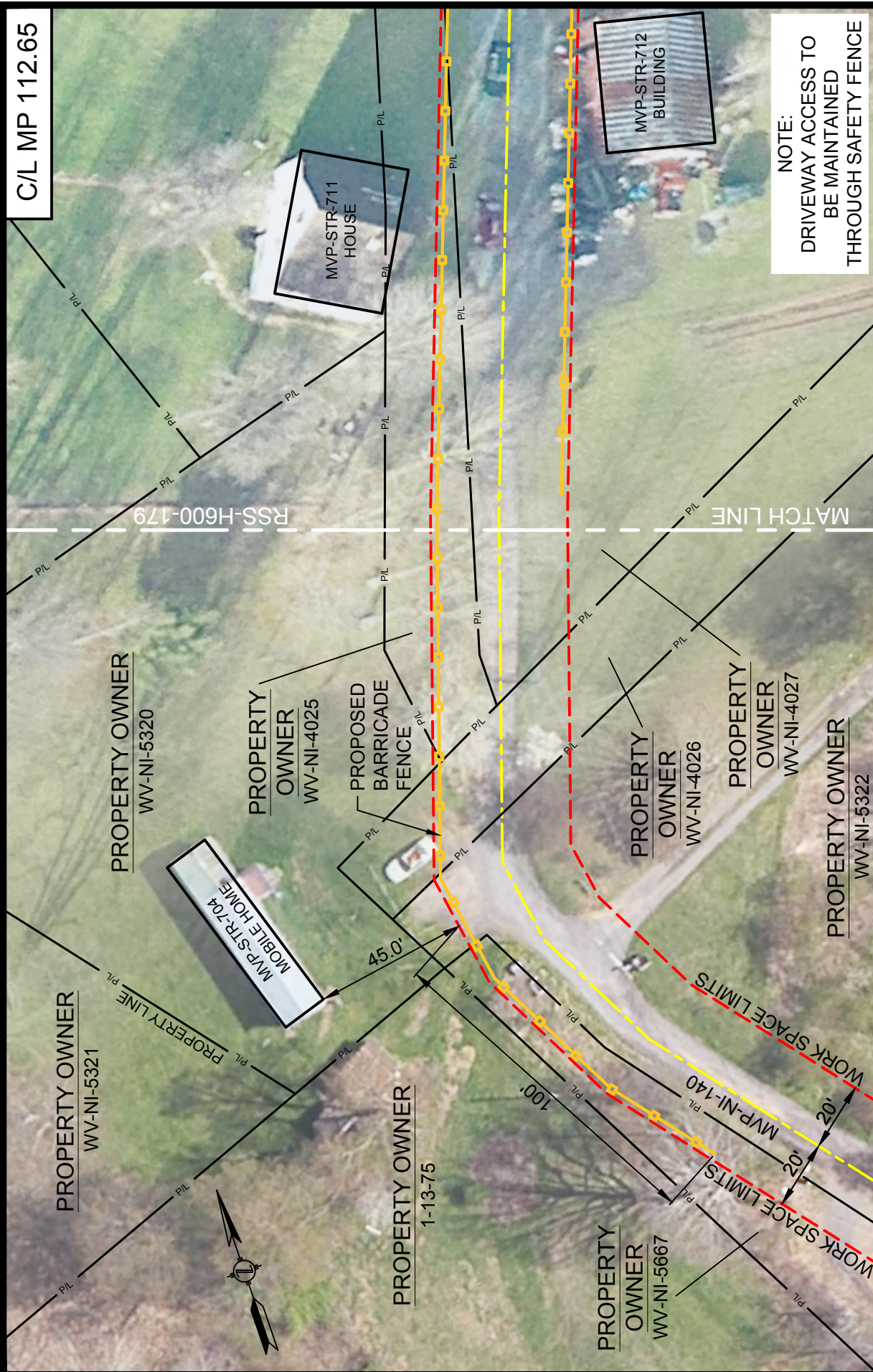
CONSTRUCTION DETAILS - RESIDENTIAL SITE SPECIFIC
 MOUNTAIN VALLEY PIPELINE PROJECT
 PROPOSED H-600 PIPELINE
 NICHOLAS COUNTY, WEST VIRGINIA

SHEET 1 OF 1



220 Hoover Boulevard, Suite 2
 Holland, Michigan 49423-3766
 T 616-392-5938 F 616-392-2116
 www.hollandengineering.com

26565 Evergreen Rd, Suite 430
 Southfield, Michigan 48076
 T 248-827-7322 F 248-827-7549



NOTE:
 DRIVEWAY ACCESS TO
 BE MAINTAINED
 THROUGH SAFETY FENCE

DRAWN BY: HEI(SRD)	10/14/16
DRAFTING CK:	
ENVIRONMENTAL CK:	
ENGINEERING CK:	
DETAIL SHEET: MVP-QDAR-H600-44	
DRAWING NO.:	RSS-H600-178
SCALE: 1" = 40'	REV. 0
DATE OF PLOT: 10/10/2016 2:05 PM	

Mountain Valley
 PIPELINE

CONSTRUCTION DETAILS - RESIDENTIAL SITE SPECIFIC

MOUNTAIN VALLEY PIPELINE PROJECT
 PROPOSED H-600 PIPELINE
 NICHOLAS COUNTY, WEST VIRGINIA

SHEET 1 OF 1

HOLLAND
 ENGINEERING

220 Hoover Boulevard, Suite 2
 Holland, Michigan 49423-3766
 T 616-392-5938 F 616-392-2116
 www.hollandengineering.com

26565 Evergreen Rd, Suite 430
 Southfield, Michigan 48076
 T 248-827-7322 F 248-827-7549

HEI PROJECT NO.: 14-10-052



C/L MP 113.81

NOTE:
 DRIVEWAY ACCESS TO
 BE MAINTAINED
 THROUGH SAFETY FENCE

DRAWN BY: HEI(DRF)	10/14/16
DRAFTING CK:	
ENVIRONMENTAL CK:	
ENGINEERING CK:	
ALIGN. SHEET: PA-NI-WV-H600-04	
DRAWING NO.:	
RSS-H600-008	
SCALE: 1" = 40'	REV. 1
DATE OF PLOT: 10/10/2016 2:06 PM	



CONSTRUCTION DETAILS - RESIDENTIAL SITE SPECIFIC

MOUNTAIN VALLEY PIPELINE PROJECT
 PROPOSED H-600 PIPELINE
 NICHOLAS COUNTY, WEST VIRGINIA

SHEET 1 OF 1



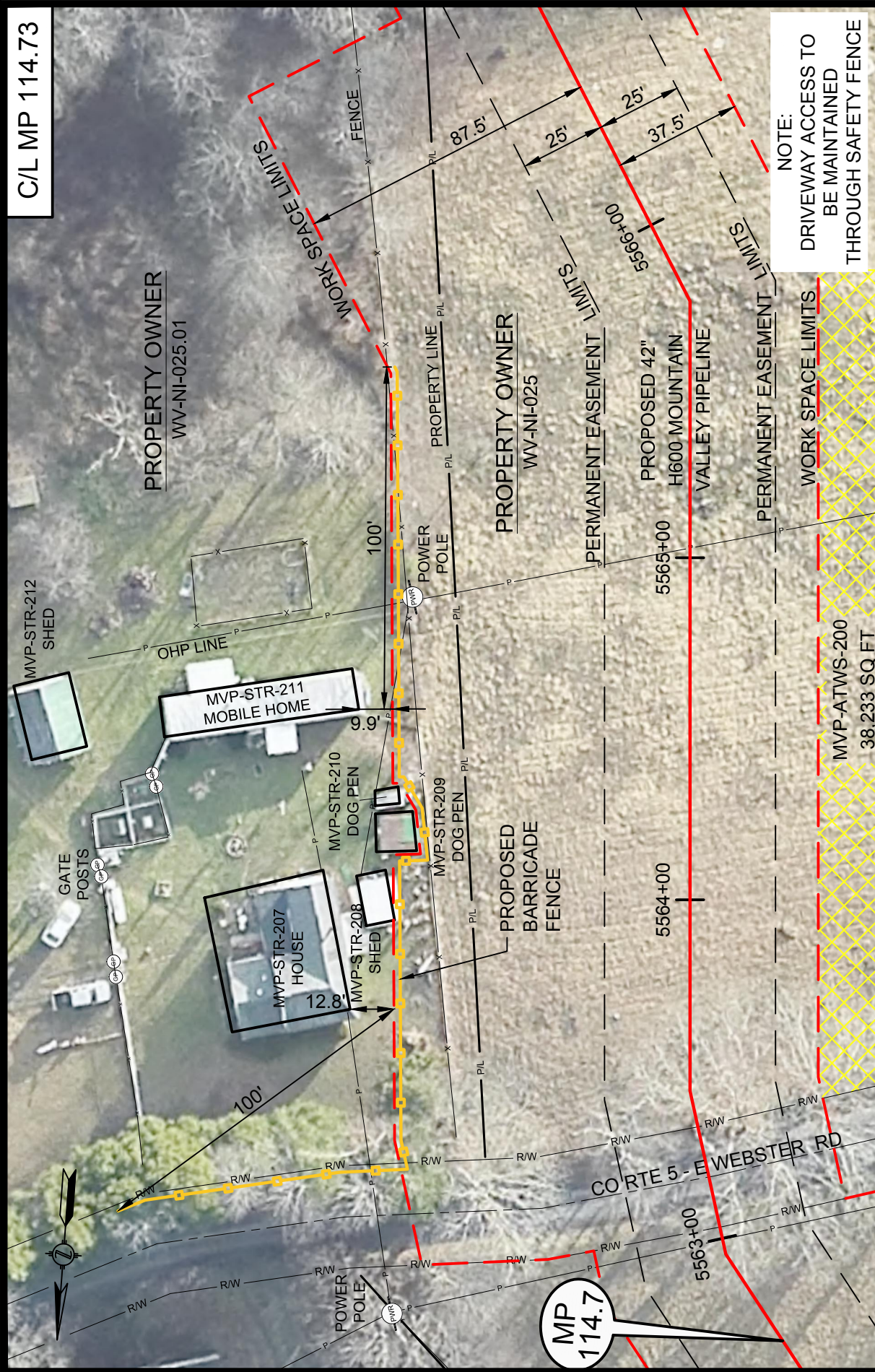
220 Hoover Boulevard, Suite 2
 Holland, Michigan 49423-3766
 T 616-392-5938 F 616-392-2116

26555 Evergreen Rd, Suite 430
 Southfield, Michigan 48076
 T 248-827-7322 F 248-827-7549

www.hollandengineering.com

HEI PROJECT NO.: 14-10-052

C/L MP 114.73



NOTE:
 DRIVEWAY ACCESS TO
 BE MAINTAINED
 THROUGH SAFETY FENCE

DRAWN BY: HEI(TRG)	10/14/16
DRAFTING CK:	
ENVIRONMENTAL CK:	
ENGINEERING CK:	
DETAIL SHEET: MVP-NI-WV-05	
DRAWING NO.:	
RSS-H600-118	
SCALE: 1" = 40'	REV. 0
DATE OF PLOT: 10/10/2016 2:07 PM	



CONSTRUCTION DETAILS - RESIDENTIAL SITE SPECIFIC

MOUNTAIN VALLEY PIPELINE PROJECT

PROPOSED H-600 PIPELINE

NICHOLAS COUNTY, WEST VIRGINIA

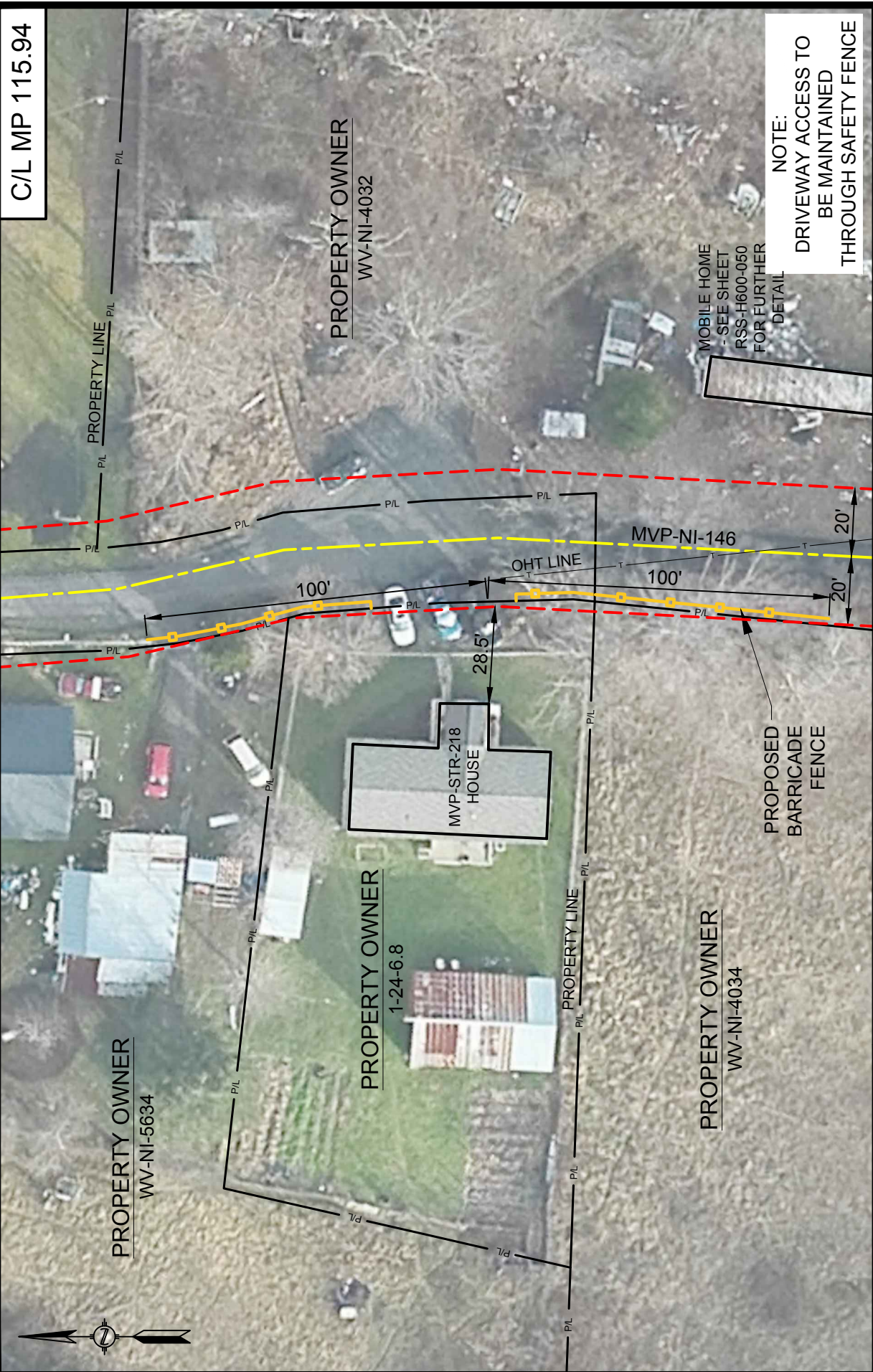


220 Hoover Boulevard, Suite 2
 Holland, Michigan 49423-3766
 T 616-392-6938 F 616-392-2116
 www.hollandengineering.com

26555 Evergreen Rd., Suite 430
 Southfield, Michigan 48076
 T 248-927-7322 F 248-927-7549

HEI PROJECT NO.: 14-10-052

SHEET 1 OF 1



C/L MP 115.94

PROPERTY OWNER
WV-NI-4032

NOTE:
DRIVEWAY ACCESS TO
BE MAINTAINED
THROUGH SAFETY FENCE

MOBILE HOME
- SEE SHEET
RSS-H600-050
FOR FURTHER
DETAIL

PROPERTY OWNER
WV-NI-5634

PROPERTY OWNER
1-24-6.8

PROPERTY OWNER
WV-NI-4034

DRAWN BY: HEI(TRG)	10/14/16
DRAFTING CK:	
ENVIRONMENTAL CK:	
ENGINEERING CK:	
DETAIL SHEET: MVP-ADAR-H600-46	
DRAWING NO.:	RSS-H600-119
SCALE: 1" = 40'	REV. 0
DATE OF PLOT: 10/10/2016 2:07 PM	

Mountain Valley
PIPELINE

CONSTRUCTION DETAILS - RESIDENTIAL SITE SPECIFIC

MOUNTAIN VALLEY PIPELINE PROJECT
PROPOSED H-600 PIPELINE
NICHOLAS COUNTY, WEST VIRGINIA

SHEET 1 OF 1

HOLLAND
ENGINEERING

220 Hoover Boulevard, Suite 2
Holland, Michigan 49423-3766
T 616-392-5938 F 616-392-2116
www.hollandengineering.com

26565 Evergreen Rd, Suite 430
Southfield, Michigan 48076
T 248-827-7322 F 248-827-7549

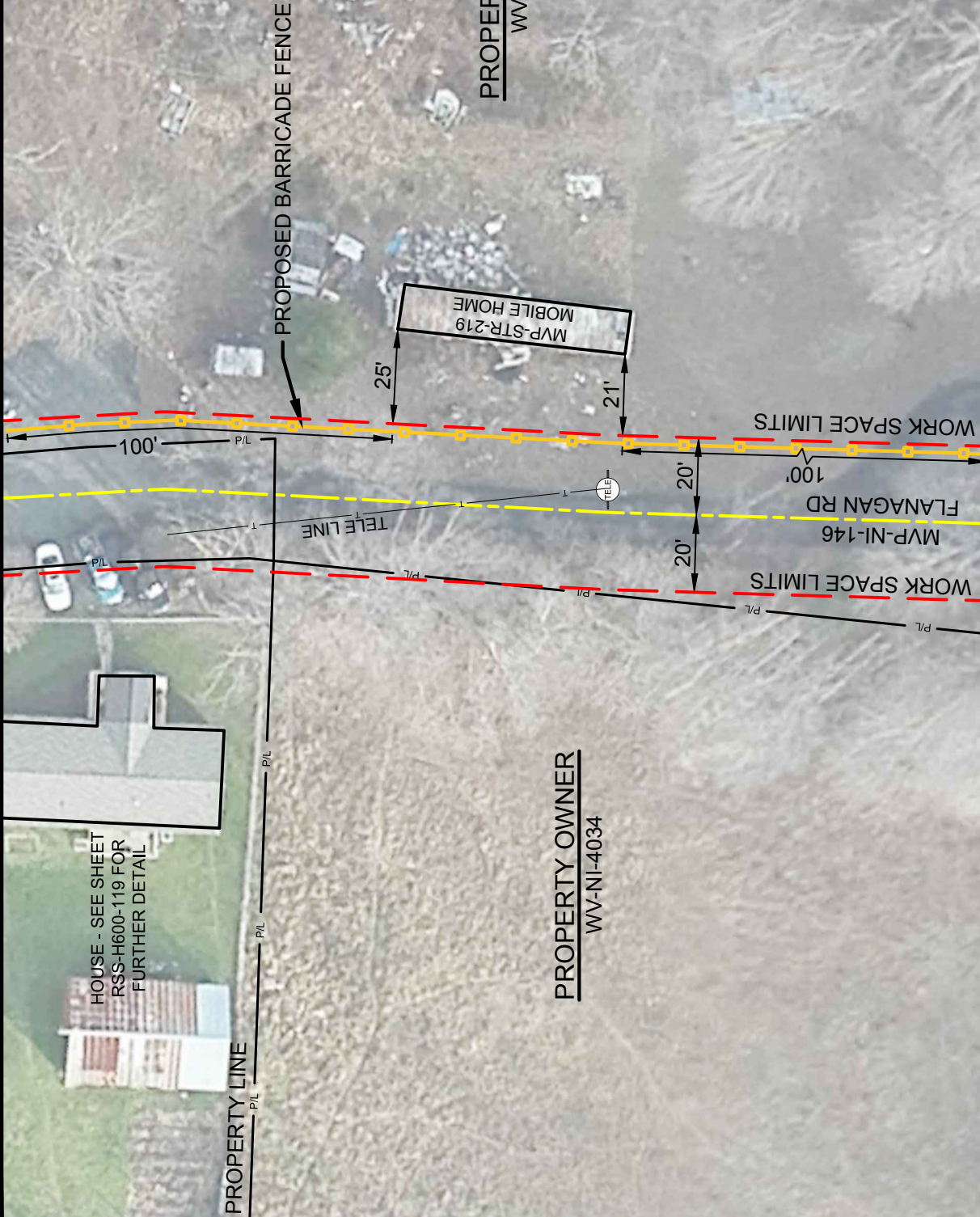
HEI PROJECT NO.: 14-10-052

C/L MP 115.96



PROPERTY OWNER
WV-NI-4032

PROPERTY OWNER
WV-NI-4034



NOTE:
DRIVEWAY ACCESS TO
BE MAINTAINED
THROUGH SAFETY FENCE

DRAWN BY: HEI(DRF)	10/14/16
DRAFTING CK:	
ENVIRONMENTAL CK:	
ENGINEERING CK:	
DETAIL SHEET: MVP-QDAR-H600-46	
DRAWING NO.:	
RSS-H600-050	
SCALE: 1" = 40'	REV. 1
DATE OF PLOT: 10/10/2016 2:08 PM	



CONSTRUCTION DETAILS - RESIDENTIAL SITE SPECIFIC
MOUNTAIN VALLEY PIPELINE PROJECT
PROPOSED H-600 PIPELINE
NICHOLAS COUNTY, WEST VIRGINIA

SHEET 1 OF 1

HOLLAND
ENGINEERING

220 Hoover Boulevard, Suite 2
Holland, Michigan 49423-3766
T 616-392-5938 F 616-392-2116

www.hollandengineering.com

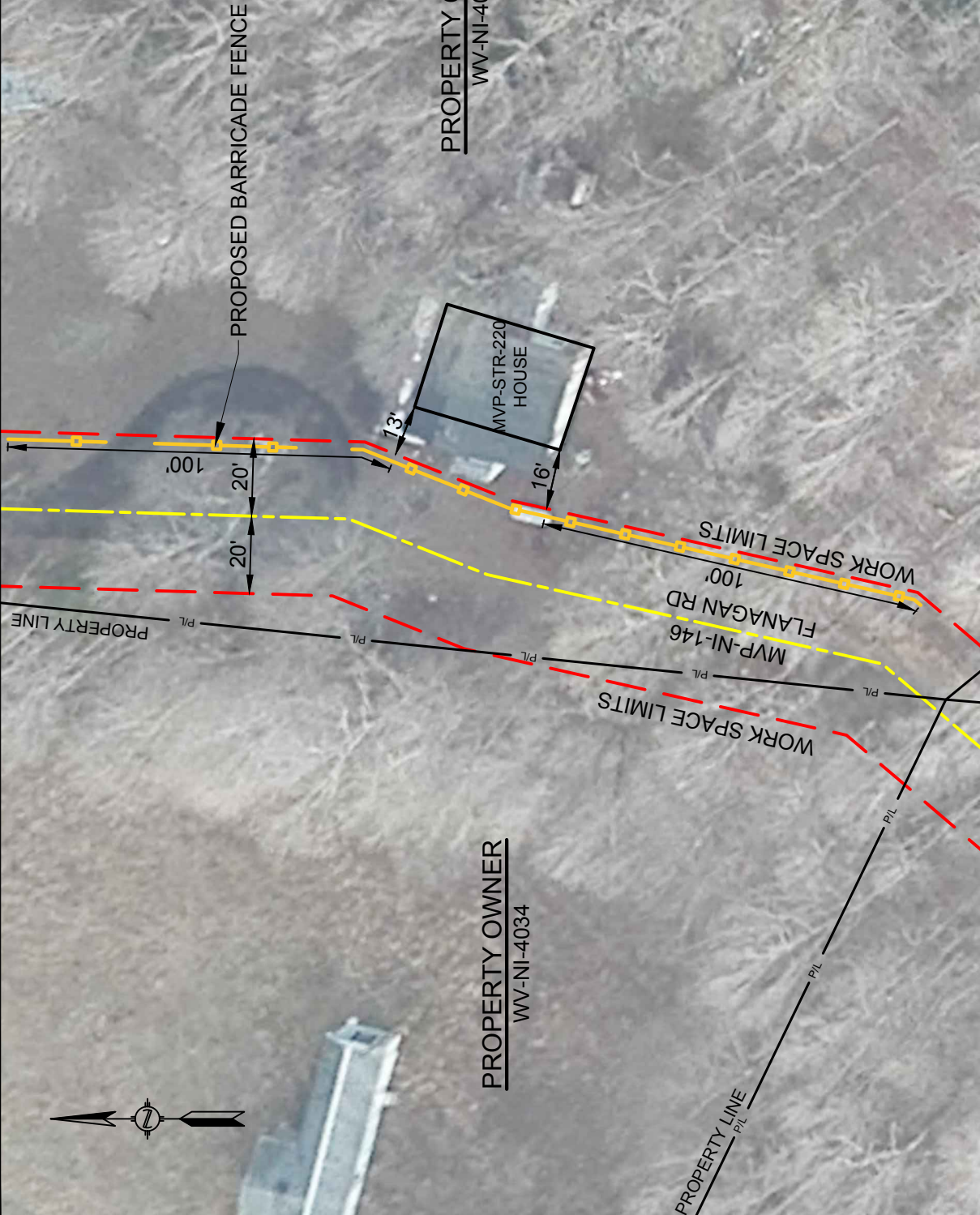
HEI PROJECT NO.: 14-10-052

26565 Evergreen Rd, Suite 430
Southfield, Michigan 48076
T 248-827-7322 F 248-827-7549

C/L MP 116.00

PROPERTY OWNER
WV-NI-4032

PROPERTY OWNER
WV-NI-4034



NOTE:
DRIVEWAY ACCESS TO
BE MAINTAINED
THROUGH SAFETY FENCE

DRAWN BY: HEI(DRF)	10/14/16
DRAFTING CK:	
ENVIRONMENTAL CK:	
ENGINEERING CK:	
DETAIL SHEET: MVP-QDAR-H600-46	
DRAWING NO.:	RSS-H600-051
SCALE: 1" = 40'	REV. 1
DATE OF PLOT: 10/10/2016 2:09 PM	



CONSTRUCTION DETAILS - RESIDENTIAL SITE SPECIFIC

MOUNTAIN VALLEY PIPELINE PROJECT
PROPOSED H-600 PIPELINE
NICHOLAS COUNTY, WEST VIRGINIA

SHEET 1 OF 1

HOLLAND
ENGINEERING

220 Hoover Boulevard, Suite 2
Holland, Michigan 49423-3766
T 616-392-5938 F 616-392-2116

26565 Evergreen Rd, Suite 430
Southfield, Michigan 48076
T 248-827-7322 F 248-827-7549
www.hollandengineering.com

HEI PROJECT NO.: 14-10-052

C/L MP 116.92

PROPERTY OWNER
WV-NI-4037

PROPOSED
BARRICADE
FENCE

WORK SPACE LIMITS
100'

COX RD

PROPERTY OWNER
WV-NI-036.11

MVP-STR-226
HOUSE

MVP-STR-223
SHED

MVP-STR-221
MOBILE HOME

MVP-STR-224
SHED

MVP-NI-147

PROPERTY OWNER
WV-NI-4036

WORK SPACE LIMITS

20'

27'

2'

20'

RSS-H600-052

MATCH LINE

NOTE:
DRIVEWAY ACCESS TO
BE MAINTAINED
THROUGH SAFETY FENCE

DRAWN BY: HEI(DRF)	10/14/16
DRAFTING CK:	
ENVIRONMENTAL CK:	
ENGINEERING CK:	
DETAIL SHEET: MVP-QDAR-H600-46	
DRAWING NO.:	
RSS-H600-053	
SCALE: 1" = 40'	REV. 1
DATE OF PLOT: 10/10/2016 2:09 PM	




Mountain Valley
PIPELINE

CONSTRUCTION DETAILS - RESIDENTIAL SITE SPECIFIC

MOUNTAIN VALLEY PIPELINE PROJECT
PROPOSED H-600 PIPELINE
NICHOLAS COUNTY, WEST VIRGINIA

SHEET 1 OF 1



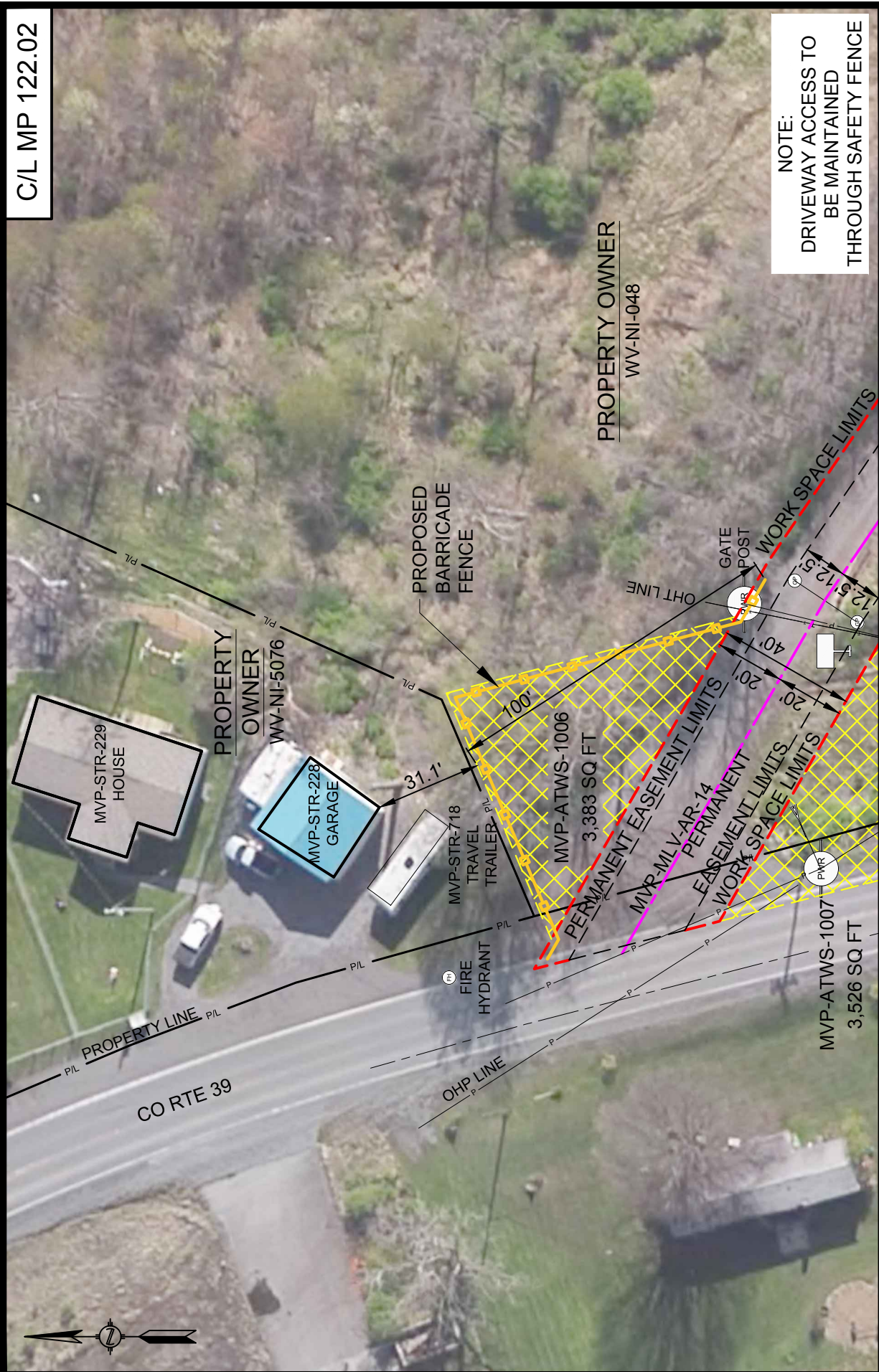
HOLLAND
ENGINEERING

220 Hoover Boulevard, Suite 2
Holland, Michigan 49423-3766
T 616-392-5938 F 616-392-2116
www.hollandengineering.com

26565 Evergreen Rd, Suite 430
Southfield, Michigan 48076
T 248-827-7322 F 248-827-7549

HEI PROJECT NO.: 14-10-052

C/L MP 122.02



NOTE:
 DRIVEWAY ACCESS TO
 BE MAINTAINED
 THROUGH SAFETY FENCE

PROPERTY OWNER
 WV-NI-048

PROPERTY OWNER
 WV-NI-5076

DRAWN BY: HEI(TRG)	10/14/16
DRAFTING CK:	
ENVIRONMENTAL CK:	
ENGINEERING CK:	
DETAIL SHEET: MVP-ADAR-H600-49	
DRAWING NO.:	RSS-H600-120
SCALE: 1" = 40'	REV. 0
DATE OF PLOT: 10/10/2016 2:10 PM	



CONSTRUCTION DETAILS - RESIDENTIAL SITE SPECIFIC

MOUNTAIN VALLEY PIPELINE PROJECT

PROPOSED H-600 PIPELINE

NICHOLAS COUNTY, WEST VIRGINIA

SHEET 1 OF 1

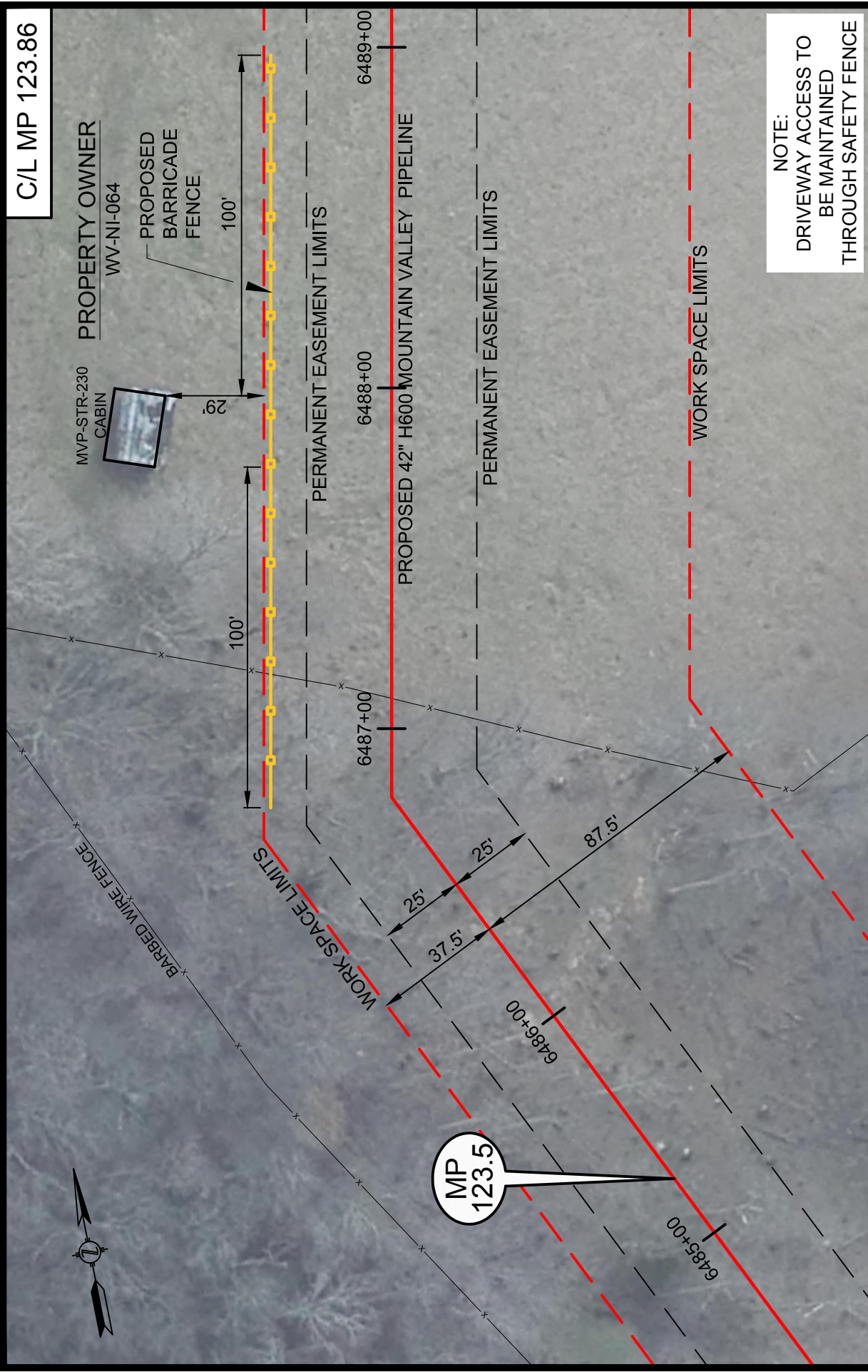
HOLLAND ENGINEERING

220 Hoover Boulevard, Suite 2
 Holland, Michigan 49423-3766
 T 616-392-5958 F 616-392-2116

www.hollandengineering.com

HEI PROJECT NO.: 14-10-052

C/L MP 123.86



NOTE:
 DRIVEWAY ACCESS TO
 BE MAINTAINED
 THROUGH SAFETY FENCE

DRAWN BY: HEI(TRG)	10/14/16
DRAFTING CK:	
ENVIRONMENTAL CK:	
ENGINEERING CK:	
DETAIL SHEET: MVP-NI WV-H600-14	
DRAWING NO.:	RSS-H600-121
SCALE: 1" = 40'	REV. 0
DATE OF PLOT: 10/10/2016 2:10 PM	



CONSTRUCTION DETAILS - RESIDENTIAL SITE SPECIFIC

MOUNTAIN VALLEY PIPELINE PROJECT
 PROPOSED H-600 PIPELINE
 NICHOLAS COUNTY, WEST VIRGINIA

SHEET 1 OF 1

HOLLAND ENGINEERING

220 Hoover Boulevard, Suite 2
 Holland, Michigan 49423-3766
 T 616-392-5938 F 616-392-2116
 www.hollandengineering.com

HEI PROJECT NO.: 14-10-052
 26565 Evergreen Rd, Suite 430
 Southfield, Michigan 48076
 T 248-827-7322 F 248-827-7549

C/L MP 124.44

PROPERTY OWNER
WV-NI-064

PROPERTY LINE
PL

PROPERTY OWNER
WV-NI-4237

WORK SPACE LIMITS

PERMANENT EASEMENT LIMITS

MVP-NI-157

PERMANENT EASEMENT LIMITS

WORK SPACE LIMITS

MVP-STR-234
BARN

MVP-STR-233
BARN

MVP-STR-231
SHED

MVP-STR-232
HOUSE

PROPOSED
BARRICADE
FENCE

NOTE:
DRIVEWAY ACCESS TO
BE MAINTAINED
THROUGH SAFETY FENCE

DRAWN BY: HEI(DRF)	10/14/16
DRAFTING CK:	
ENVIRONMENTAL CK:	
ENGINEERING CK:	
DETAIL SHEET: MVP-QDAR-H600-56	
DRAWING NO.:	RSS-H600-054
SCALE: 1" = 40'	REV. 1
DATE OF PLOT: 10/10/2016 2:11 PM	



CONSTRUCTION DETAILS - RESIDENTIAL SITE SPECIFIC
MOUNTAIN VALLEY PIPELINE PROJECT
PROPOSED H-600 PIPELINE
NICHOLAS COUNTY, WEST VIRGINIA

HOLLAND
ENGINEERING

220 Hoover Boulevard, Suite 2
Holland, Michigan 49423-3766
T 616-392-5938 F 616-392-2116

26565 Evergreen Rd, Suite 430
Southfield, Michigan 48076
T 248-627-7322 F 248-627-7549

www.hollandengineering.com

HEI PROJECT NO.: 14-10-052

SHEET 1 OF 1



C/L MP 125.03



PROPERTY OWNER
WV-NI-066

PROPOSED
BARRICADE
FENCE

MVP-STR-236
HOUSE

PROPERTY OWNER
BWN1-66

MVP-ATWS-231A
46,451 SQ FT

NOTE:
DRIVEWAY ACCESS TO
BE MAINTAINED
THROUGH SAFETY FENCE


DRAWN BY: HEI(DRF)	10/14/16
DRAFTING CK:	
ENVIRONMENTAL CK:	
ENGINEERING CK:	
ALIGN. SHEET: PA-NI WV-H600-15	
DRAWING NO.:	
RSS-H600-055	
SCALE: 1" = 40'	REV. 1
DATE OF PLOT: 10/10/2016 2:11 PM	



Mountain Valley
PIPELINE

CONSTRUCTION DETAILS - RESIDENTIAL SITE SPECIFIC

MOUNTAIN VALLEY PIPELINE PROJECT
PROPOSED H-600 PIPELINE
NICHOLAS COUNTY, WEST VIRGINIA



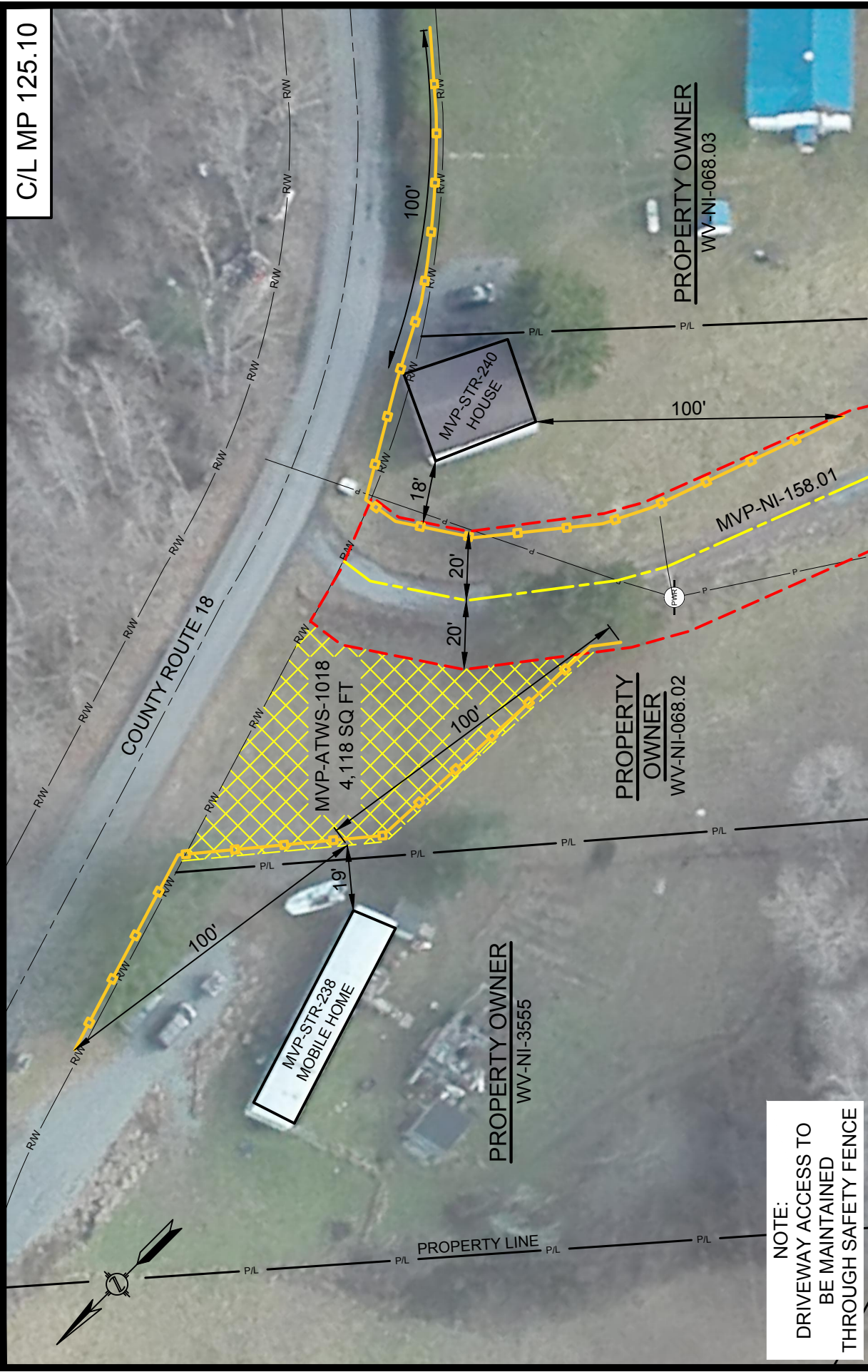
HOLLAND
ENGINEERING

220 Hoover Boulevard, Suite 2
Holland, Michigan 49423-3766
T 616-392-5938 F 616-392-2116
www.hollandengineering.com

26565 Evergreen Rd, Suite 430
Southfield, Michigan 48076
T 248-827-7322 F 248-827-7549

HEI PROJECT NO.: 14-10-052

C/L MP 125.10



NOTE:
 DRIVEWAY ACCESS TO
 BE MAINTAINED
 THROUGH SAFETY FENCE

DRAWN BY: HEI(DRF)	10/14/16
DRAFTING CK:	
ENVIRONMENTAL CK:	
ENGINEERING CK:	
ALIGN. SHEET: PA-NI WV-H600-15	
DRAWING NO.:	RSS-H600-056
SCALE: 1" = 40'	REV. 1
DATE OF PLOT: 10/10/2016 4:16 PM	

Mountain Valley
 PIPELINE

CONSTRUCTION DETAILS - RESIDENTIAL SITE SPECIFIC

MOUNTAIN VALLEY PIPELINE PROJECT
PROPOSED H-600 PIPELINE
NICHOLAS COUNTY, WEST VIRGINIA

SHEET 1 OF 1

HOLLAND
 ENGINEERING

220 Hoover Boulevard, Suite 2
 Holland, Michigan 49423-3766
 T 616-392-5938 F 616-392-2116
 www.hollandengineering.com

26565 Evergreen Rd, Suite 430
 Southfield, Michigan 48076
 T 248-827-7322 F 248-827-7549

HEI PROJECT NO.: 14-10-052

C/L MP 128.31

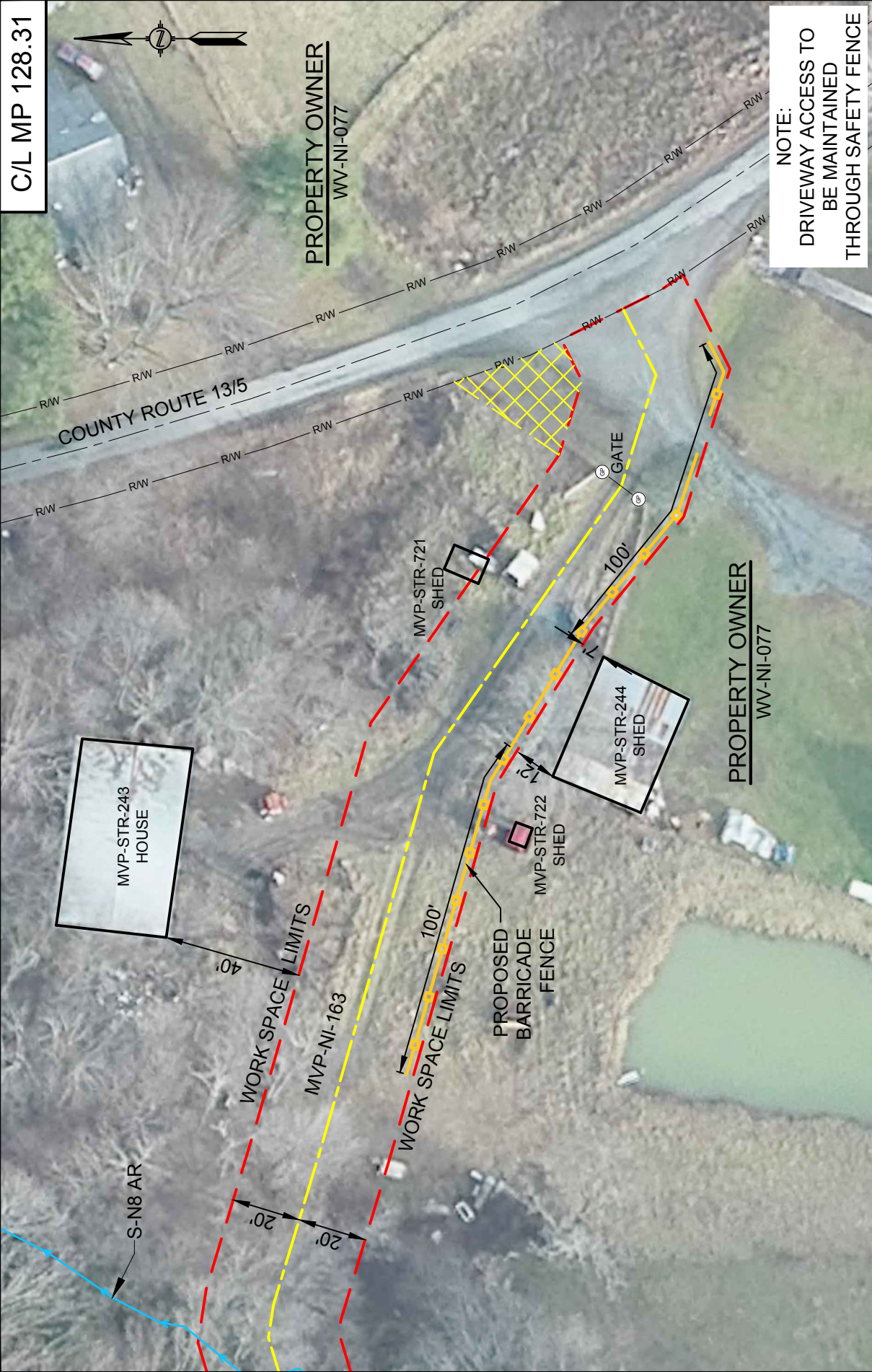


PROPERTY OWNER
WV-NI-077

COUNTY ROUTE 1315

NOTE:
DRIVEWAY ACCESS TO
BE MAINTAINED
THROUGH SAFETY FENCE

DRAWN BY: HEI(DRF)	10/14/16
DRAFTING CK:	
ENVIRONMENTAL CK:	
ENGINEERING CK:	
ALIGN. SHEET: PA-NI WV-H600-18	
DRAWING NO.:	RSS-H600-059
SCALE: 1" = 40'	REV. 1
DATE OF PLOT: 10/10/2016 2:12 PM	



CONSTRUCTION DETAILS - RESIDENTIAL SITE SPECIFIC

MOUNTAIN VALLEY PIPELINE PROJECT

PROPOSED H-600 PIPELINE

NICHOLAS COUNTY, WEST VIRGINIA

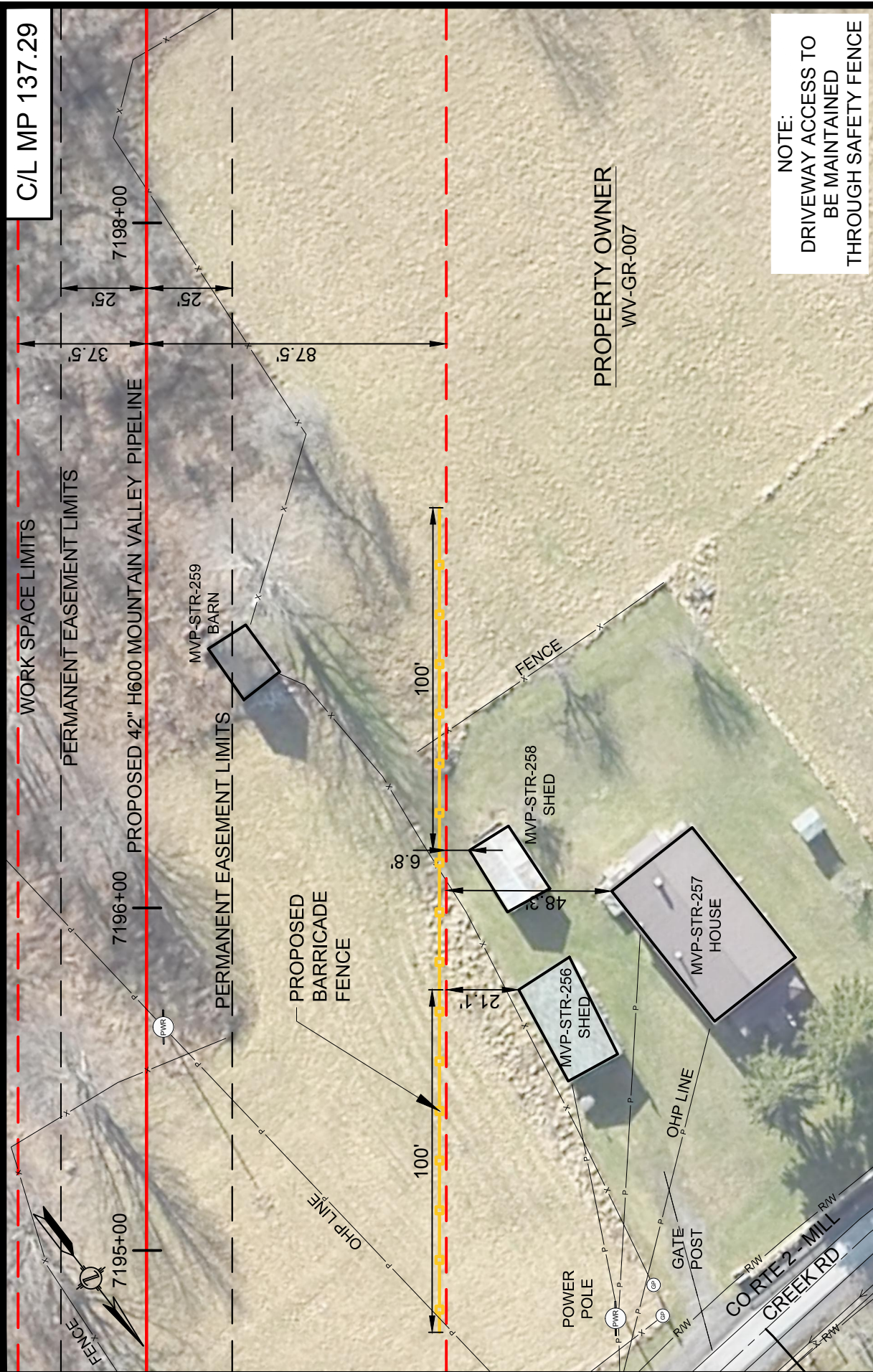
SHEET 1 OF 1

HOLLAND
ENGINEERING

220 Hoover Boulevard, Suite 2
Holland, Michigan 49423-3766
T 616-392-5938 F 616-392-2116
www.hollandengineering.com

26565 Evergreen Rd, Suite 430
Southfield, Michigan 48076
T 248-827-7322 F 248-827-7549

HEI PROJECT NO.: 14-10-052



NOTE:
 DRIVEWAY ACCESS TO
 BE MAINTAINED
 THROUGH SAFETY FENCE

DRAWN BY: HEI(TRG)	10/14/16
DRAFTING CK:	
ENVIRONMENTAL CK:	
ENGINEERING CK:	
DETAIL SHEET: MVP-GRWV-H600-03	
DRAWING NO.:	RSS-H600-125
SCALE:	1" = 40'
REV. 0	
DATE OF PLOT:	10/10/2016 2:21 PM

Mountain Valley
 PIPELINE

CONSTRUCTION DETAILS - RESIDENTIAL SITE SPECIFIC

MOUNTAIN VALLEY PIPELINE PROJECT
PROPOSED H-600 PIPELINE
GREENBRIER COUNTY, WEST VIRGINIA

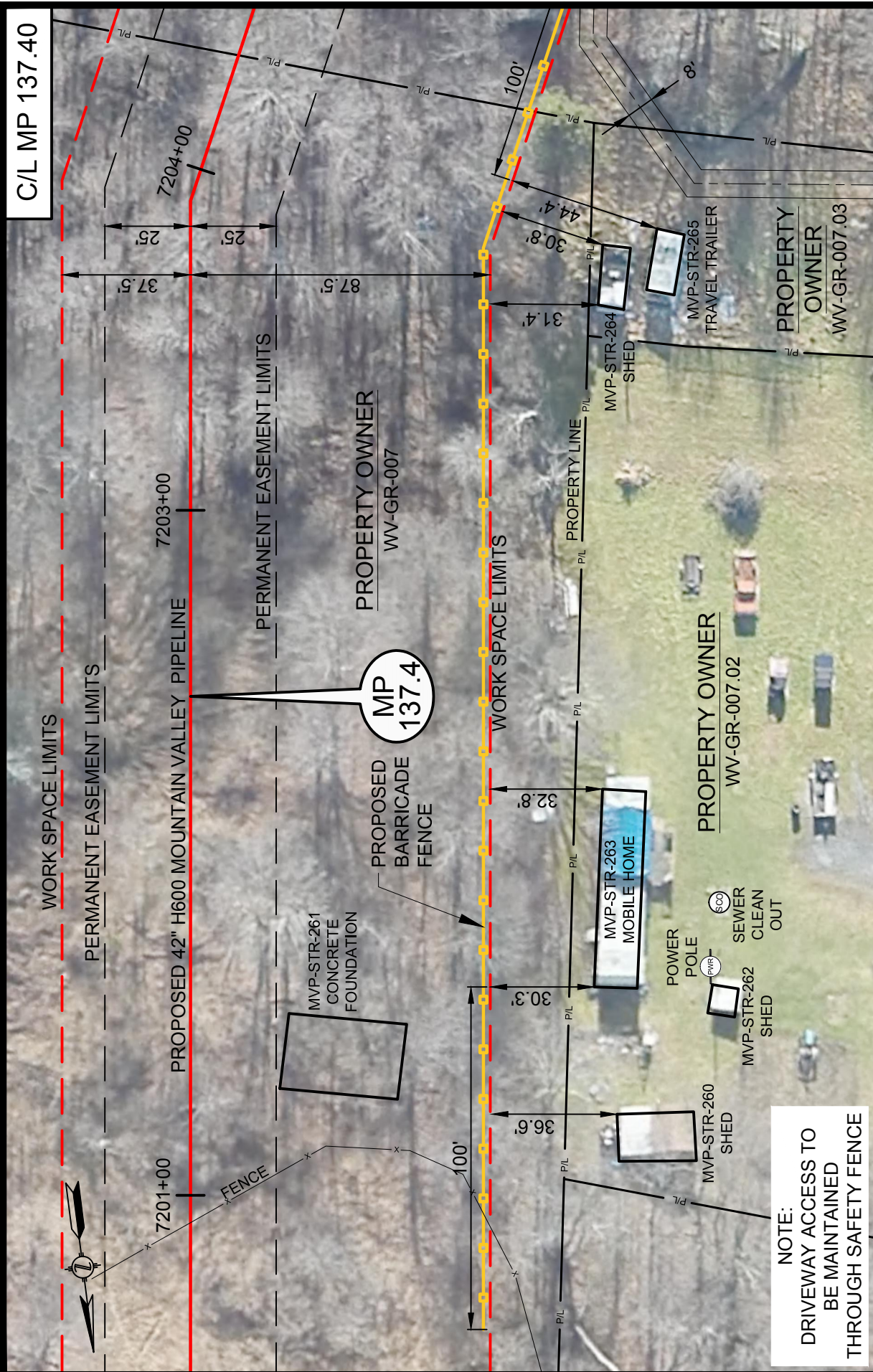
SHEET 1 OF 1

HOLLAND
 ENGINEERING

220 Hoover Boulevard, Suite 2
 Holland, Michigan 49423-3766
 T 616-392-5938 F 616-392-7116
 www.hollandengineering.com

26565 Evergreen Rd, Suite 430
 Southfield, Michigan 48076
 T 248-827-7322 F 248-827-7549

HEI PROJECT NO.: 14-10-052



C/L MP 137.40

WORK SPACE LIMITS
PERMANENT EASEMENT LIMITS

7201+00
7203+00
7204+00
PROPOSED 42" H600 MOUNTAIN VALLEY PIPELINE

PERMANENT EASEMENT LIMITS

PROPERTY OWNER
WV-GR-007

MP
137.4

PROPOSED
BARRICADE
FENCE

WORK SPACE LIMITS

PROPERTY LINE
P/L

PROPERTY OWNER
WV-GR-007.02

PROPERTY
OWNER
WV-GR-007.03

NOTE:
DRIVEWAY ACCESS TO
BE MAINTAINED
THROUGH SAFETY FENCE

DRAWN BY: HEI(TRG)	10/14/16
DRAFTING CK:	
ENVIRONMENTAL CK:	
ENGINEERING CK:	
DETAIL SHEET: MVP-GRWV-H600-03	
DRAWING NO.:	
RSS-H600-126	
SCALE: 1" = 40'	REV. 0
DATE OF PLOT: 10/10/2016 2:21 PM	

Mountain Valley
PIPELINE

CONSTRUCTION DETAILS - RESIDENTIAL SITE SPECIFIC

MOUNTAIN VALLEY PIPELINE PROJECT
PROPOSED H-600 PIPELINE
GREENBRIER COUNTY, WEST VIRGINIA

SHEET 1 OF 1

HOLLAND
ENGINEERING

220 Hoover Boulevard, Suite 2
Holland, Michigan 49423-3766
T 616-392-5938 F 616-392-2116
www.hollandengineering.com

26565 Evergreen Rd, Suite 430
Southfield, Michigan 48076
T 248-827-7322 F 248-827-7549

HEI PROJECT NO.: 14-10-052

C/L MP 138.87

MP 138.9

PROPERTY OWNER
WV-GR-009

WORK SPACE LIMITS

PERMANENT EASEMENT LIMITS

7280+00
PROPOSED 42" H600 MOUNTAIN VALLEY PIPELINE

7279+00

PERMANENT EASEMENT LIMITS

C/L FIELD ROAD

C/L FIELD ROAD

MVP-STR-269
MOBILE HOME

100'
WORK SPACE LIMITS

12.5' 25' 25' 62.5'

NOTE:
DRIVEWAY ACCESS TO
BE MAINTAINED
THROUGH SAFETY FENCE

DRAWN BY: HEI(DRF)	10/14/16
DRAFTING CK:	
ENVIRONMENTAL CK:	
ENGINEERING CK:	
ALIGN. SHEET: PA-GRWV-H600-05	
DRAWING NO.:	
RSS-H600-009	
SCALE: 1" = 40'	REV. 1
DATE OF PLOT: 10/10/2016 2:22 PM	



CONSTRUCTION DETAILS - RESIDENTIAL SITE SPECIFIC

MOUNTAIN VALLEY PIPELINE PROJECT
PROPOSED H-600 PIPELINE
GREENBRIER COUNTY, WEST VIRGINIA

SHEET 1 OF 1



HOLLAND
ENGINEERING

220 Hoover Boulevard, Suite 2
Holland, Michigan 49423-3766
T 616-392-5938 F 616-392-2116

26565 Evergreen Rd, Suite 430
Southfield, Michigan 48076
T 248-827-7322 F 248-827-7549

www.hollandengineering.com
HEI PROJECT NO.: 14-10-052

C/L MP 138.57

MP 138.6

PROPERTY OWNER
WV-GR-006

PROPERTY OWNER
WV-GR-009

PROPOSED BARRICADE FENCE

MVP-STR-268 DEER SHACK

SOLAR PANEL

7263+00

7264+00

7265+00

PROPOSED 42" H600 MOUNTAIN VALLEY PIPELINE

POWER POLE

PWR

PWR

MVP-GB-177

NOTE:
DRIVEWAY ACCESS TO
BE MAINTAINED
THROUGH SAFETY FENCE

WORK SPACE LIMITS

MVP-ATWS-1181
9,416 SQ FT

MVP-ATWS-1180
2,808 SQ FT

DRAWN BY: HEI(SRD)	10/14/16
DRAFTING CK:	
ENVIRONMENTAL CK:	
ENGINEERING CK:	
ALIGN. SHEET: PA-GBWV-H600-05	
DRAWING NO.:	
RSS-H600-210	
SCALE: 1" = 40'	REV. 0
DATE OF PLOT: 10/10/2016 2:38 PM	



Mountain Valley PIPELINE

CONSTRUCTION DETAILS - RESIDENTIAL SITE SPECIFIC

MOUNTAIN VALLEY PIPELINE PROJECT

PROPOSED H-600 PIPELINE

GREENBRIER COUNTY, WEST VIRGINIA

SHEET 1 OF 1

HOLLAND ENGINEERING

220 Hoover Boulevard, Suite 2
Holland, Michigan 49423-3766
T 616-392-5938 F 616-392-2116
www.hollandengineering.com

26565 Evergreen Rd, Suite 430
Southfield, Michigan 48076
T 248-827-7322 F 248-827-7549

HEI PROJECT NO.: 14-10-052

C/L MP 139.01

PROPERTY OWNER
WV-GR-009

MP
139.0

WORK SPACE LIMITS

PERMANENT EASEMENT LIMITS

7286+00

7287+00

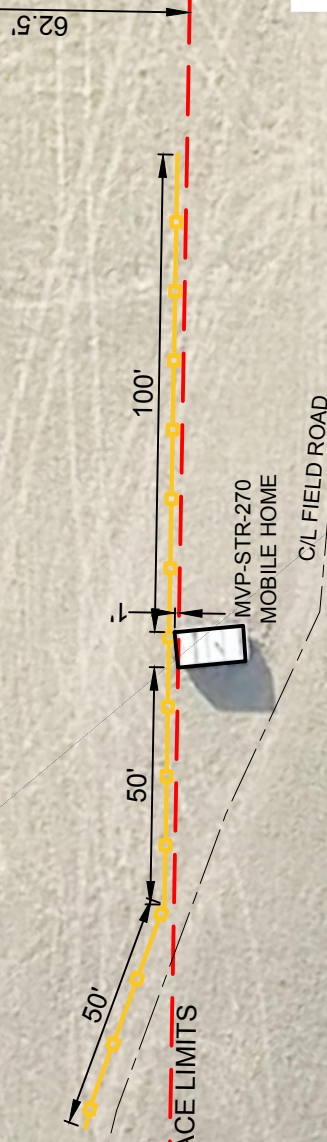
7288+00

7289+00

PROPOSED 42" H600 MOUNTAIN VALLEY PIPELINE

PERMANENT EASEMENT LIMITS

WORK SPACE LIMITS



NOTE:
DRIVEWAY ACCESS TO
BE MAINTAINED
THROUGH SAFETY FENCE

DRAWN BY: HEI(DRF)	10/14/16
DRAFTING CK:	
ENVIRONMENTAL CK:	
ENGINEERING CK:	
ALIGN. SHEET: PA-GRWV-H600-05	
DRAWING NO.:	
RSS-H600-010	
SCALE: 1" = 40'	REV. 1
DATE OF PLOT: 10/10/2016 2:22 PM	



CONSTRUCTION DETAILS - RESIDENTIAL SITE SPECIFIC

MOUNTAIN VALLEY PIPELINE PROJECT
PROPOSED H-600 PIPELINE
GREENBRIER COUNTY, WEST VIRGINIA

SHEET 1 OF 1

HOLLAND ENGINEERING

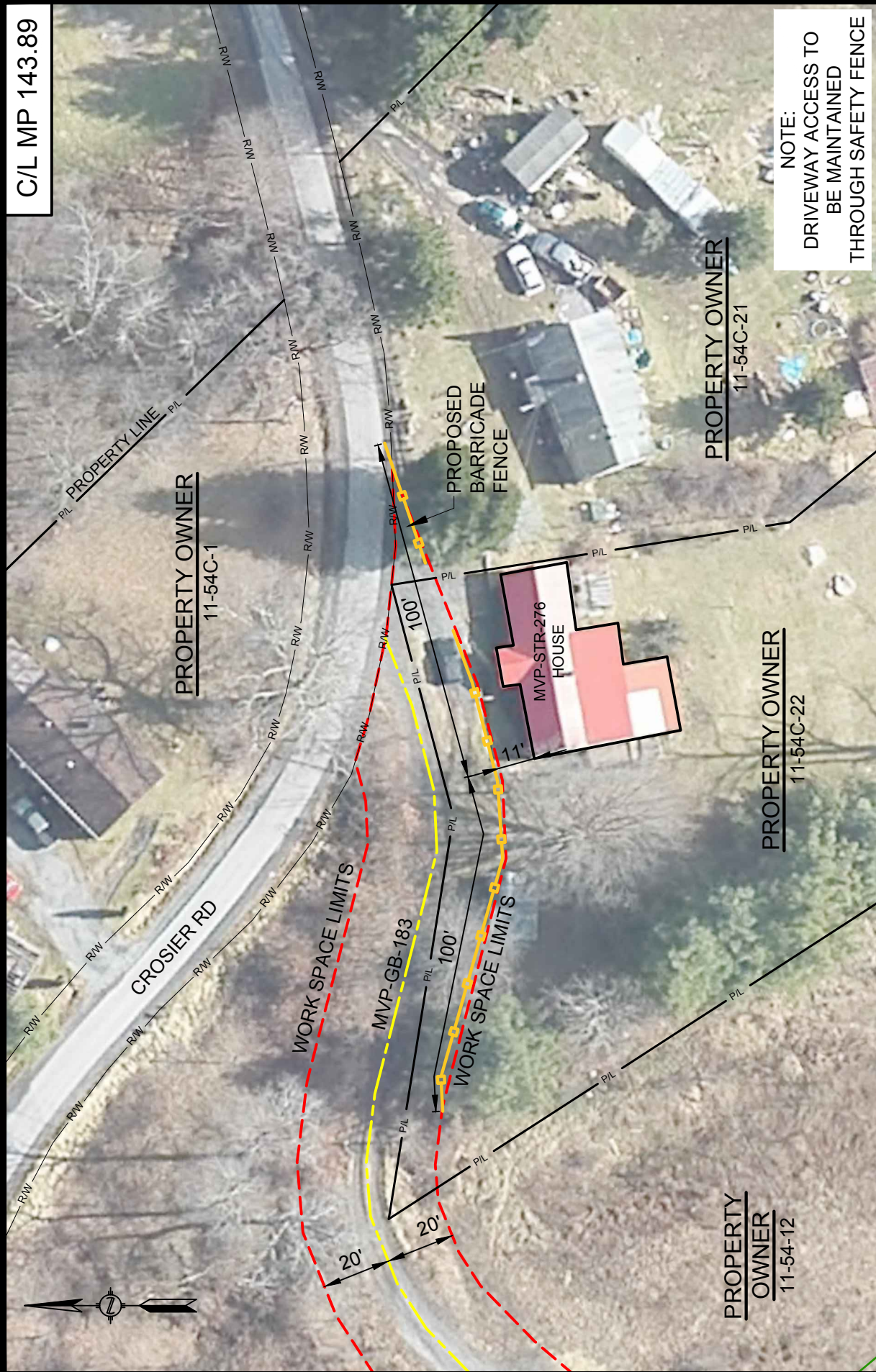
220 Hoover Boulevard, Suite 2
Holland, Michigan 49423-3766
T 616-392-5938 F 616-392-2116

26565 Evergreen Rd, Suite 430
Southfield, Michigan 48076
T 248-827-7322 F 248-827-7549

www.hollandengineering.com

HEI PROJECT NO.: 14-10-052

C/L MP 143.89



NOTE:
 DRIVEWAY ACCESS TO
 BE MAINTAINED
 THROUGH SAFETY FENCE

DRAWN BY: HEI(DRF)	10/14/16
DRAFTING CK:	
ENVIRONMENTAL CK:	
ENGINEERING CK:	
ALIGN. SHEET: PA-GRWV-H600-11	
DRAWING NO.:	RSS-H600-061
SCALE: 1" = 40'	REV. 1
DATE OF PLOT: 10/10/2016 4:15 PM	

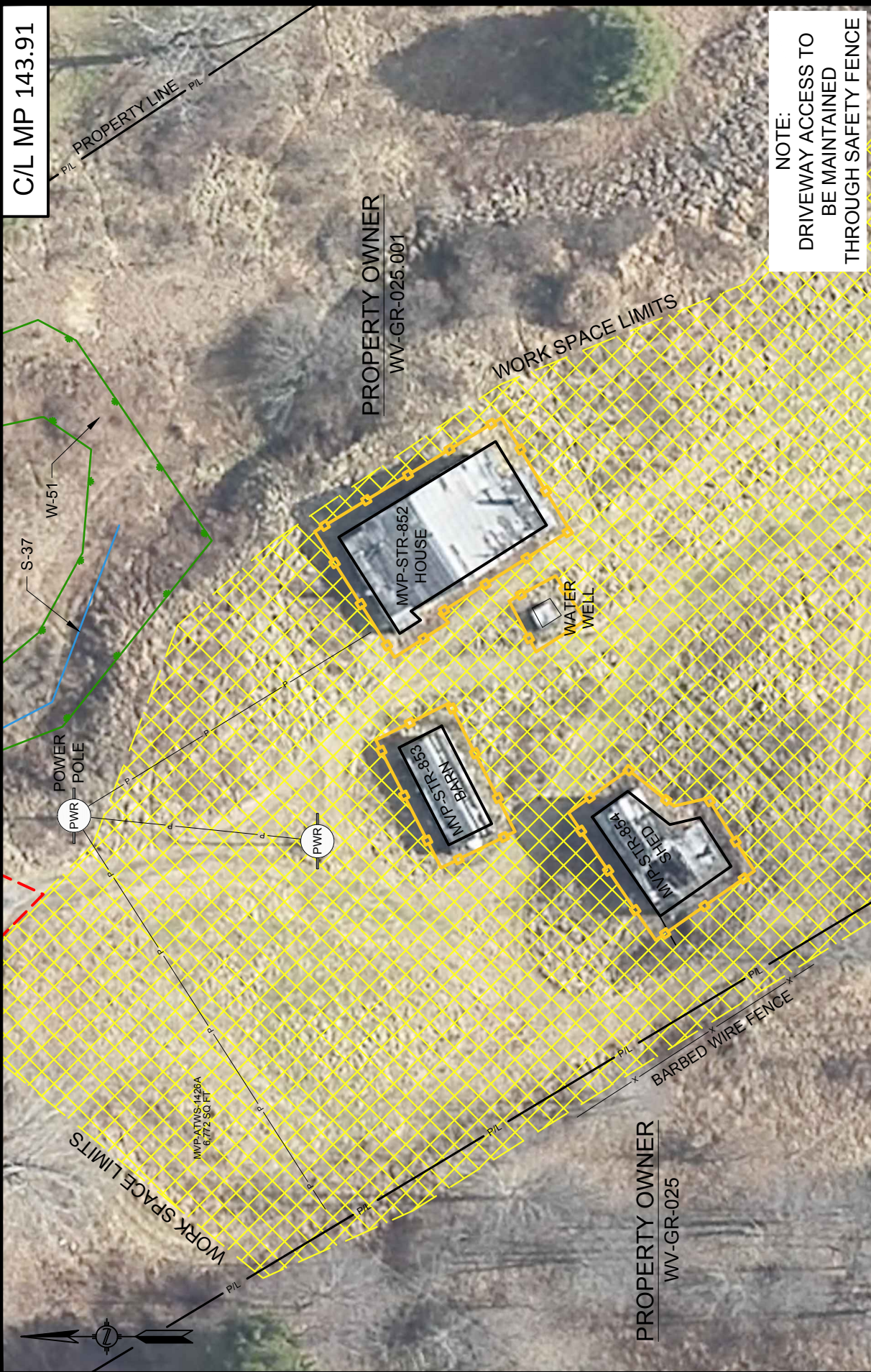


CONSTRUCTION DETAILS - RESIDENTIAL SITE SPECIFIC
 MOUNTAIN VALLEY PIPELINE PROJECT
 PROPOSED H-600 PIPELINE
 GREENBRIER COUNTY, WEST VIRGINIA

HOLLAND ENGINEERING
 220 Hoover Boulevard, Suite 2
 Holland, Michigan 49423-3766
 T 616-392-5938 F 616-392-2116
 www.hollandengineering.com

HEI PROJECT NO.: 14-10-052

C/L MP 143.91



NOTE:
 DRIVEWAY ACCESS TO
 BE MAINTAINED
 THROUGH SAFETY FENCE

DRAWN BY: HEI(SRD)	10/14/16
DRAFTING CK:	
ENVIRONMENTAL CK:	
ENGINEERING CK:	
ALIGN. SHEET: PA-GBWV-H600-11	
DRAWING NO.:	
RSS-H600-204	
SCALE: 1" = 40'	REV. 0
DATE OF PLOT: 10/10/2016 2:25 PM	



CONSTRUCTION DETAILS - RESIDENTIAL SITE SPECIFIC

MOUNTAIN VALLEY PIPELINE PROJECT

PROPOSED H-600 PIPELINE

GREENBRIER COUNTY, WEST VIRGINIA

SHEET 1 OF 1

HOLLAND
 ENGINEERING

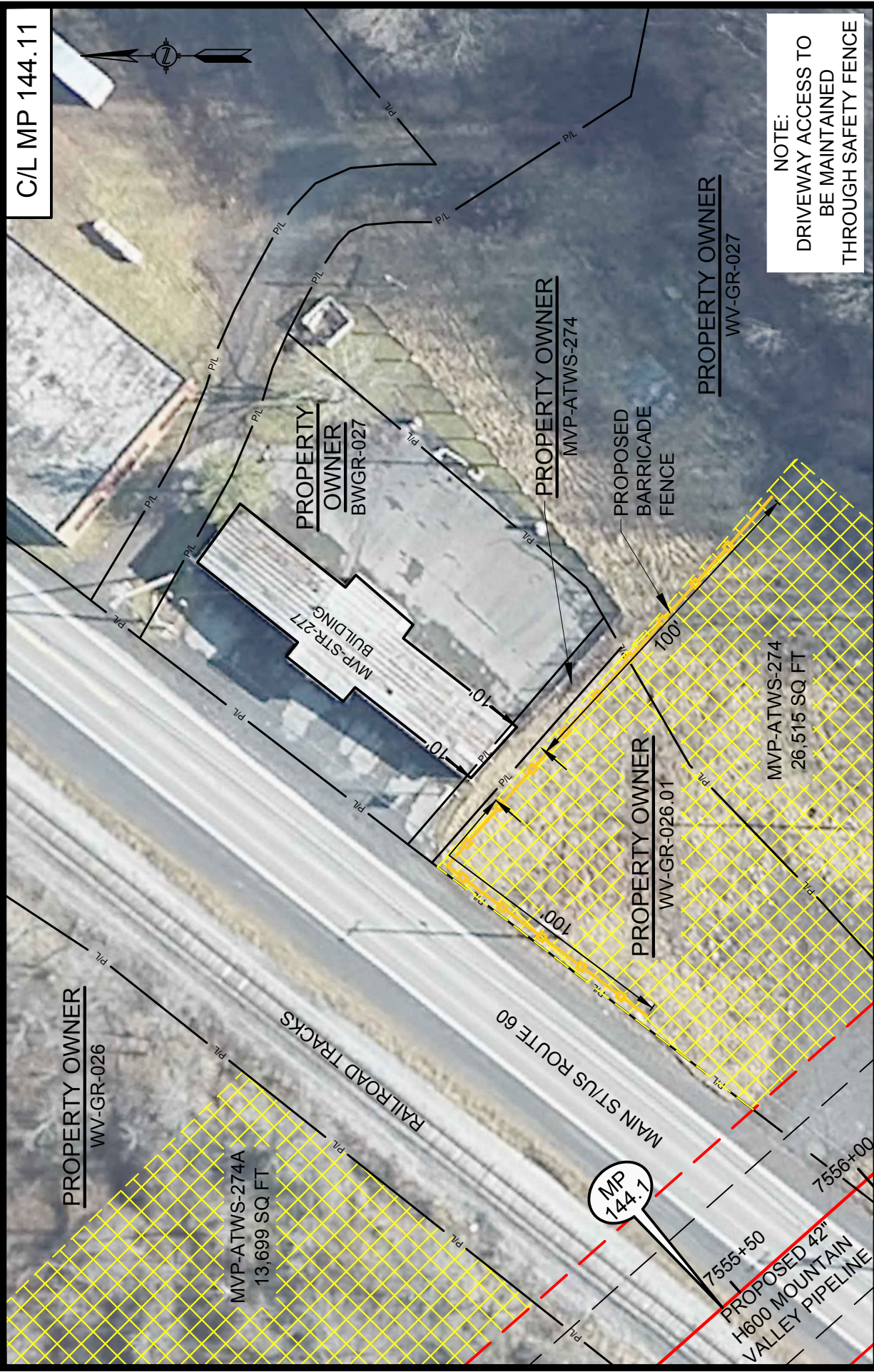
220 Hoover Boulevard, Suite 2
 Holland, Michigan 49423-3766
 T 616-392-5938 F 616-392-2116

26565 Evergreen Rd, Suite 430
 Southfield, Michigan 48076
 T 248-827-7322 F 248-827-7549

www.hollandengineering.com

HEI PROJECT NO.: 14-10-052

C/L MP 144.11



NOTE:
DRIVEWAY ACCESS TO
BE MAINTAINED
THROUGH SAFETY FENCE

DRAWN BY: HEI(DRF)	10/14/16
DRAFTING CK:	
ENVIRONMENTAL CK:	
ENGINEERING CK:	
ALIGN. SHEET: PA-GRWV-H600-11	
DRAWING NO.:	RSS-H600-062
SCALE: 1" = 40'	REV. 1
DATE OF PLOT: 10/10/2016 2:30 PM	



CONSTRUCTION DETAILS - RESIDENTIAL SITE SPECIFIC

MOUNTAIN VALLEY PIPELINE PROJECT
PROPOSED H-600 PIPELINE
GREENBRIER COUNTY, WEST VIRGINIA

SHEET 1 OF 1

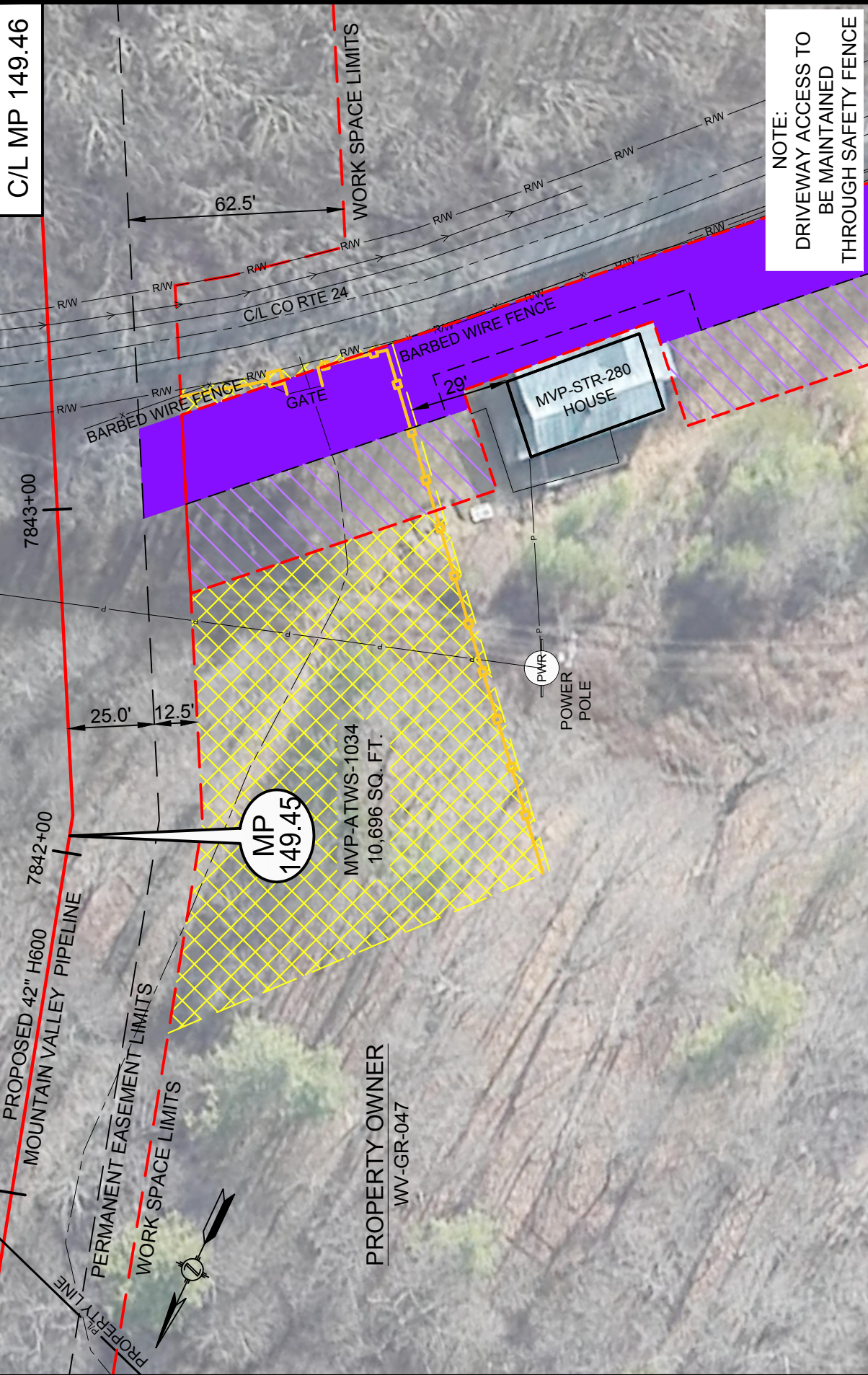


220 Hoover Boulevard, Suite 2
Holland, Michigan 49423-3766
T 616-392-5938 F 616-392-2116
www.hollandengineering.com

26565 Evergreen Rd, Suite 430
Southfield, Michigan 48076
T 248-827-7322 F 248-827-7549

HEI PROJECT NO.: 14-10-052

C/L MP 149.46



NOTE:
 DRIVEWAY ACCESS TO
 BE MAINTAINED
 THROUGH SAFETY FENCE

DRAWN BY: HEI(DRF)	10/14/16
DRAFTING CK:	
ENVIRONMENTAL CK:	
ENGINEERING CK:	
ALIGN. SHEET: PA-GRWV-H600-17	
DRAWING NO.:	
RSS-H600-012	
SCALE: 1" = 40'	REV. 1
DATE OF PLOT: 10/10/2016 2:30 PM	



CONSTRUCTION DETAILS - RESIDENTIAL SITE SPECIFIC

MOUNTAIN VALLEY PIPELINE PROJECT
PROPOSED H-600 PIPELINE
GREENBRIER COUNTY, WEST VIRGINIA

SHEET 1 OF 1

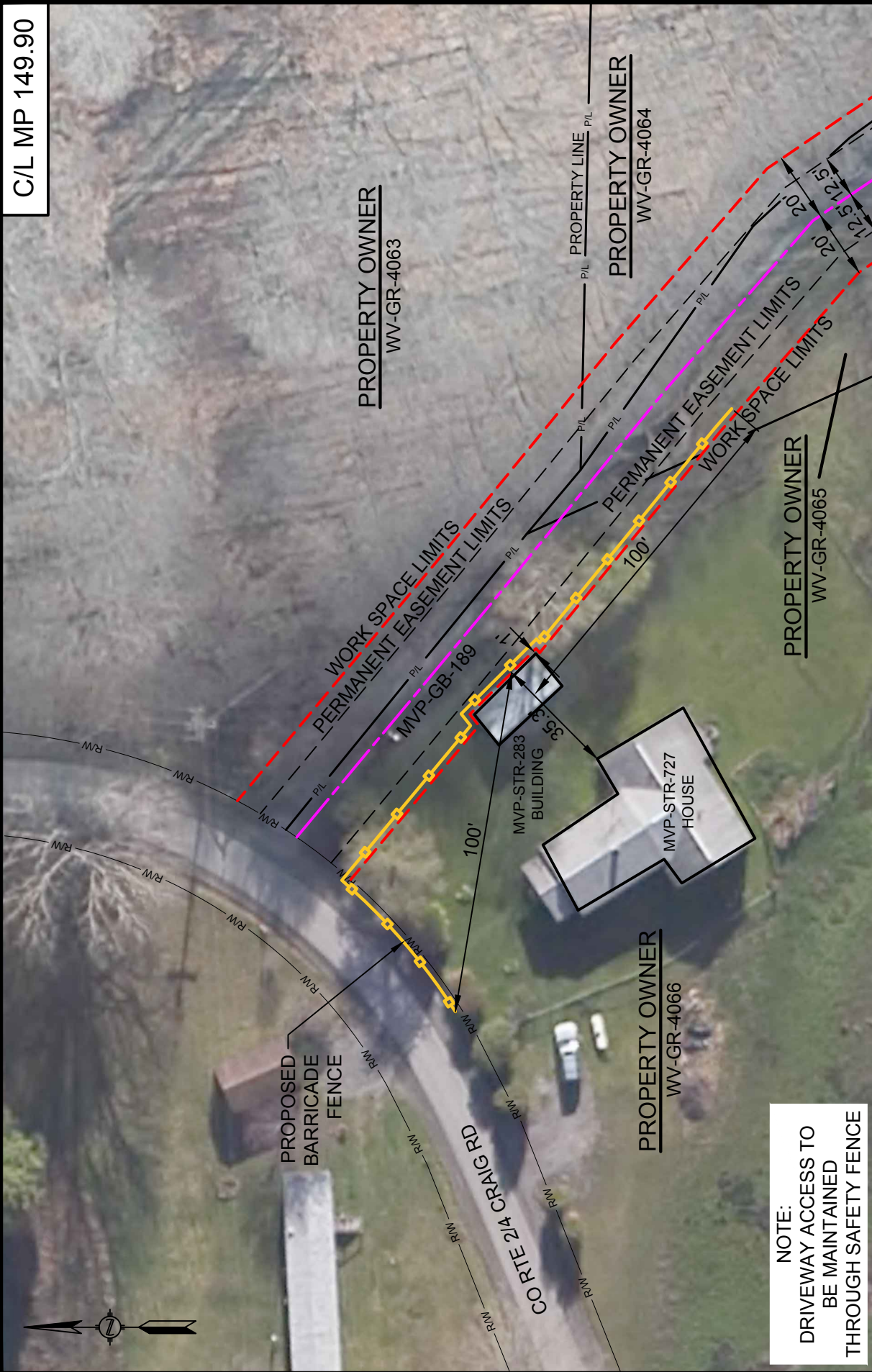
HOLLAND
ENGINEERING

220 Hoover Boulevard, Suite 2
 Holland, Michigan 49423-3766
 T 616-392-5938 F 616-392-2116
 www.hollandengineering.com

26565 Evergreen Rd, Suite 430
 Southfield, Michigan 48076
 T 248-827-7322 F 248-827-7549

HEI PROJECT NO.: 14-10-052

C/L MP 149.90



NOTE:
 DRIVEWAY ACCESS TO
 BE MAINTAINED
 THROUGH SAFETY FENCE

DRAWN BY: HEI(DRF)	10/14/16
DRAFTING CK:	
ENVIRONMENTAL CK:	
ENGINEERING CK:	
DETAIL SHEET: MVP-QDAR-H600-66	
DRAWING NO.:	RSS-H600-063
SCALE: 1" = 40'	REV. 1
DATE OF PLOT: 10/10/2016 4:16 PM	

Mountain Valley
 PIPELINE

CONSTRUCTION DETAILS - RESIDENTIAL SITE SPECIFIC

MOUNTAIN VALLEY PIPELINE PROJECT
 PROPOSED H-600 PIPELINE
 GREENBRIER COUNTY, WEST VIRGINIA

SHEET 1 OF 1

HOLLAND
 ENGINEERING

220 Hoover Boulevard, Suite 2
 Holland, Michigan 49423-3766
 T 616-392-5938 F 616-392-2116

26565 Evergreen Rd, Suite 430
 Southfield, Michigan 48076
 T 248-827-7322 F 248-827-7549

www.hollandengineering.com

HEI PROJECT NO.: 14-10-052

C/L MP 149.90

PROPERTY OWNER
WV-GR-4064

W-IJ27-PEM

W-IJ29-PSS

DRAWN BY: HEI(DRF)	10/14/16
DRAFTING CK:	
ENVIRONMENTAL CK:	
ENGINEERING CK:	
DETAIL SHEET: MVP-QDAR-H600-66	
DRAWING NO.:	RSS-H600-064
SCALE: 1" = 40'	REV. 1
DATE OF PLOT: 10/10/2016 2:32 PM	

WORK SPACE LIMITS
PERMANENT EASEMENT LIMITS
MVP-GB-189
PERMANENT EASEMENT LIMITS
WORK SPACE LIMITS

W-IJ29-PEM

PROPOSED
BARRICADE
FENCE

MVP-STR-285
BUILDING

PROPERTY OWNER
WV-GR-4065



CONSTRUCTION DETAILS - RESIDENTIAL SITE SPECIFIC
MOUNTAIN VALLEY PIPELINE PROJECT
PROPOSED H-600 PIPELINE
GREENBRIER COUNTY, WEST VIRGINIA
SHEET 1 OF 1

W-IJ29-PEM

MVP-STR-282
BUILDING

NOTE:
DRIVEWAY ACCESS TO
BE MAINTAINED
THROUGH SAFETY FENCE

HOLLAND
ENGINEERING

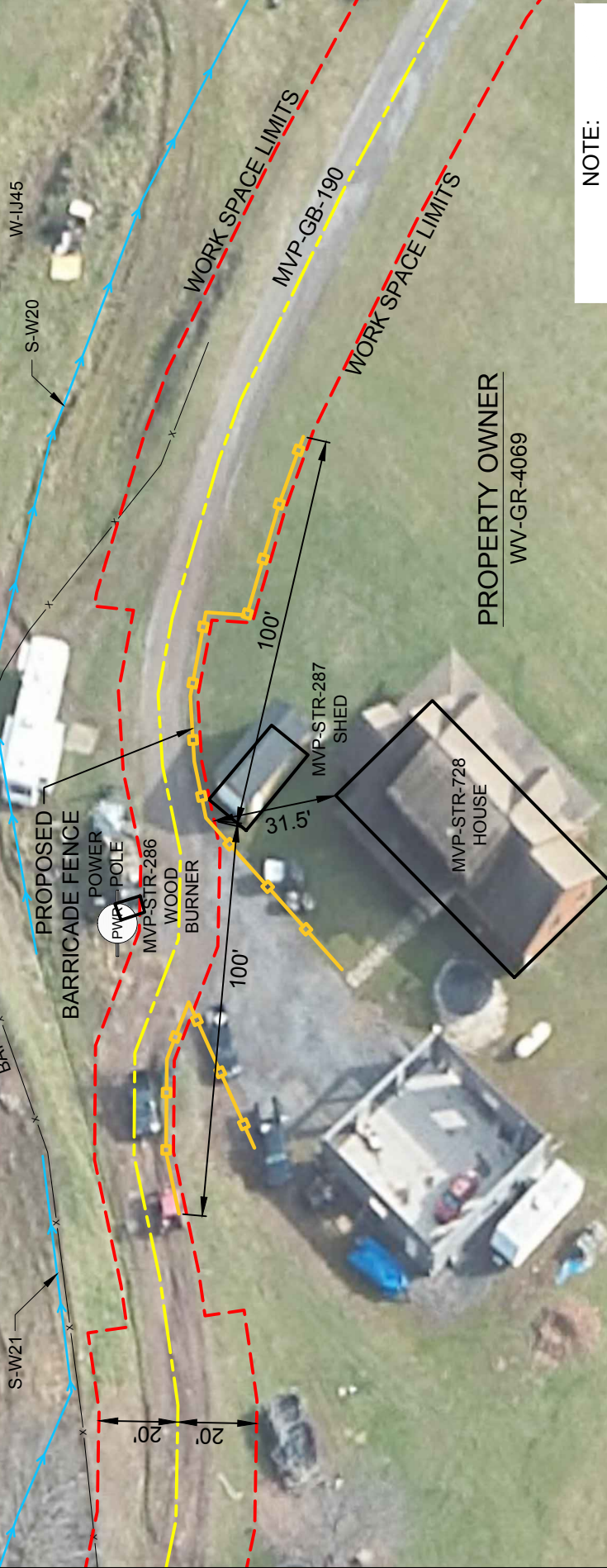
220 Hoover Boulevard, Suite 2
Holland, Michigan 49423-3766
T 616-392-5958 F 616-392-2116

26565 Evergreen Rd, Suite 430
Southfield, Michigan 48076
T 248-827-7322 F 248-827-7549

www.hollandengineering.com

HEI PROJECT NO.: 14-10-052

C/L MP 150.49



NOTE:
 DRIVEWAY ACCESS TO
 BE MAINTAINED
 THROUGH SAFETY FENCE

DRAWN BY: HEI(SRD)	10/14/16
DRAFTING CK:	
ENVIRONMENTAL CK:	
ENGINEERING CK:	
DETAIL SHEET: MVP-QDAR-H600-63	
DRAWING NO.:	
RSS-H600-185	
SCALE: 1" = 40'	REV. 0
DATE OF PLOT: 10/10/2016 2:32 PM	



CONSTRUCTION DETAILS - RESIDENTIAL SITE SPECIFIC
 MOUNTAIN VALLEY PIPELINE PROJECT
 PROPOSED H-600 PIPELINE
 GREENBRIER COUNTY, WEST VIRGINIA

SHEET 1 OF 1

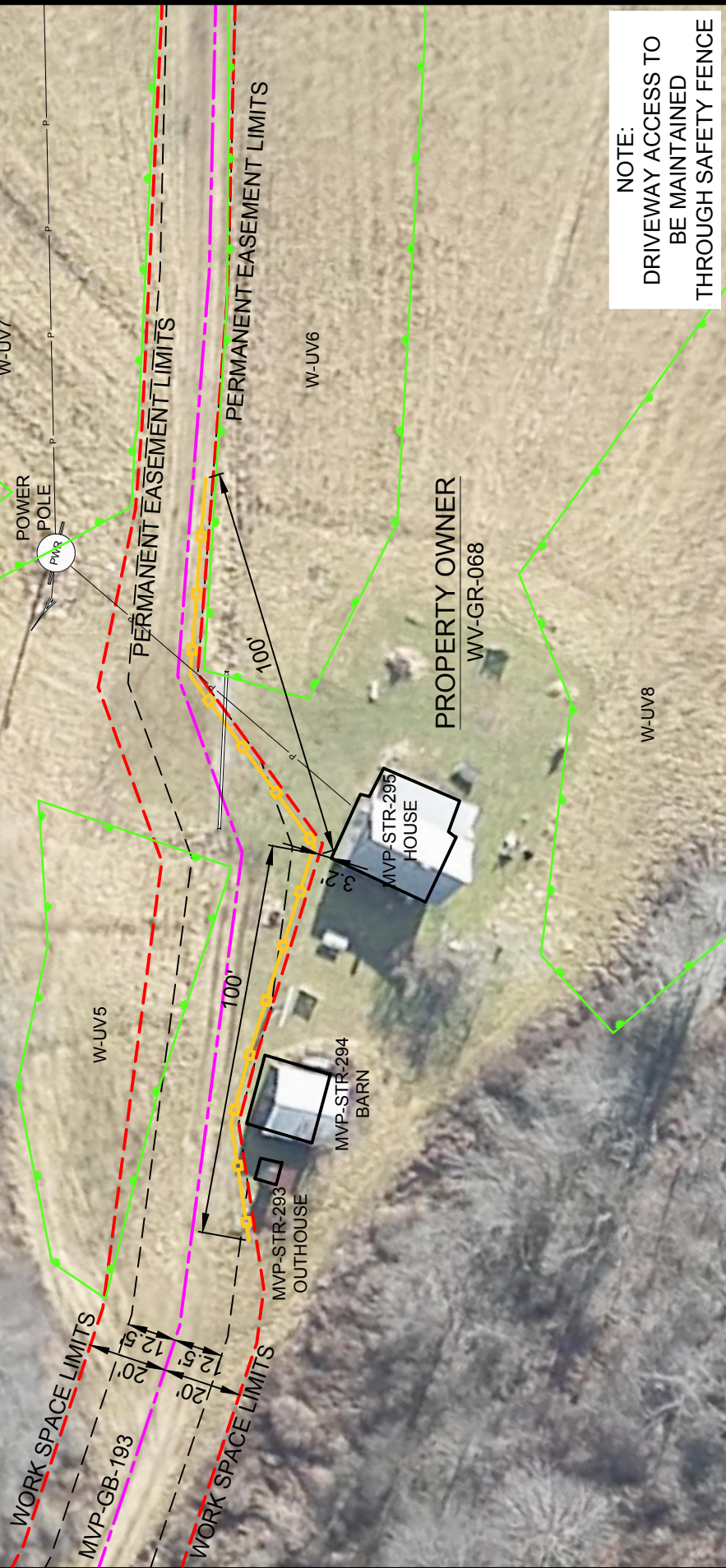


220 Hoover Boulevard, Suite 2
 Holland, Michigan 49423-3766
 T 616-392-5938 F 616-392-2116

www.hollandengineering.com

HEI PROJECT NO.: 14-10-052

C/L MP 155.77



NOTE:
 DRIVEWAY ACCESS TO
 BE MAINTAINED
 THROUGH SAFETY FENCE

DRAWN BY: HEI(SRD)	10/14/16
DRAFTING CK:	
ENVIRONMENTAL CK:	
ENGINEERING CK:	
ALIGN. SHEET: PA-GBWV-H600-24	
DRAWING NO.:	
RSS-H600-203	
SCALE: 1" = 40'	REV. 0
DATE OF PLOT: 10/10/2016 2:35 PM	



CONSTRUCTION DETAILS - RESIDENTIAL SITE SPECIFIC

MOUNTAIN VALLEY PIPELINE PROJECT
 PROPOSED H-600 PIPELINE
 GREENBRIER COUNTY, WEST VIRGINIA

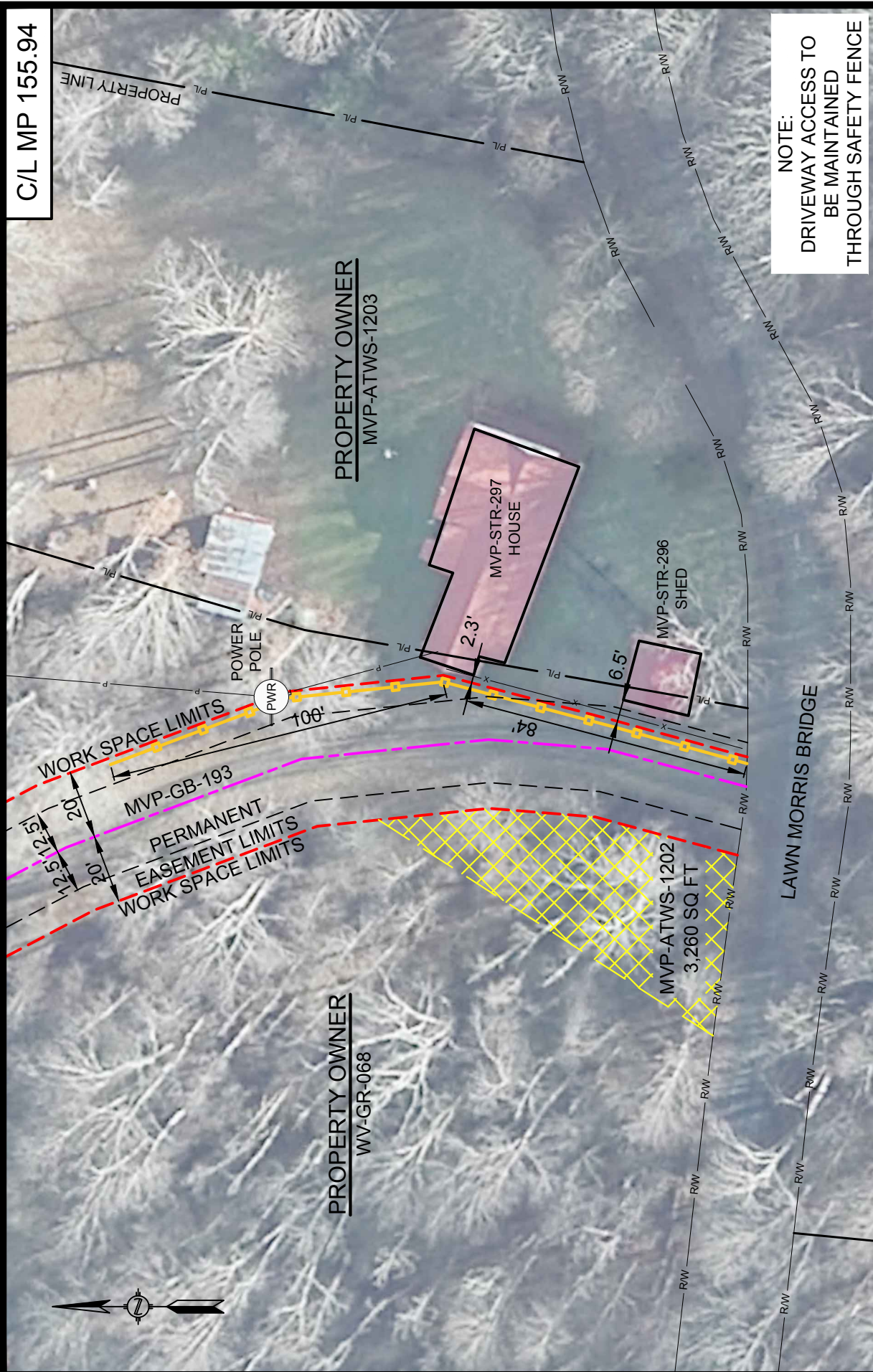
SHEET 1 OF 1

HOLLAND
 ENGINEERING

220 Hoover Boulevard, Suite 2
 Holland, Michigan 49423-3766
 T 616-392-5938 F 616-392-2116

26565 Evergreen Rd, Suite 430
 Southfield, Michigan 48076
 T 248-827-7322 F 248-827-7549
www.hollandengineering.com
 HEI PROJECT NO.: 14-10-052

C/L MP 155.94



NOTE:
 DRIVEWAY ACCESS TO
 BE MAINTAINED
 THROUGH SAFETY FENCE

DRAWN BY: HEI(DRF)	10/14/16
DRAFTING CK:	
ENVIRONMENTAL CK:	
ENGINEERING CK:	
ALIGN. SHEET: PA-GRWV-H600-24	
DRAWING NO.:	
RSS-H600-065	
SCALE: 1" = 40'	REV. 1
DATE OF PLOT: 10/10/2016 4:17 PM	



CONSTRUCTION DETAILS - RESIDENTIAL SITE SPECIFIC

MOUNTAIN VALLEY PIPELINE PROJECT

PROPOSED H-600 PIPELINE

GREENBRIER COUNTY, WEST VIRGINIA

SHEET 1 OF 1

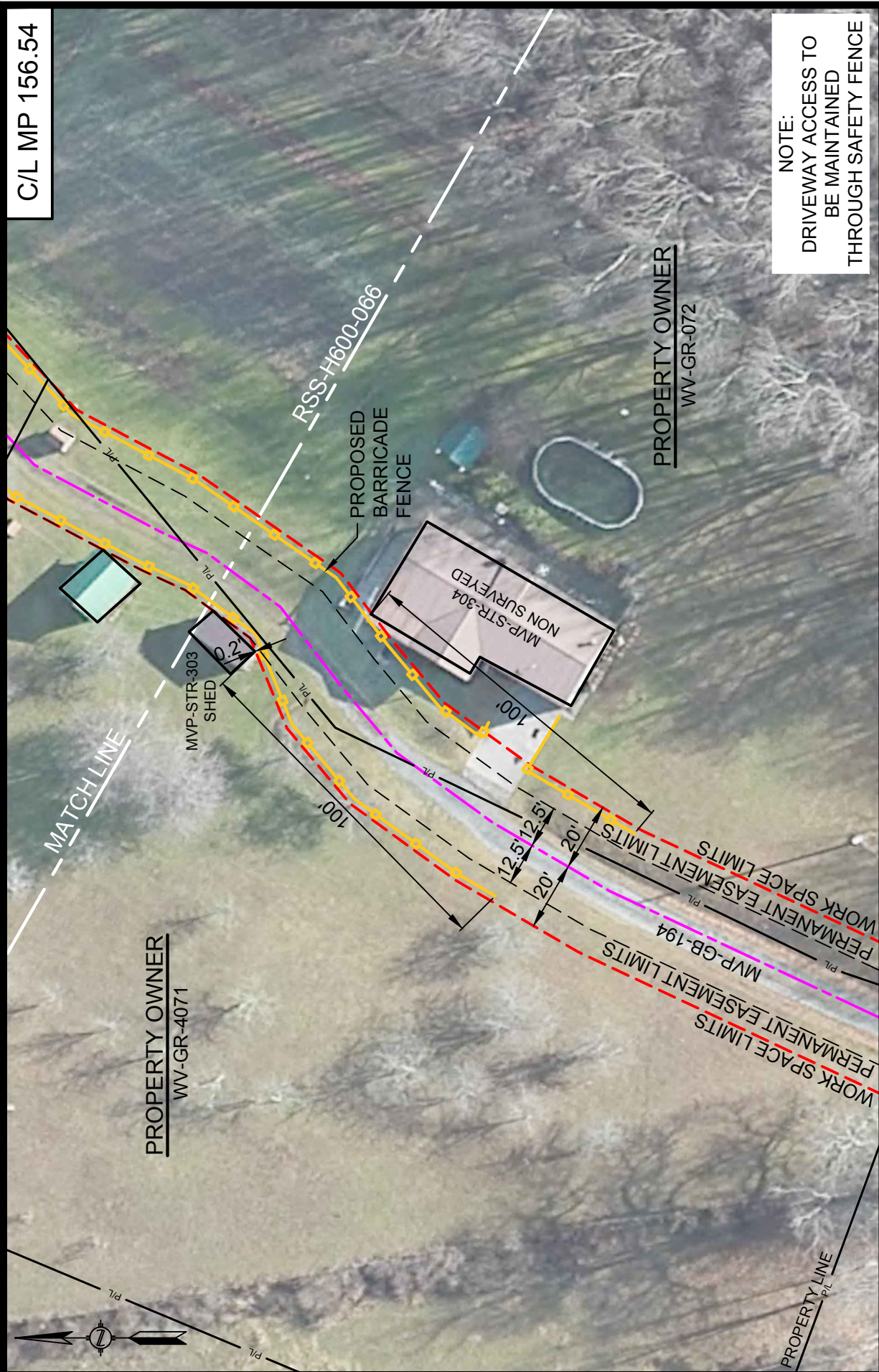


220 Hoover Boulevard, Suite 2
 Holland, Michigan 49423-3766
 T 616-392-5938 F 616-392-2116
 www.hollandengineering.com

26565 Evergreen Rd, Suite 430
 Southfield, Michigan 48076
 T 248-827-7322 F 248-827-7549

HEI PROJECT NO.: 14-10-052

C/L MP 156.54



NOTE:
 DRIVEWAY ACCESS TO
 BE MAINTAINED
 THROUGH SAFETY FENCE

DRAWN BY: HEI(DRF)	10/14/16
DRAFTING CK:	
ENVIRONMENTAL CK:	
ENGINEERING CK:	
DETAIL SHEET: MVP-QDAR-H600-66	
DRAWING NO.:	RSS-H600-067
SCALE: 1" = 40'	REV. 1
DATE OF PLOT: 10/10/2016 2:33 PM	

Mountain Valley
 PIPELINE

CONSTRUCTION DETAILS - RESIDENTIAL SITE SPECIFIC

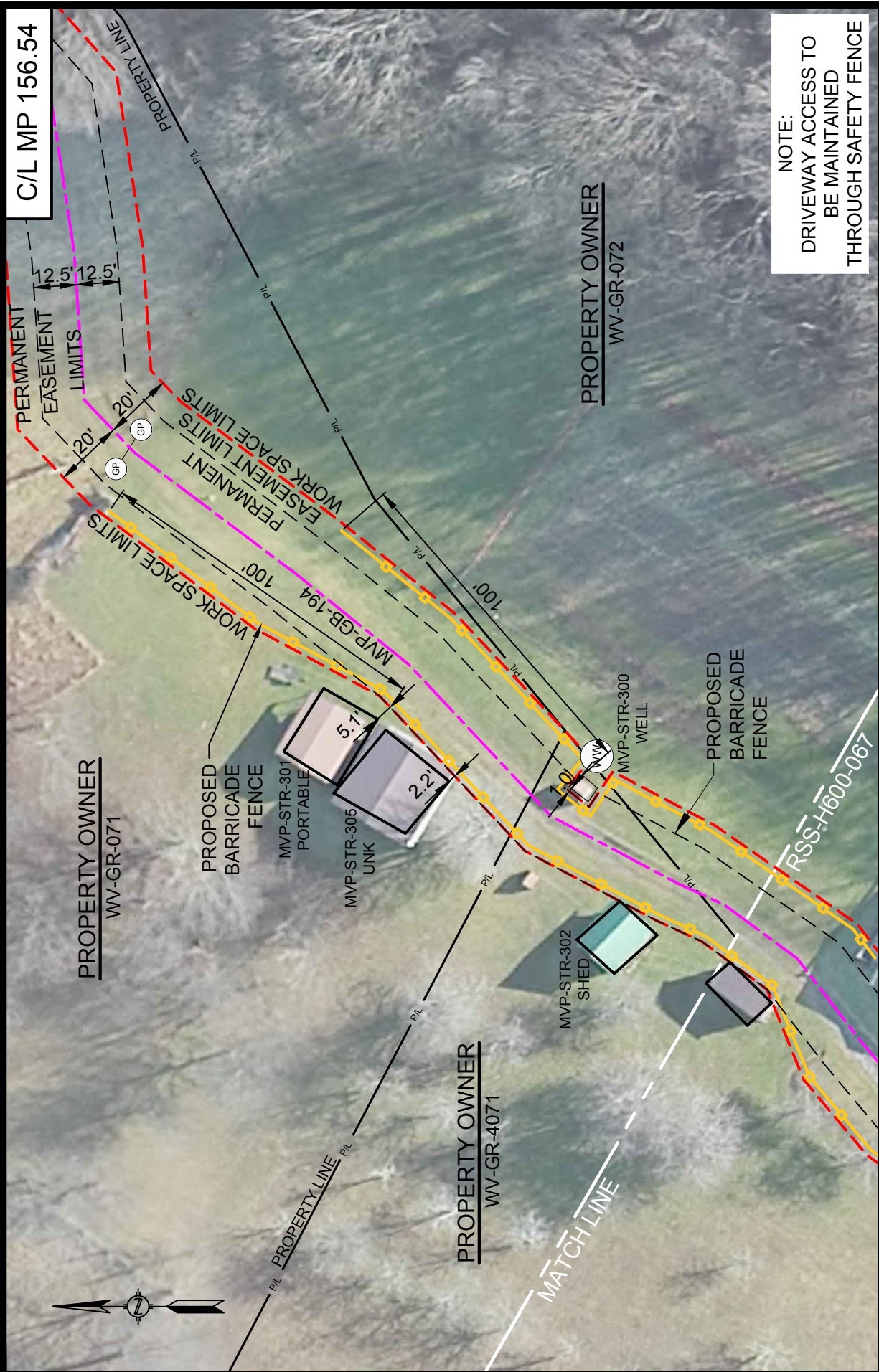
MOUNTAIN VALLEY PIPELINE PROJECT
 PROPOSED H-600 PIPELINE
 GREENBRIER COUNTY, WEST VIRGINIA

SHEET 1 OF 1

HOLLAND
 ENGINEERING

220 Hoover Boulevard, Suite 2
 Holland, Michigan 49423-3766
 T 616-392-5938 F 616-392-2116
 www.hollandengineering.com

HEI PROJECT NO.: 14-10-052



NOTE:
 DRIVEWAY ACCESS TO
 BE MAINTAINED
 THROUGH SAFETY FENCE

DRAWN BY: HEI(DRF)	10/14/16
DRAFTING CK:	
ENVIRONMENTAL CK:	
ENGINEERING CK:	
DETAIL SHEET: MVP-QDAR-H600-66	
DRAWING NO.:	RSS-H600-066
SCALE: 1" = 40'	REV. 1
DATE OF PLOT: 10/10/2016 2:34 PM	

Mountain Valley
 PIPELINE

CONSTRUCTION DETAILS - RESIDENTIAL SITE SPECIFIC

MOUNTAIN VALLEY PIPELINE PROJECT
 PROPOSED H-600 PIPELINE
 GREENBRIER COUNTY, WEST VIRGINIA

SHEET 1 OF 1

HOLLAND
 ENGINEERING

220 Hoover Boulevard, Suite 2
 Holland, Michigan 49423-3766
 T: 616-392-5938 F: 616-392-2116
 www.hollandengineering.com

26565 Evergreen Rd, Suite 430
 Southfield, Michigan 48076
 T: 248-827-7322 F: 248-827-7549

HEI PROJECT NO.: 14-10-052

C/L MP 156.54

PROPERTY OWNER
WV-GR-072

PROPERTY OWNER
WV-GR-4072

NOTE:
DRIVEWAY ACCESS TO
BE MAINTAINED
THROUGH SAFETY FENCE

DRAWN BY: HEI(DRF)	10/14/16
DRAFTING CK:	
ENVIRONMENTAL CK:	
ENGINEERING CK:	
DETAIL SHEET: MVP-QDAR-H600-66	
DRAWING NO.:	
RSS-H600-068	
SCALE: 1" = 40'	REV. 1
DATE OF PLOT: 10/10/2016 2:34 PM	

PROPERTY OWNER
WV-GB-072.001



CONSTRUCTION DETAILS - RESIDENTIAL SITE SPECIFIC
MOUNTAIN VALLEY PIPELINE PROJECT
PROPOSED H-600 PIPELINE
GREENBRIER COUNTY, WEST VIRGINIA

SHEET 1 OF 1

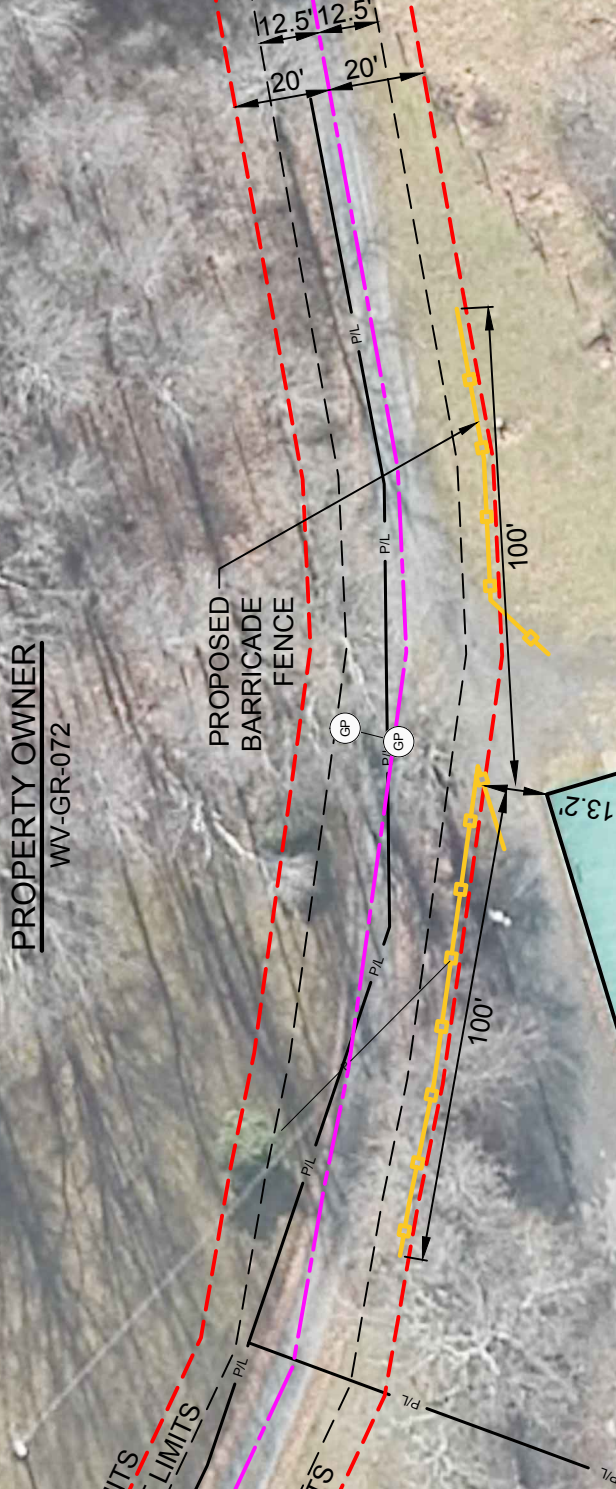


WORK SPACE LIMITS
PERMANENT EASEMENT LIMITS

MVP-GB-194
PERMANENT EASEMENT LIMITS
WORK SPACE LIMITS

PROPERTY OWNER
WV-GR-4071

MVP-STR-306
NON SURVEYED



HOLLAND
ENGINEERING

220 Hoover Boulevard, Suite 2
Holland, Michigan 49423-3766
T 616-392-5938 F 616-392-2116

www.hollandengineering.com

HEI PROJECT NO.: 14-10-052

26565 Evergreen Rd, Suite 430
Southfield, Michigan 48076
T 248-827-7322 F 248-827-7549

C/L MP 166.97



PROPOSED BARRICADE FENCE

MVP-STR-641 HOUSE

PROPERTY OWNER WV-SU-024

100'

100'

WORK SPACE LIMITS

MP 167.0

87.5'

8760+00

8761+00

PROPOSED 42" H600 MOUNTAIN VALLEY PIPELINE

8762+00

8763+00

37.5'

25'

25'

PERMANENT EASEMENT LIMITS

WORK SPACE LIMITS

NOTE:

DRIVEWAY ACCESS TO BE MAINTAINED THROUGH SAFETY FENCE

DRAWN BY: HEI(SRD)	04/18/16
DRAFTING CK:	
ENVIRONMENTAL CK:	
ENGINEERING CK:	
DETAIL SHEET: MVP-SUWV-H600-11	
DRAWING NO.:	RSS-H600-127
SCALE: 1" = 40'	REV. 0
DATE OF PLOT: 10/10/2016 2:46 PM	



CONSTRUCTION DETAILS - RESIDENTIAL SITE SPECIFIC

MOUNTAIN VALLEY PIPELINE PROJECT
PROPOSED H-600 PIPELINE
SUMMERS COUNTY, WEST VIRGINIA

SHEET 1 OF 1

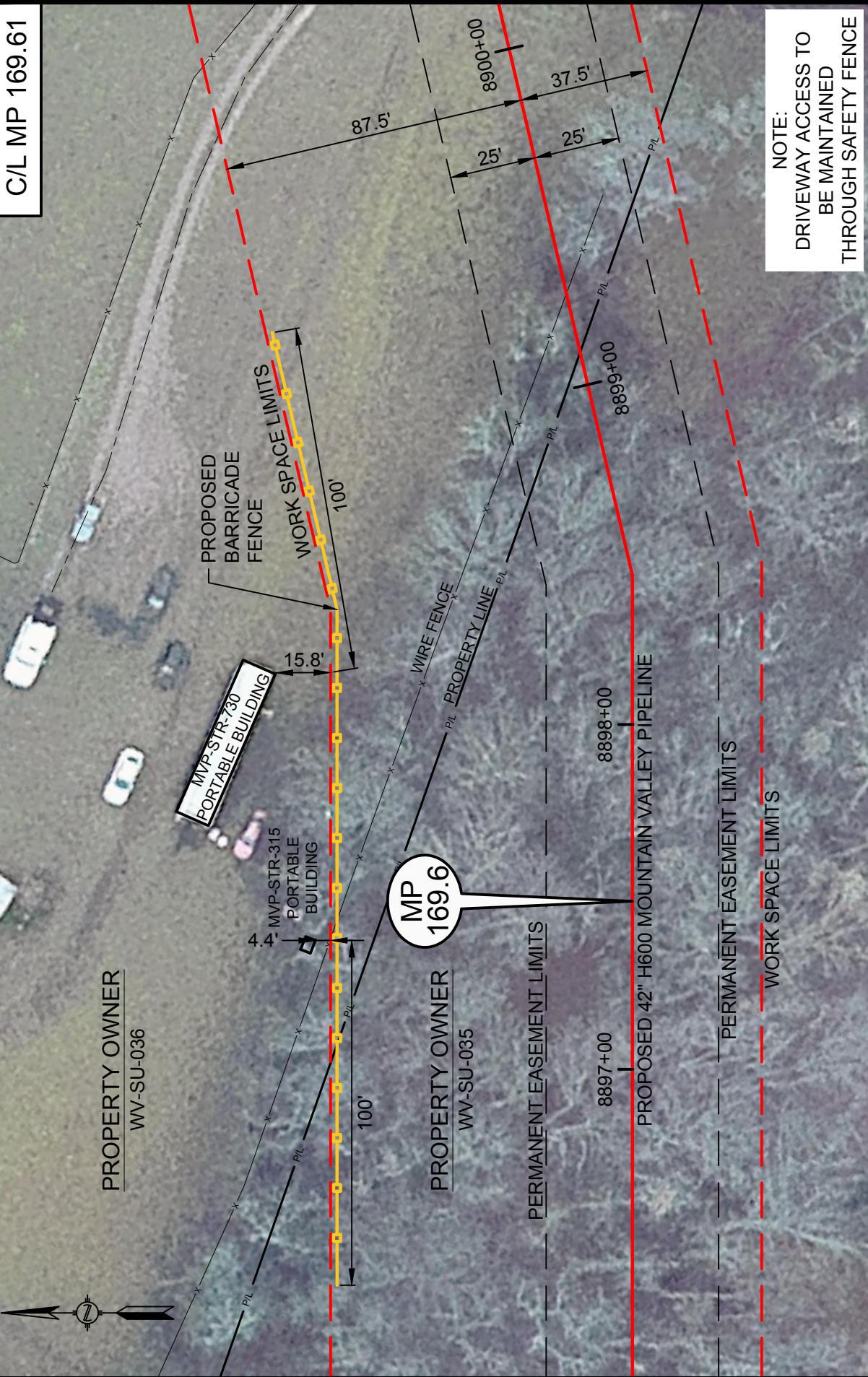
HOLLAND
ENGINEERING

220 Hoover Boulevard, Suite 2
Holland, Michigan 49423-3766
T 616-392-5938 F 616-392-2116

www.hollandengineering.com

HEI PROJECT NO.: 14-10-052

C/L MP 169.61



NOTE:
 DRIVEWAY ACCESS TO
 BE MAINTAINED
 THROUGH SAFETY FENCE

DRAWN BY: HEI(SRD)	10/14/16
DRAFTING CK:	
ENVIRONMENTAL CK:	
ENGINEERING CK:	
ALIGN. SHEET: PA-SUWV-H600-13	
DRAWING NO.:	
RSS-H600-163	
SCALE: 1" = 40'	REV. 0
DATE OF PLOT: 10/10/2016 2:47 PM	



CONSTRUCTION DETAILS - RESIDENTIAL SITE SPECIFIC

MOUNTAIN VALLEY PIPELINE PROJECT
 PROPOSED H-600 PIPELINE
 SUMMERS COUNTY, WEST VIRGINIA

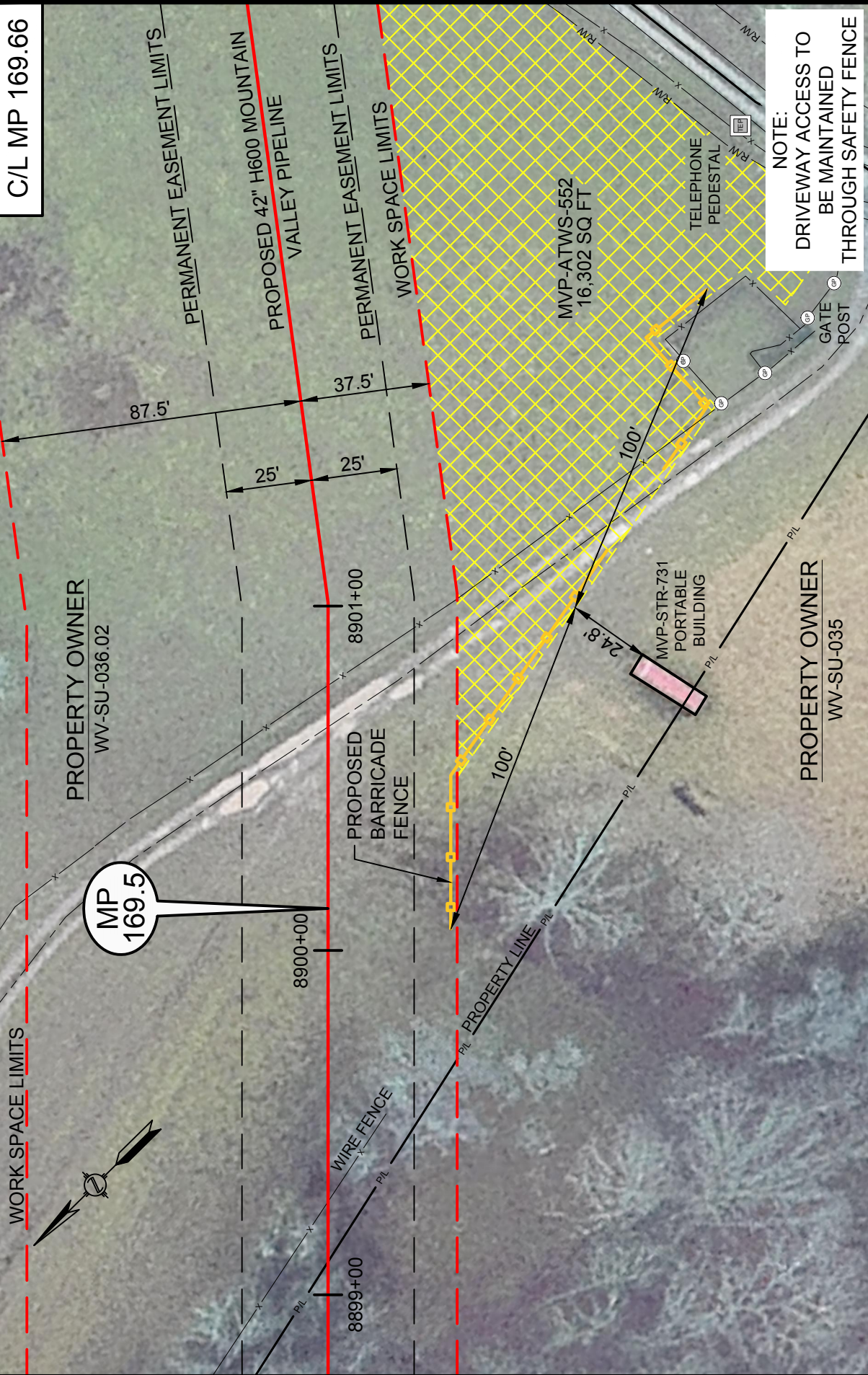
SHEET 1 OF 1



220 Hoover Boulevard, Suite 2
 Holland, Michigan 49423-3766
 T 616-392-5938 F 616-392-2116
 www.hollandengineering.com

HEI PROJECT NO.: 14-10-052

C/L MP 169.66



NOTE:
 DRIVEWAY ACCESS TO
 BE MAINTAINED
 THROUGH SAFETY FENCE

DRAWN BY: HEI(SRD)	10/14/16
DRAFTING CK:	
ENVIRONMENTAL CK:	
ENGINEERING CK:	
ALIGN. SHEET: PA-SUWV-H600-13	
DRAWING NO.:	RSS-H600-164
SCALE: 1" = 40'	REV. 0
DATE OF PLOT: 10/10/2016 2:47 PM	



CONSTRUCTION DETAILS - RESIDENTIAL SITE SPECIFIC
 MOUNTAIN VALLEY PIPELINE PROJECT
 PROPOSED H-600 PIPELINE
 SUMMERS COUNTY, WEST VIRGINIA

SHEET 1 OF 1

HOLLAND
 ENGINEERING

220 Hoover Boulevard, Suite 2
 Holland, Michigan 49423-3766
 T 616-392-5938 F 616-392-2116

26565 Evergreen Rd, Suite 430
 Southfield, Michigan 48076
 T 248-827-7322 F 248-827-7549
 www.hollandengineering.com

HEI PROJECT NO.: 14-10-052

C/L MP 171.27

MVP-ATWS-558
141,239 SQ FT

WORK SPACE LIMITS
PERMANENT EASEMENT LIMITS

8967+00

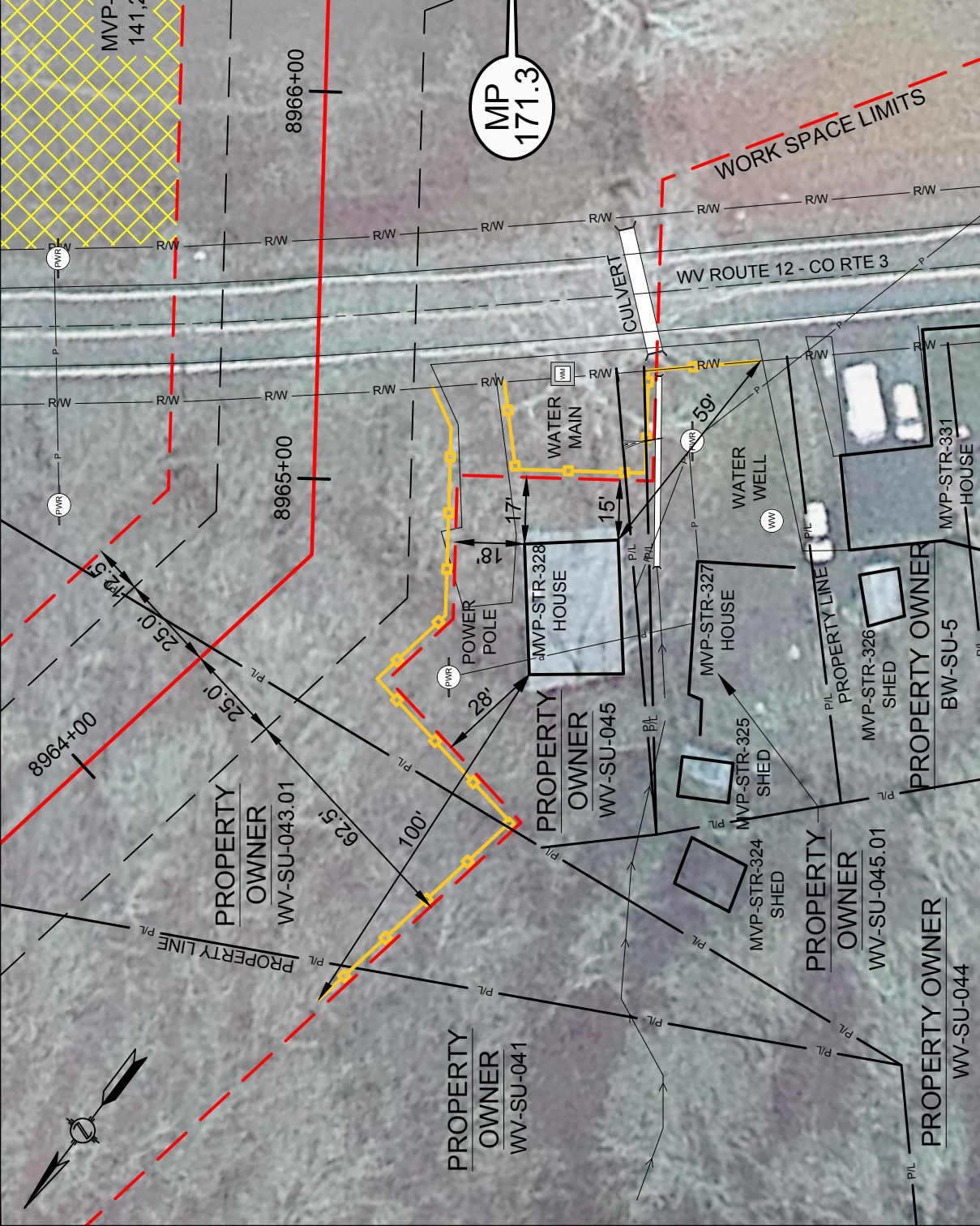
MP
171.3

8966+00

WORK SPACE LIMITS

NOTE:
DRIVEWAY ACCESS TO
BE MAINTAINED
THROUGH SAFETY FENCE

DRAWN BY: HEI(DRF)	10/14/16
DRAFTING CK:	
ENVIRONMENTAL CK:	
ENGINEERING CK:	
ALIGN. SHEET: PA-SUWV-H600-15	
DRAWING NO.:	RSS-H600-014
SCALE: 1" = 40'	REV. 1
DATE OF PLOT: 10/10/2016 2:48 PM	



Mountain Valley
PIPELINE

CONSTRUCTION DETAILS - RESIDENTIAL SITE SPECIFIC

MOUNTAIN VALLEY PIPELINE PROJECT
PROPOSED H-600 PIPELINE
SUMMERS COUNTY, WEST VIRGINIA

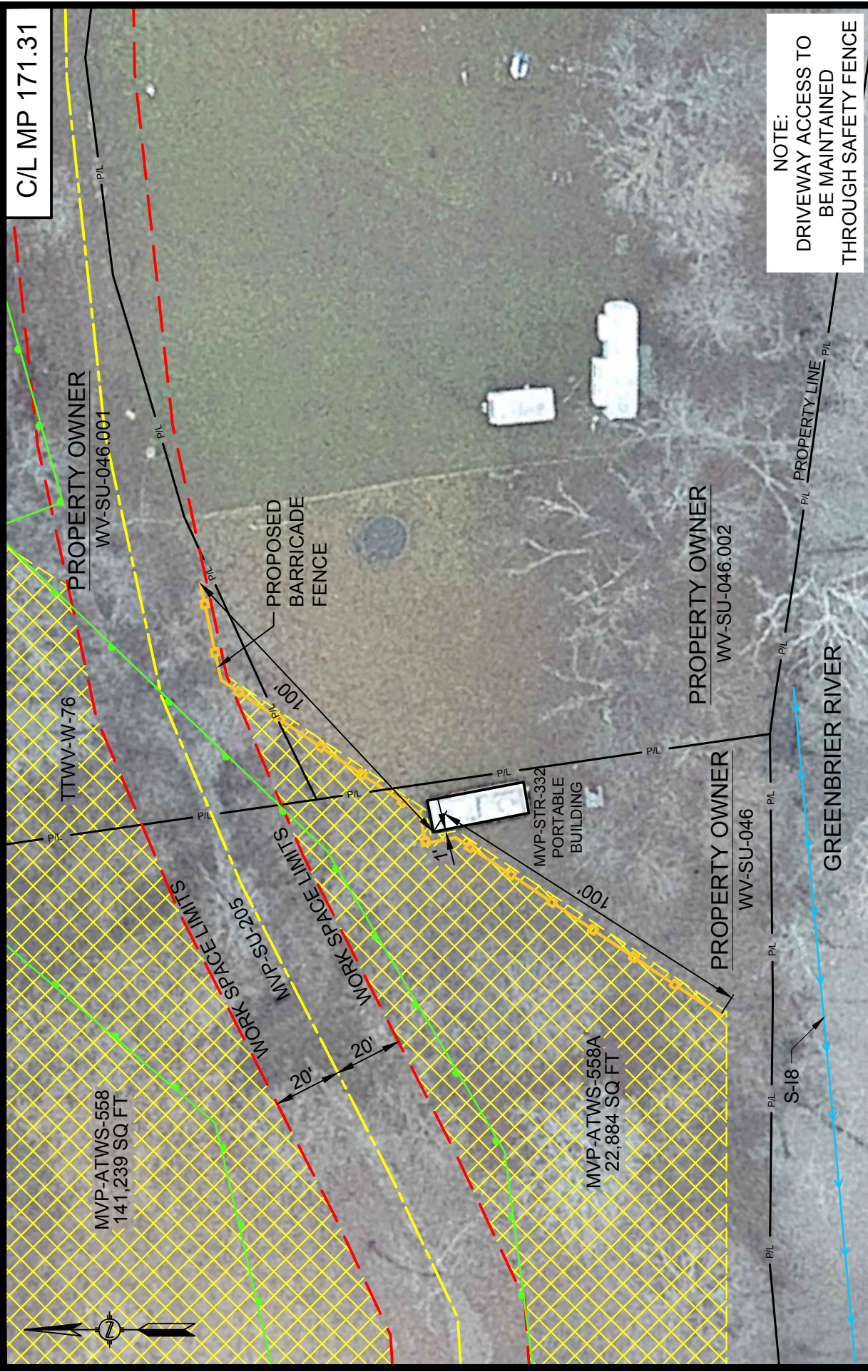
SHEET 1 OF 1

HOLLAND
ENGINEERING

220 Hoover Boulevard, Suite 2
Holland, Michigan 49423-3766
T 616-392-5938 F 616-392-2116
www.hollandengineering.com

26565 Evergreen Rd, Suite 430
Southfield, Michigan 48076
T 248-827-7322 F 248-827-7549

HEI PROJECT NO.: 14-10-052



C/L MP 171.31

NOTE:
 DRIVEWAY ACCESS TO
 BE MAINTAINED
 THROUGH SAFETY FENCE

DRAWN BY: HEI(SRD)	10/14/16
DRAFTING CK:	
ENVIRONMENTAL CK:	
ENGINEERING CK:	
ALIGN. SHEET: PA-SUWV-H600-16	
DRAWING NO.:	RSS-H600-167
SCALE: 1" = 40'	REV. 0
DATE OF PLOT: 10/10/2016 2:49 PM	



CONSTRUCTION DETAILS - RESIDENTIAL SITE SPECIFIC
 MOUNTAIN VALLEY PIPELINE PROJECT
 PROPOSED H-600 PIPELINE
 SUMMERS COUNTY, WEST VIRGINIA

SHEET 1 OF 1

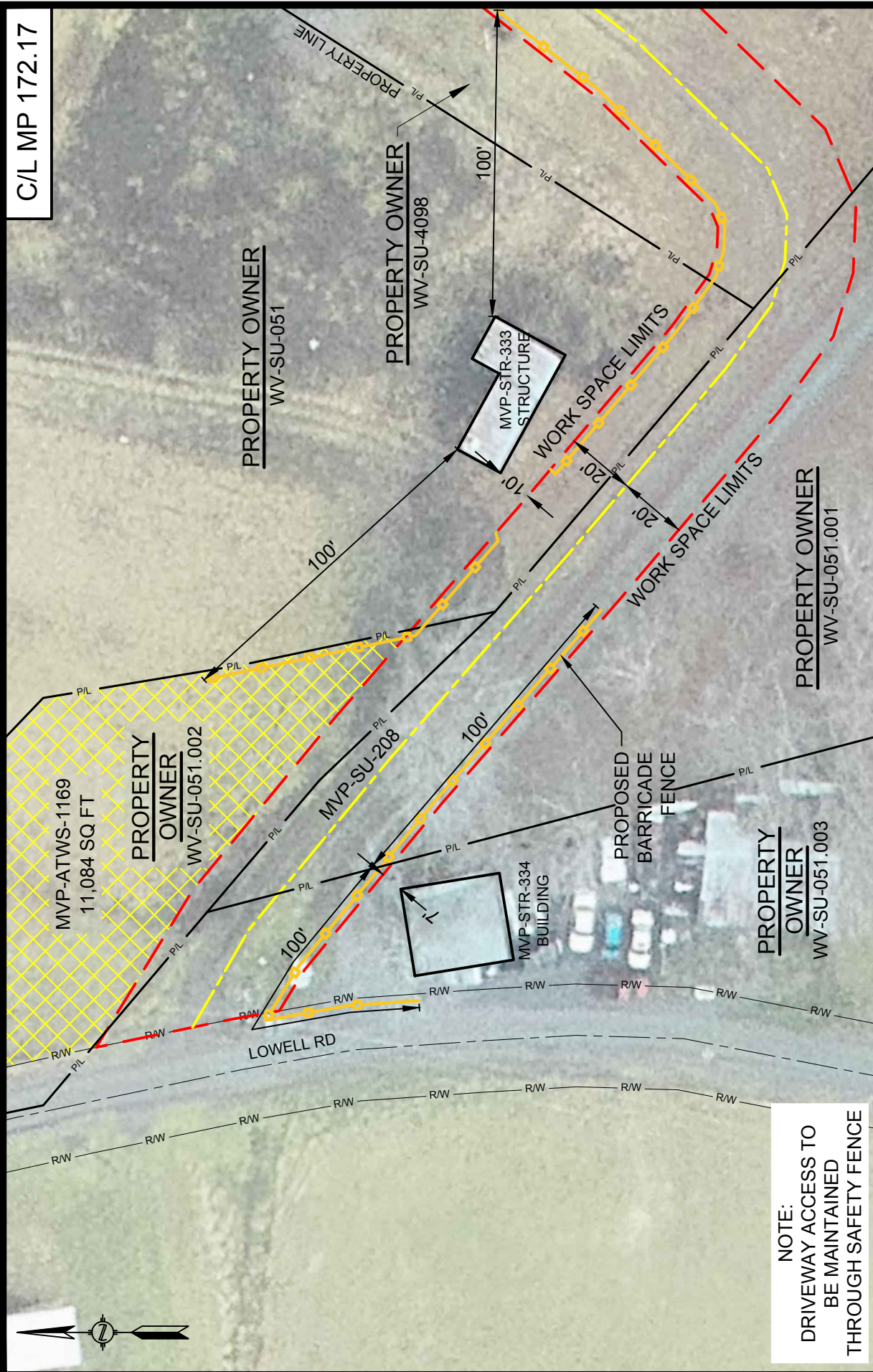


220 Hoover Boulevard, Suite 2
 Holland, Michigan 49423-3766
 T 616-392-5938 F 616-392-2116
 26565 Evergreen Rd, Suite 430
 Southfield, Michigan 48076
 T 248-827-7322 F 248-827-7549

www.hollandengineering.com

HEI PROJECT NO.: 14-10-052

C/L MP 172.17



DRAWN BY: HEI(DRF)	10/14/16
DRAFTING CK:	
ENVIRONMENTAL CK:	
ENGINEERING CK:	
DETAIL SHEET: MVP-QDAR-H600-68	
DRAWING NO.:	RSS-H600-071
SCALE: 1" = 40'	REV. 1
DATE OF PLOT: 10/10/2016 4:18 PM	

Mountain Valley
PIPELINE

CONSTRUCTION DETAILS - RESIDENTIAL SITE SPECIFIC

MOUNTAIN VALLEY PIPELINE PROJECT
PROPOSED H-600 PIPELINE
SUMMERS COUNTY, WEST VIRGINIA

SHEET 1 OF 1

NOTE:
DRIVEWAY ACCESS TO
BE MAINTAINED
THROUGH SAFETY FENCE

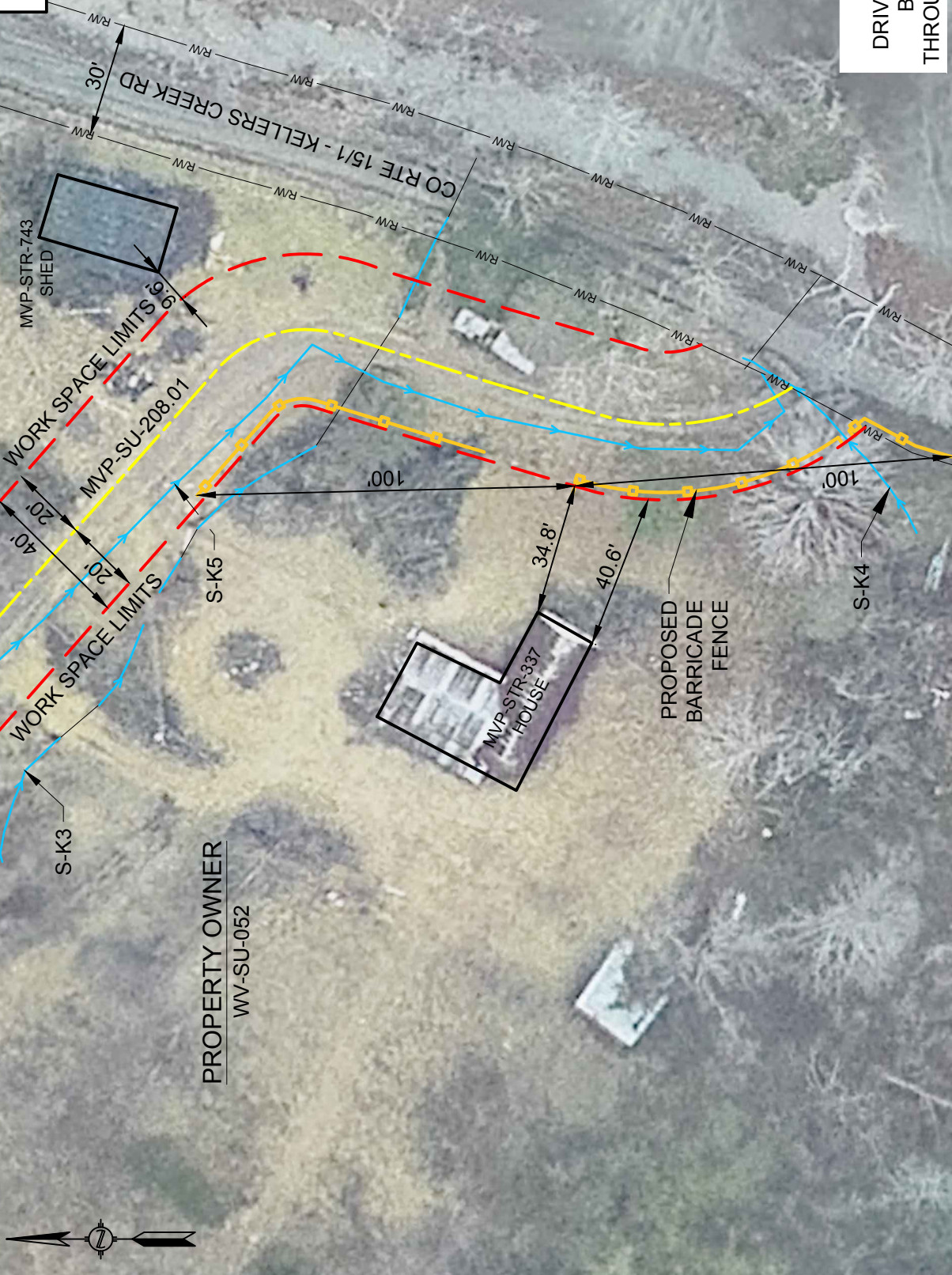
HOLLAND
ENGINEERING

220 Hoover Boulevard, Suite 2
Holland, Michigan 49423-3766
T 616-392-5938 F 616-392-2116
www.hollandengineering.com

26565 Evergreen Rd, Suite 430
Southfield, Michigan 48076
T 248-827-7322 F 248-827-7549

HEI PROJECT NO.: 14-10-052

C/L MP 172.51



NOTE:
 DRIVEWAY ACCESS TO
 BE MAINTAINED
 THROUGH SAFETY FENCE

DRAWN BY: HEI(TRG)	10/14/16
DRAFTING CK:	
ENVIRONMENTAL CK:	
ENGINEERING CK:	
DETAIL SHEET: MVP-ADAR-H600-68	
DRAWING NO.:	RSS-H600-129
SCALE: 1" = 40'	REV. 0
DATE OF PLOT: 10/10/2016 4:32 PM	



CONSTRUCTION DETAILS - RESIDENTIAL SITE SPECIFIC

MOUNTAIN VALLEY PIPELINE PROJECT

PROPOSED H-600 PIPELINE

SUMMERS COUNTY, WEST VIRGINIA

SHEET 1 OF 1

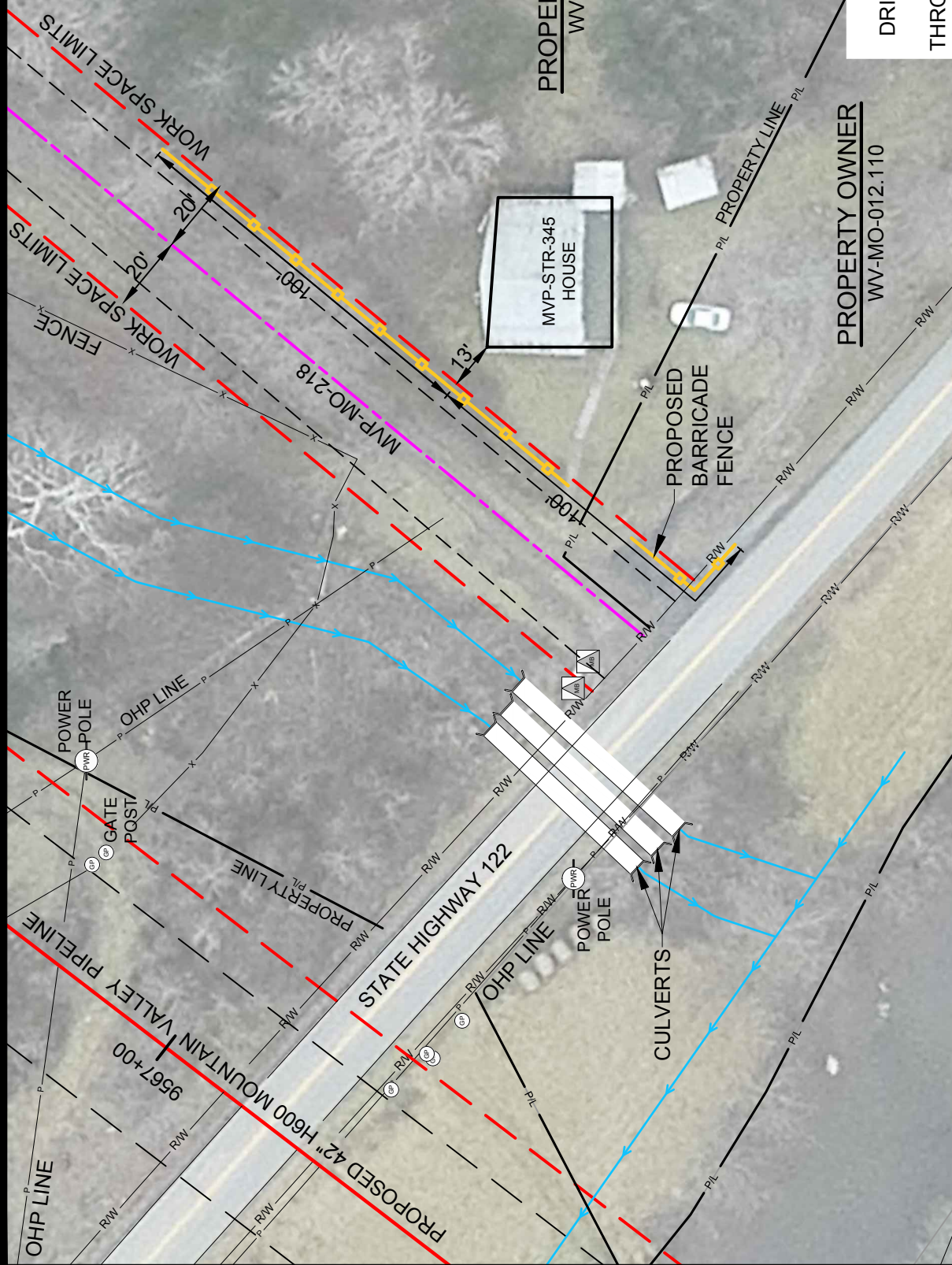
HOLLAND
ENGINEERING

220 Hoover Boulevard, Suite 2
 Holland, Michigan 49423-3766
 T 616-392-5938 F 616-392-2116
 www.hollandengineering.com

26565 Evergreen Rd, Suite 430
 Southfield, Michigan 48076
 T 248-827-7322 F 248-827-7549

HEI PROJECT NO.: 14-10-052

C/L MP 182.73



NOTE:
 DRIVEWAY ACCESS TO
 BE MAINTAINED
 THROUGH SAFETY FENCE

DRAWN BY: HEI(DRF)	10/14/16
DRAFTING CK:	
ENVIRONMENTAL CK:	
ENGINEERING CK:	
ALIGN. SHEET: PA-MOWV-H600-09	
DRAWING NO.:	RSS-H600-073
SCALE: 1" = 40'	REV. 1
DATE OF PLOT: 10/10/2016 4:22 PM	



CONSTRUCTION DETAILS - RESIDENTIAL SITE SPECIFIC

MOUNTAIN VALLEY PIPELINE PROJECT
PROPOSED H-600 PIPELINE
MONROE COUNTY, WEST VIRGINIA

SHEET 1 OF 1

HOLLAND

ENGINEERING

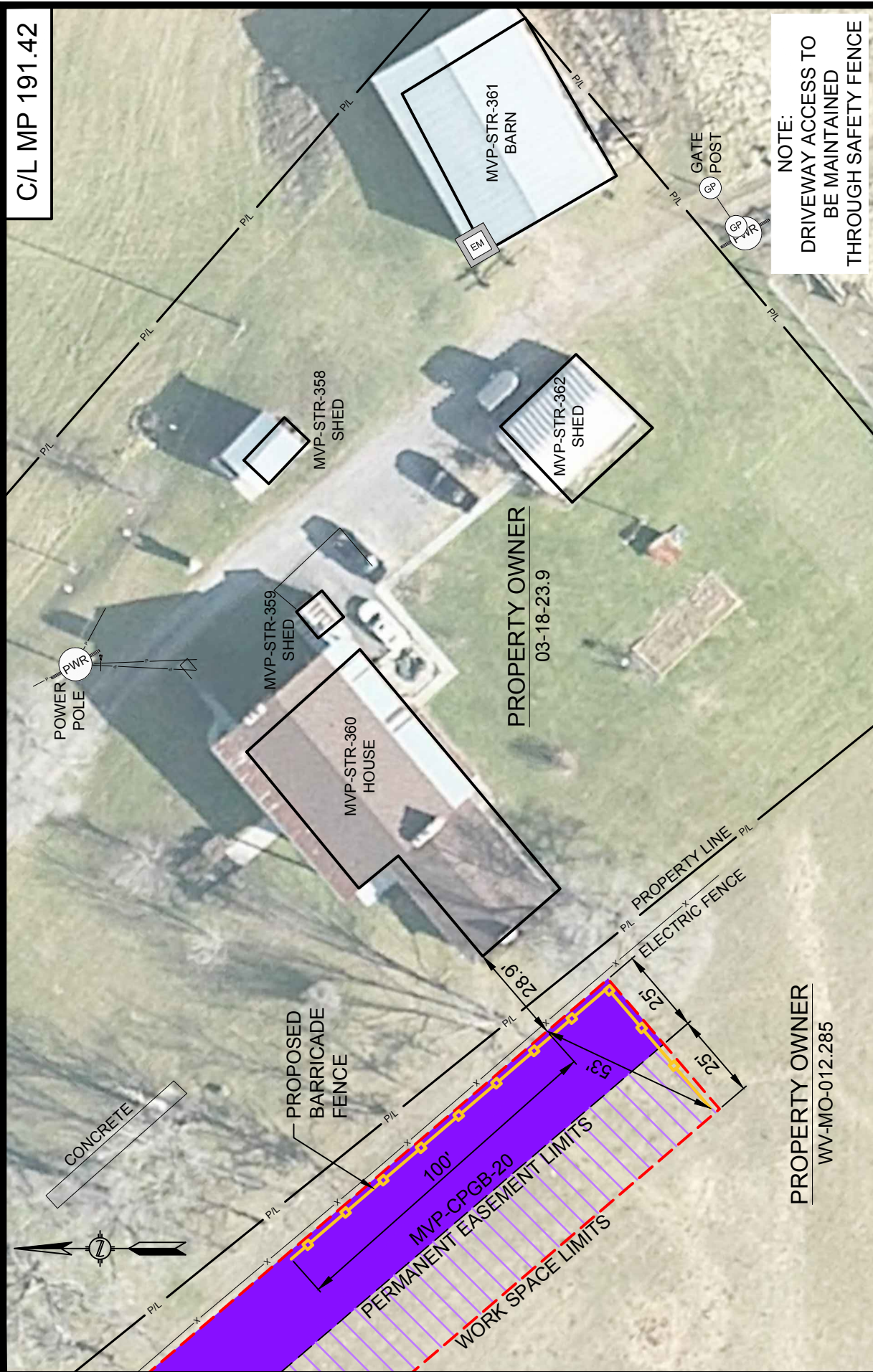
220 Hoover Boulevard, Suite 2
 Holland, Michigan 49423-3766
 T 616-392-5938 F 616-392-2116

26565 Evergreen Rd, Suite 430
 Southfield, Michigan 48076
 T 248-827-7322 F 248-827-7549

www.hollandengineering.com

HEI PROJECT NO.: 14-10-052

C/L MP 191.42



NOTE:
DRIVEWAY ACCESS TO
BE MAINTAINED
THROUGH SAFETY FENCE

DRAWN BY: HEI(SRD)	10/14/16
DRAFTING CK:	
ENVIRONMENTAL CK:	
ENGINEERING CK:	
ALIGN. SHEET: PA-MOWV-H600-19	
DRAWING NO.:	RSS-H600-206
SCALE: 1" = 40'	REV. 0
DATE OF PLOT: 10/10/2016 2:50 PM	



CONSTRUCTION DETAILS - RESIDENTIAL SITE SPECIFIC

MOUNTAIN VALLEY PIPELINE PROJECT

PROPOSED H-600 PIPELINE

MONROE COUNTY, WEST VIRGINIA

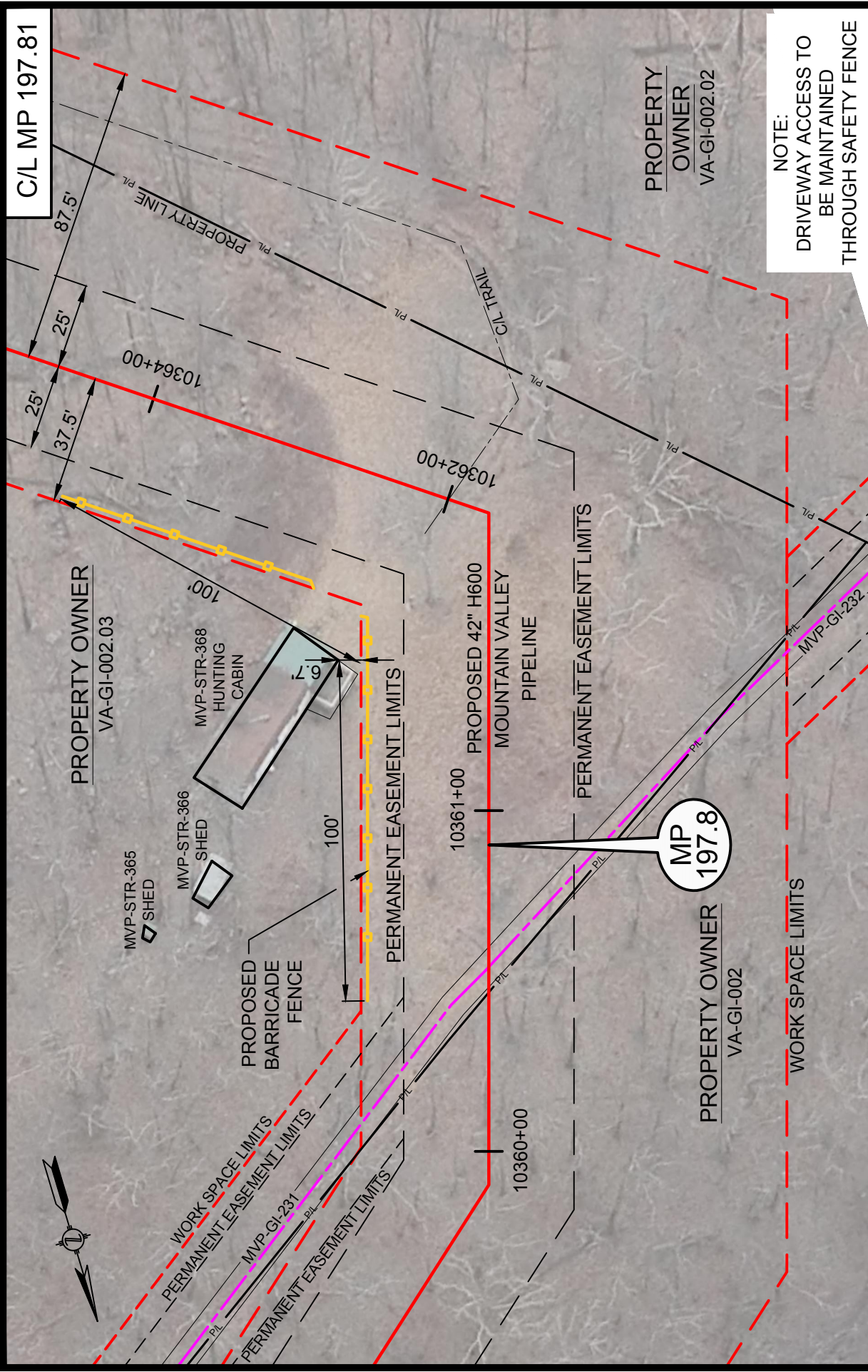
SHEET 1 OF 1



220 Hoover Boulevard, Suite 2
Holland, Michigan 49423-3766
T 616-392-5938 F 616-392-2116
www.hollandengineering.com

26565 Evergreen Rd, Suite 430
Southfield, Michigan 48076
T 248-627-7322 F 248-627-7549

HEI PROJECT NO.: 14-10-052



NOTE:
 DRIVEWAY ACCESS TO
 BE MAINTAINED
 THROUGH SAFETY FENCE

DRAWN BY: HEI(DRF)	10/14/16
DRAFTING CK:	
ENVIRONMENTAL CK:	
ENGINEERING CK:	
ALIGN. SHEET: PA-GIVA-H600-2	
DRAWING NO.:	RSS-H600-015
SCALE: 1" = 40'	REV. 1
DATE OF PLOT: 10/10/2016 2:58 PM	

Mountain Valley PIPELINE

CONSTRUCTION DETAILS - RESIDENTIAL SITE SPECIFIC

MOUNTAIN VALLEY PIPELINE PROJECT
PROPOSED H-600 PIPELINE
GILES COUNTY, VIRGINIA

SHEET 1 OF 1

HOLLAND ENGINEERING

220 Hoover Boulevard, Suite 2
 Holland, Michigan 49423-3766
 T 616-392-5938 F 616-392-2116
 www.hollandengineering.com

26565 Evergreen Rd, Suite 430
 Southfield, Michigan 48076
 T 248-627-7322 F 248-627-7549

HEI PROJECT NO.: 14-10-052

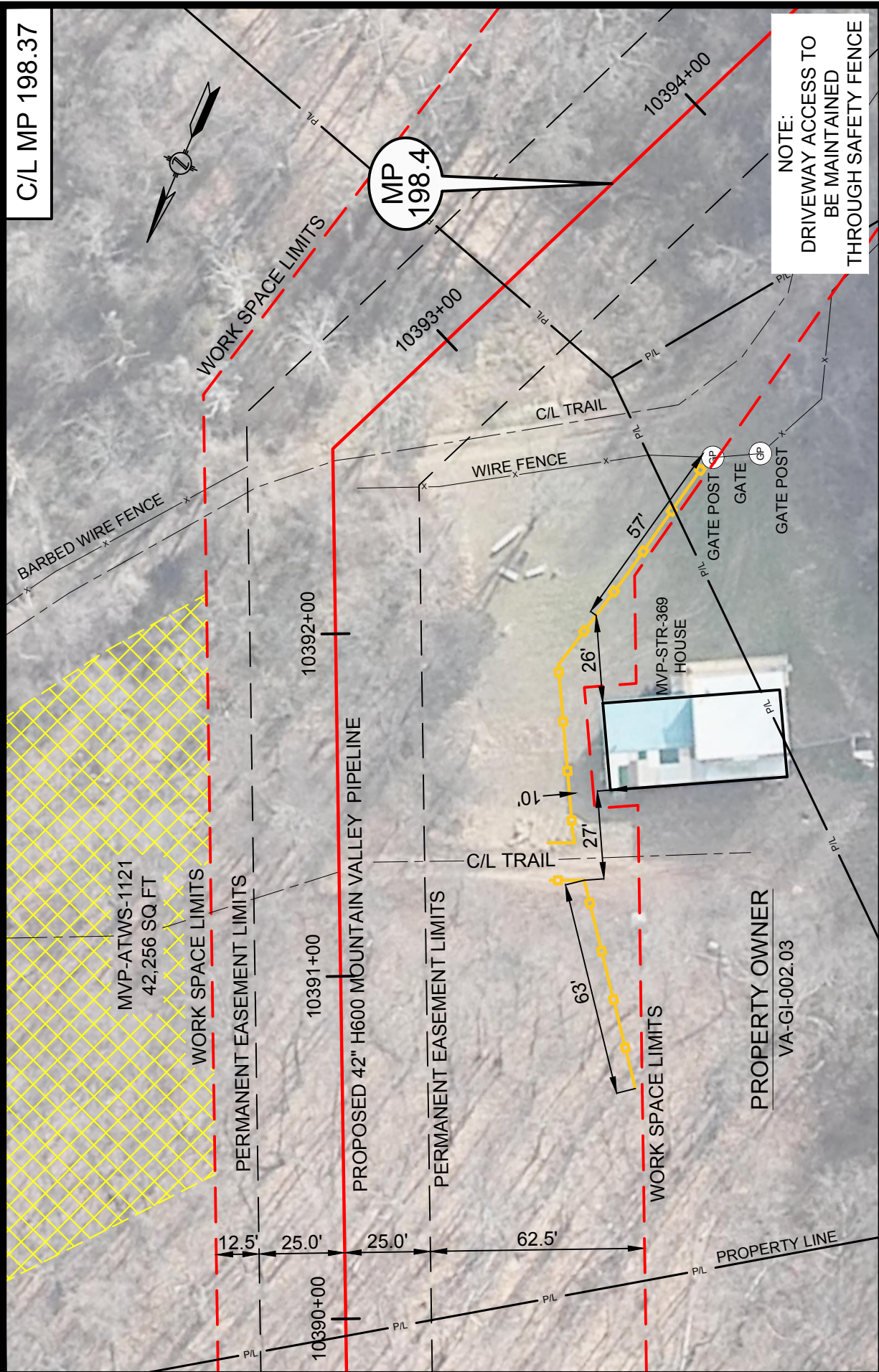
C/L MP 198.37



MP 198.4

NOTE:
DRIVEWAY ACCESS TO
BE MAINTAINED
THROUGH SAFETY FENCE

DRAWN BY: HEI(DRF)	10/14/16
DRAFTING CK:	
ENVIRONMENTAL CK:	
ENGINEERING CK:	
ALIGN. SHEET: PA-GIVA-H600-3	
DRAWING NO.:	RSS-H600-016
SCALE: 1" = 40'	REV. 1
DATE OF PLOT: 10/10/2016 2:59 PM	



Mountain Valley PIPELINE

CONSTRUCTION DETAILS - RESIDENTIAL SITE SPECIFIC

MOUNTAIN VALLEY PIPELINE PROJECT
PROPOSED H-600 PIPELINE
GILES COUNTY, VIRGINIA

SHEET 1 OF 1

HOLLAND ENGINEERING

220 Hoover Boulevard, Suite 2
Holland, Michigan 49423-3766
T 616-392-5938 F 616-392-2116
www.hollandengineering.com

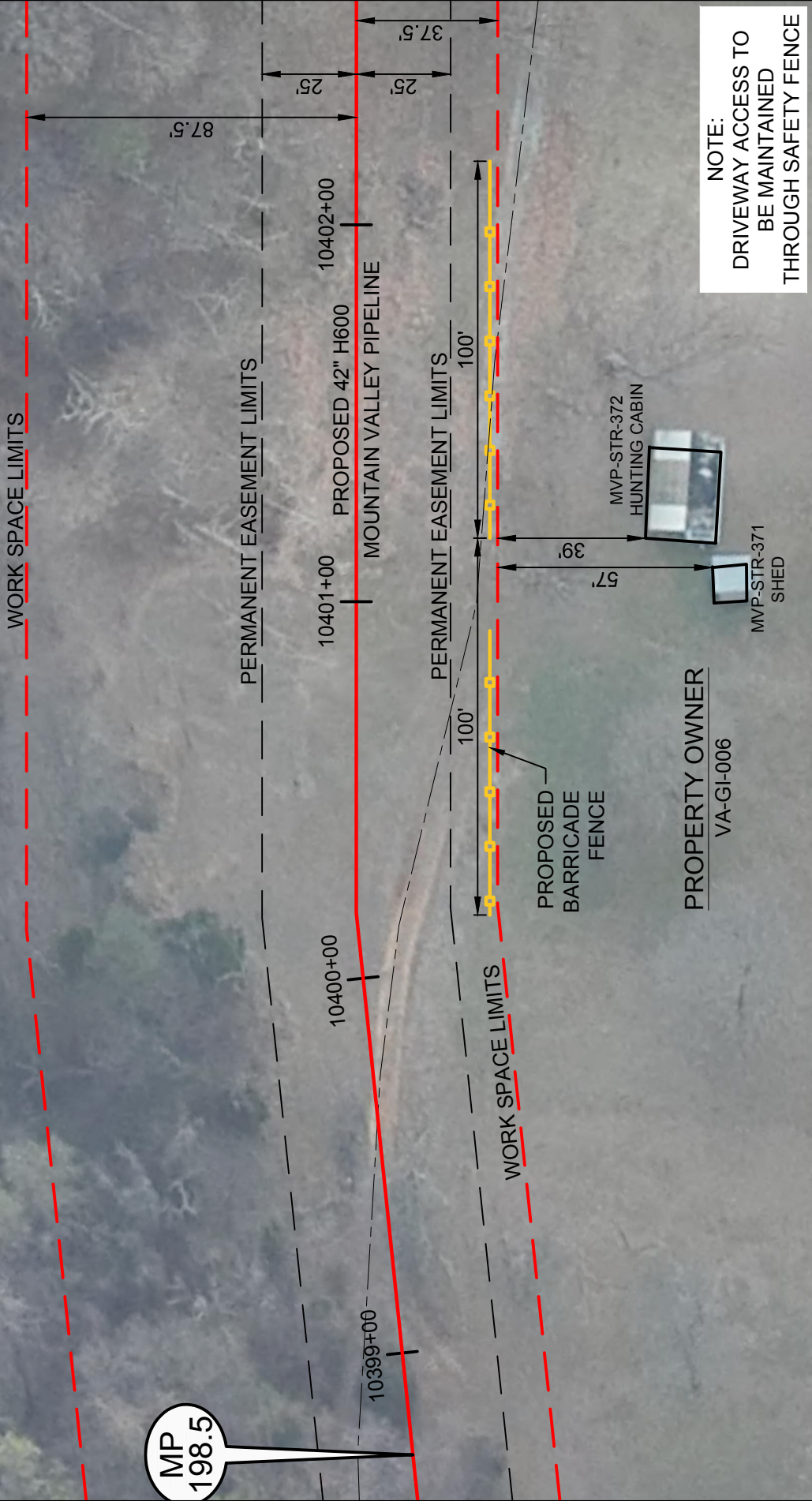
26565 Evergreen Rd, Suite 430
Southfield, Michigan 48076
T 248-827-7322 F 248-827-7549

HEI PROJECT NO.: 14-10-052

C/L MP 198.53



MP 198.5



NOTE:
 DRIVEWAY ACCESS TO
 BE MAINTAINED
 THROUGH SAFETY FENCE

DRAWN BY: HEI(SRD)	10/14/16
DRAFTING CK:	
ENVIRONMENTAL CK:	
ENGINEERING CK:	
ALIGN. SHEET: PA-GIVA-H600-04	
DRAWING NO.:	RSS-H600-133
SCALE: 1" = 40'	REV. 0
DATE OF PLOT: 10/10/2016 2:59 PM	



CONSTRUCTION DETAILS - RESIDENTIAL SITE SPECIFIC

MOUNTAIN VALLEY PIPELINE PROJECT
PROPOSED H-600 PIPELINE
GILES COUNTY, VIRGINIA

SHEET 1 OF 1

HOLLAND
ENGINEERING

220 Hoover Boulevard, Suite 2
 Holland, Michigan 49423-3766
 T 616-392-5938 F 616-392-2116

26565 Evergreen Rd, Suite 430
 Southfield, Michigan 48076
 T 248-827-7322 F 248-827-7549

www.hollandengineering.com

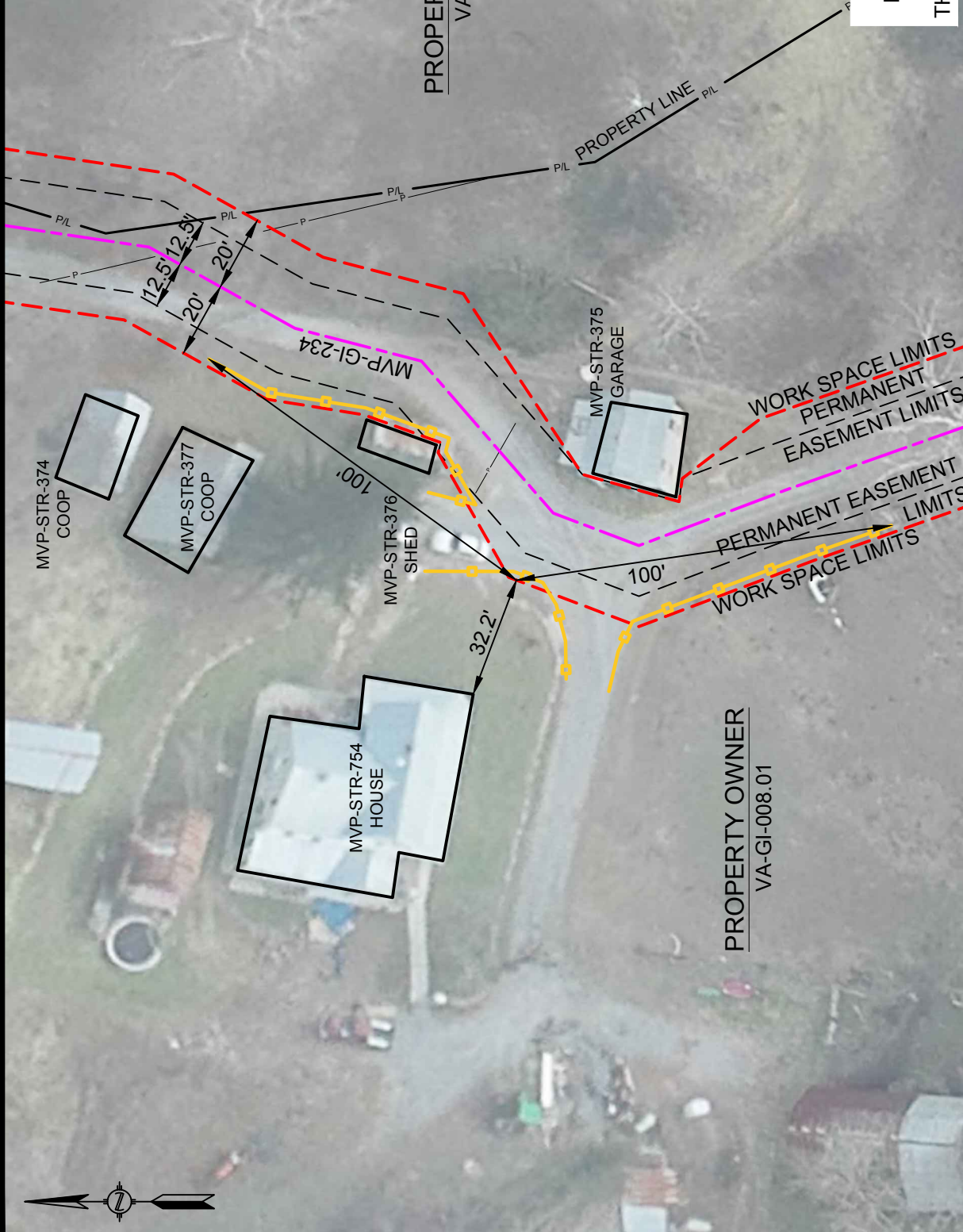
HEI PROJECT NO.: 14-10-052

C/L MP 198.94

PROPERTY OWNER
VA-GI-009

NOTE:
DRIVEWAY ACCESS TO
BE MAINTAINED
THROUGH SAFETY FENCE

DRAWN BY: HEI(SRD)	10/14/16
DRAFTING CK:	
ENVIRONMENTAL CK:	
ENGINEERING CK:	
DETAIL SHEET: MVP-QDAR-H600-80	
DRAWING NO.:	RSS-H600-187
SCALE: 1" = 40'	REV. 0
DATE OF PLOT: 10/10/2016 3:00 PM	



PROPERTY OWNER
VA-GI-008.01



CONSTRUCTION DETAILS - RESIDENTIAL SITE SPECIFIC

MOUNTAIN VALLEY PIPELINE PROJECT

PROPOSED H-600 PIPELINE

GILES COUNTY, VIRGINIA

SHEET 1 OF 1

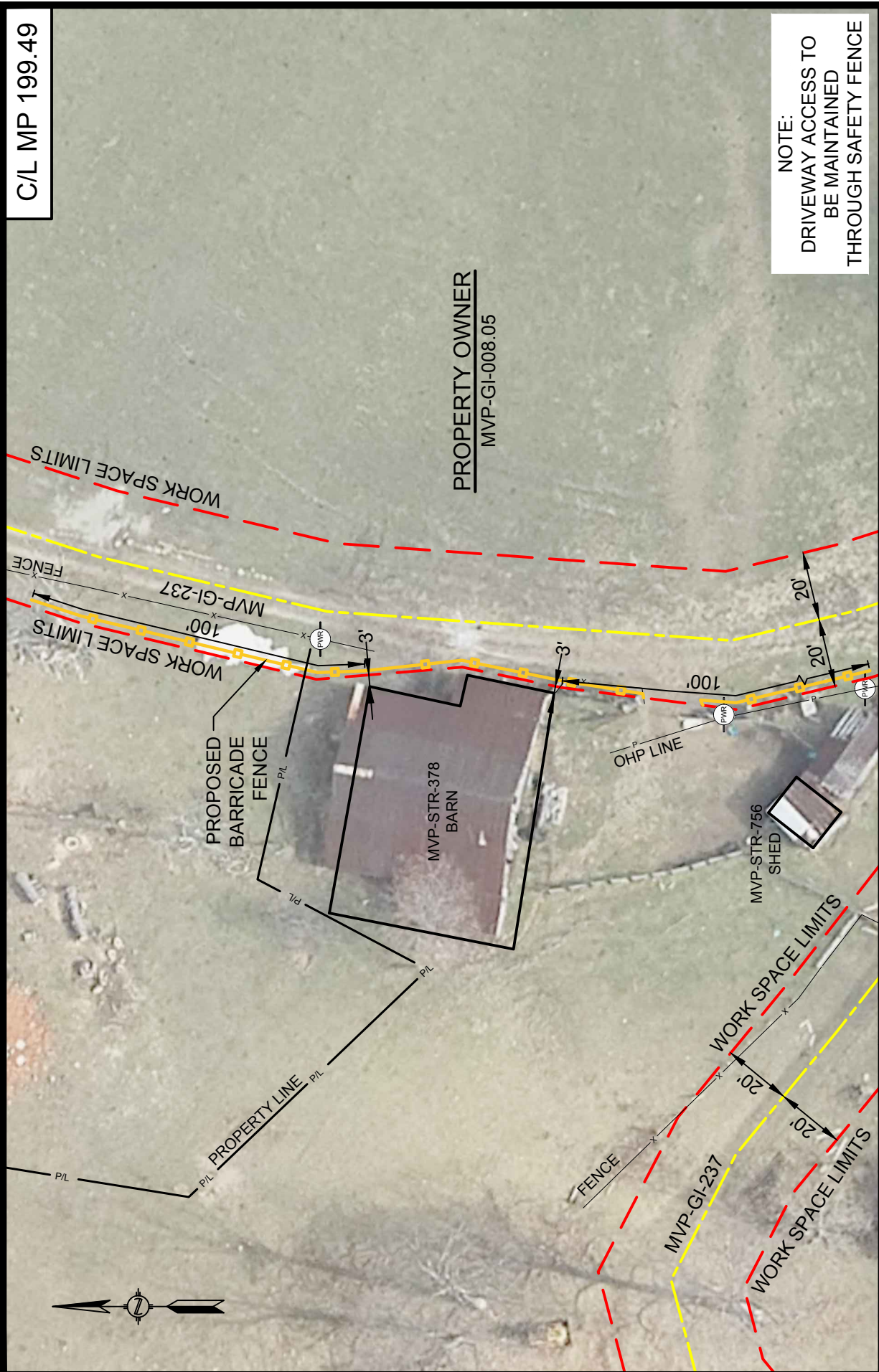
HOLLAND
ENGINEERING

220 Hoover Boulevard, Suite 2
Holland, Michigan 49423-3766
T 616-392-5938 F 616-392-2116

www.hollandengineering.com

HEI PROJECT NO.: 14-10-052

C/L MP 199.49



NOTE:
 DRIVEWAY ACCESS TO
 BE MAINTAINED
 THROUGH SAFETY FENCE

DRAWN BY: HEI(DRF)	10/14/16
DRAFTING CK:	
ENVIRONMENTAL CK:	
ENGINEERING CK:	
ALIGN. SHEET: PA-GIVA-H600-04	
DRAWING NO.:	
RSS-H600-076	
SCALE: 1" = 40'	REV. 1
DATE OF PLOT: 10/10/2016 3:01 PM	

Mountain Valley
 PIPELINE

CONSTRUCTION DETAILS - RESIDENTIAL SITE SPECIFIC

MOUNTAIN VALLEY PIPELINE PROJECT
PROPOSED H-600 PIPELINE
GILES COUNTY, VIRGINIA

SHEET 1 OF 1

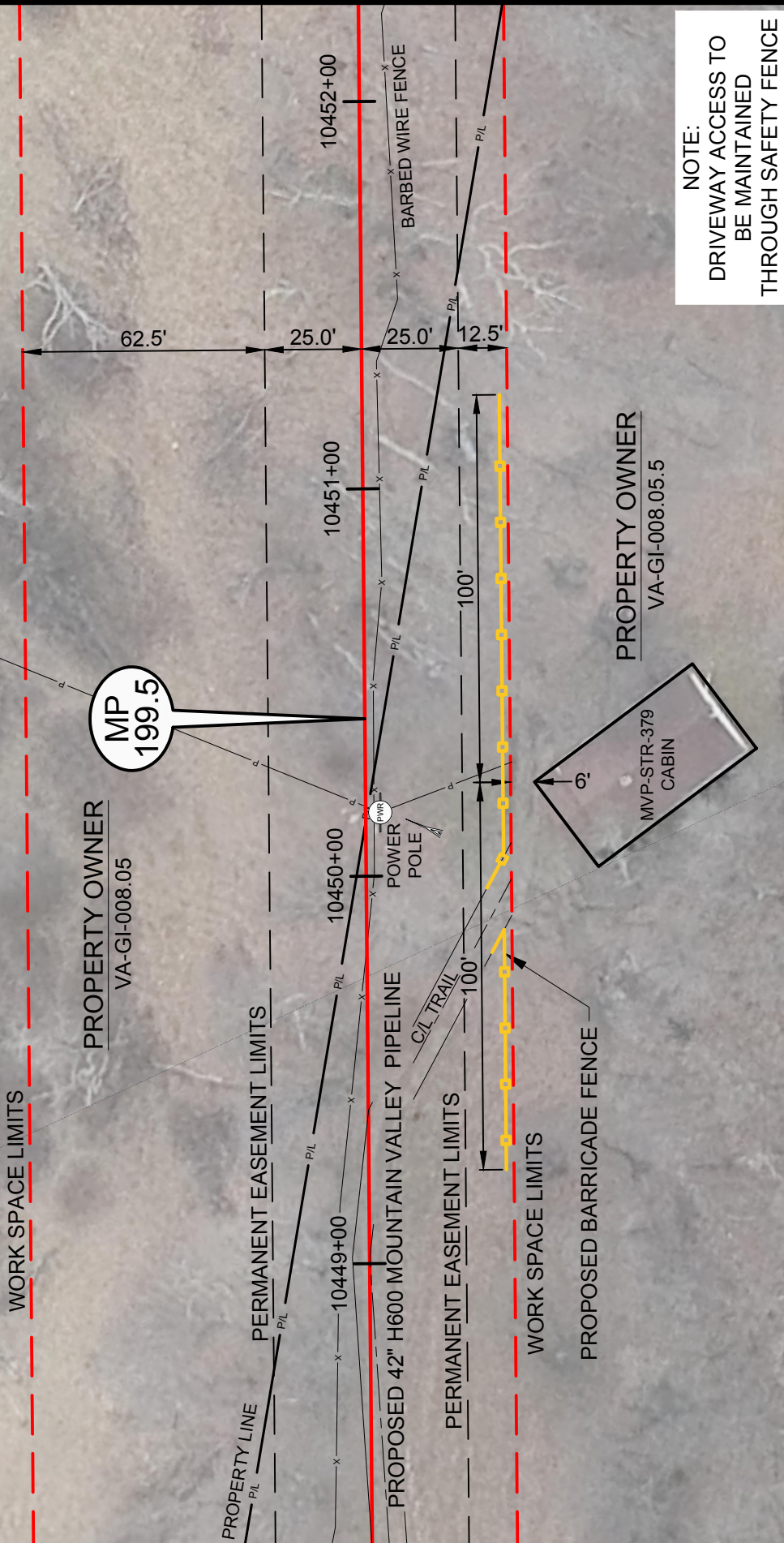
HOLLAND
 ENGINEERING

220 Hoover Boulevard, Suite 2
 Holland, Michigan 49423-3766
 T 616-392-5938 F 616-392-2116
 www.hollandengineering.com

26565 Evergreen Rd, Suite 430
 Southfield, Michigan 48076
 T 248-827-7322 F 248-827-7549

HEI PROJECT NO.: 14-10-052

C/L MP 199.50




NOTE:
 DRIVEWAY ACCESS TO
 BE MAINTAINED
 THROUGH SAFETY FENCE

DRAWN BY: HEI(DRF)	10/14/16
DRAFTING CK:	
ENVIRONMENTAL CK:	
ENGINEERING CK:	
ALIGN. SHEET: PA-GIVA-H600-4	
DRAWING NO.:	RSS-H600-017
SCALE: 1" = 40'	REV. 1
DATE OF PLOT: 10/10/2016 3:01 PM	

PROPERTY OWNER
 VA-GI-008.05

PROPERTY OWNER
 VA-GI-008.05.5



CONSTRUCTION DETAILS - RESIDENTIAL SITE SPECIFIC

MOUNTAIN VALLEY PIPELINE PROJECT
 PROPOSED H-600 PIPELINE
 GILES COUNTY, VIRGINIA

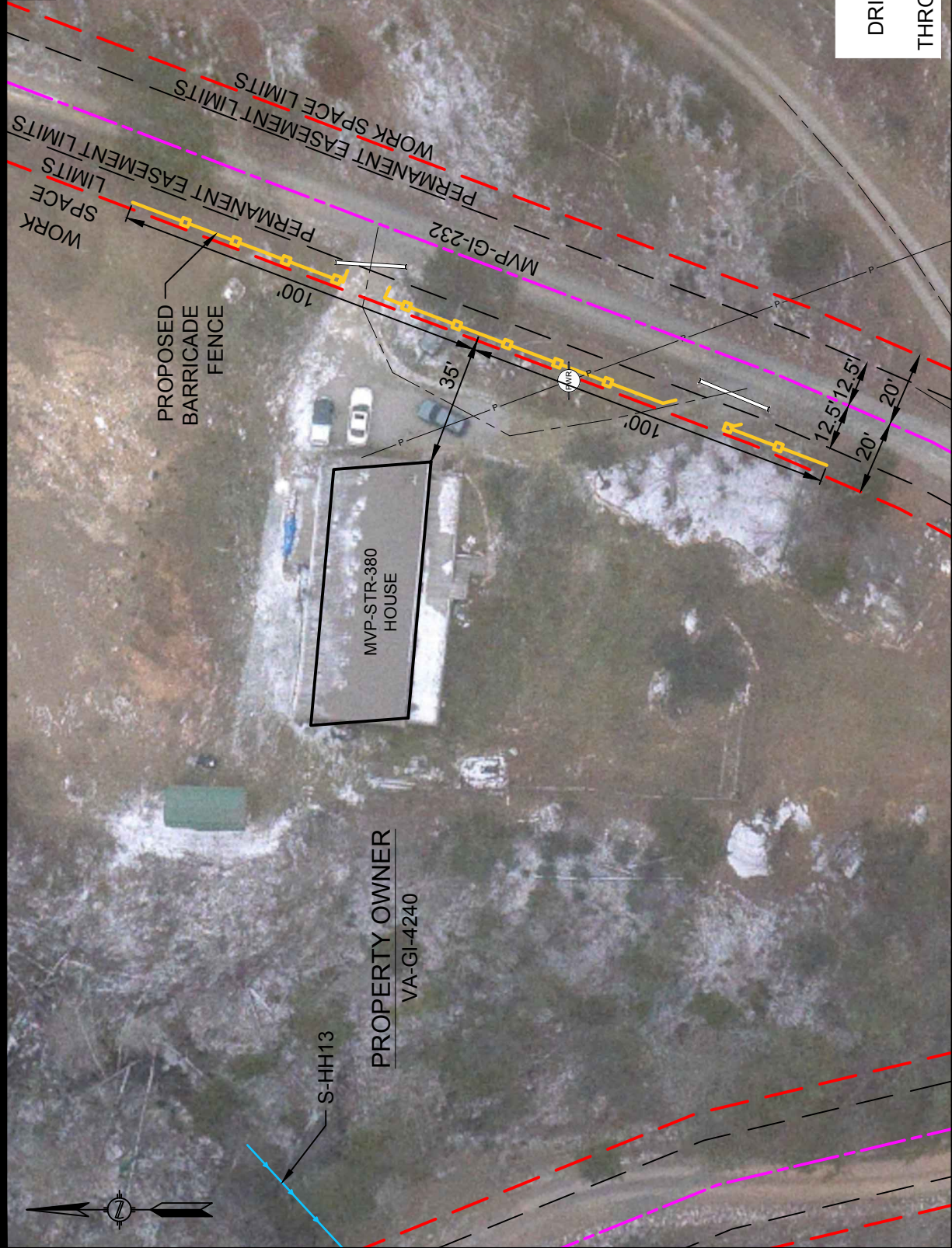
HOLLAND ENGINEERING

220 Hoover Boulevard, Suite 2
 Holland, Michigan 49423-3766
 T 616-392-5958 F 616-392-2116
 www.hollandengineering.com

HEI PROJECT NO.: 14-10-052

SHEET 1 OF 1

C/L MP 199.78



NOTE:
 DRIVEWAY ACCESS TO
 BE MAINTAINED
 THROUGH SAFETY FENCE

DRAWN BY: HEI(SRD)	10/14/16
DRAFTING CK:	
ENVIRONMENTAL CK:	
ENGINEERING CK:	
DETAIL SHEET: MVP-QDAR-H600-76	
DRAWING NO.:	
RSS-H600-132	
SCALE: 1" = 40'	REV. 0
DATE OF PLOT: 10/10/2016 3:02 PM	



CONSTRUCTION DETAILS - RESIDENTIAL SITE SPECIFIC

MOUNTAIN VALLEY PIPELINE PROJECT

PROPOSED H-600 PIPELINE

GILES COUNTY, VIRGINIA

SHEET 1 OF 1

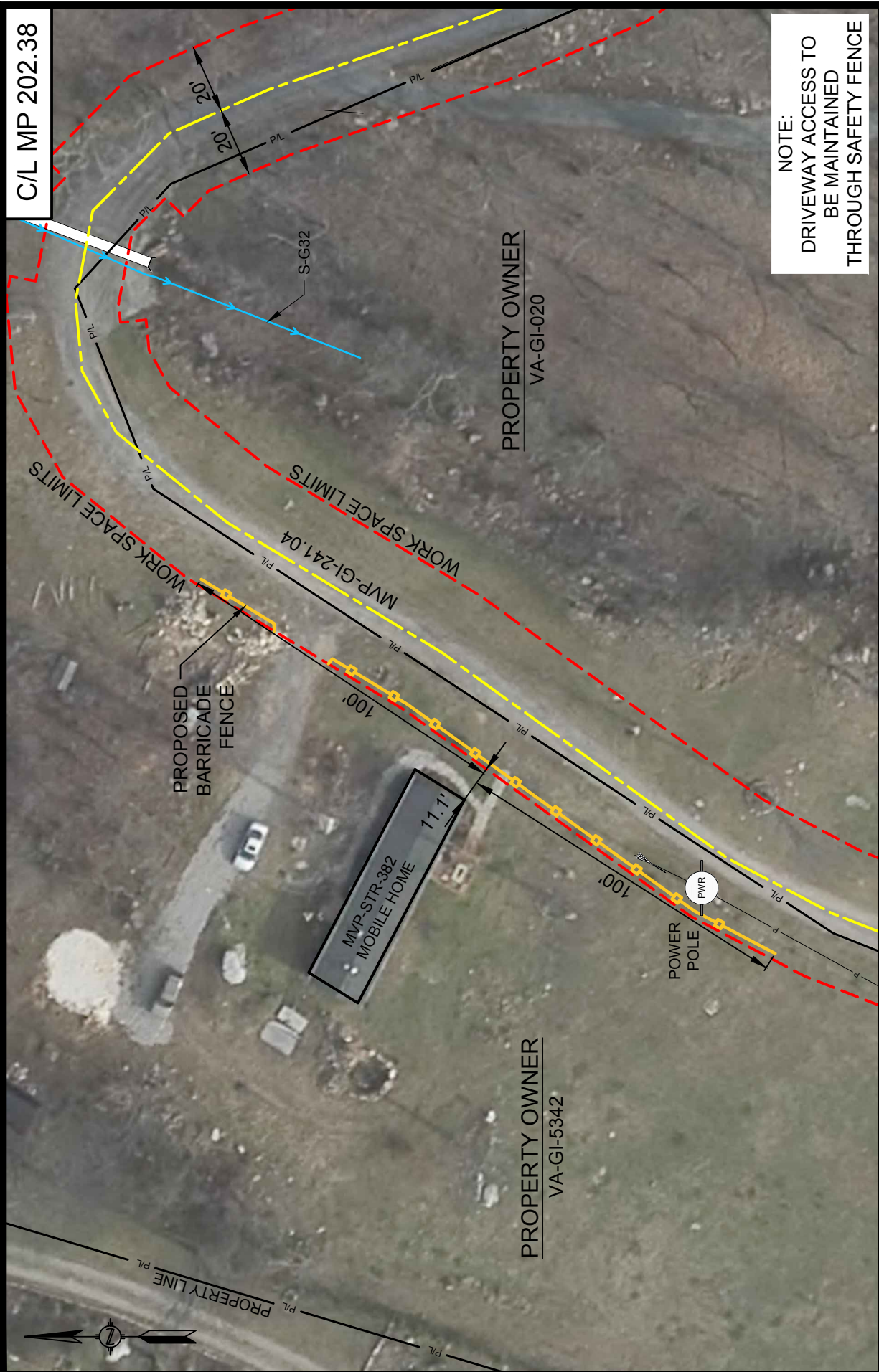


220 Hoover Boulevard, Suite 2
 Holland, Michigan 49423-3766
 T 616-392-5938 F 616-392-2116

26565 Evergreen Rd, Suite 430
 Southfield, Michigan 48076
 T 248-827-7322 F 248-827-7549

www.hollandengineering.com

HEI PROJECT NO.: 14-10-052



C/L MP 202.38

NOTE:
 DRIVEWAY ACCESS TO
 BE MAINTAINED
 THROUGH SAFETY FENCE

DRAWN BY: HEI(SRD)	10/14/16
DRAFTING CK:	
ENVIRONMENTAL CK:	
ENGINEERING CK:	
ALIGN. SHEET: PA-GIVA-H600-08	
DRAWING NO.:	RSS-H600-208
SCALE: 1" = 40'	REV. 0
DATE OF PLOT: 10/10/2016 3:03 PM	

PROPERTY OWNER
 VA-GI-020

PROPERTY OWNER
 VA-GI-5342



CONSTRUCTION DETAILS - RESIDENTIAL SITE SPECIFIC
 MOUNTAIN VALLEY PIPELINE PROJECT
 PROPOSED H-600 PIPELINE
 GILES COUNTY, VIRGINIA

SHEET 1 OF 1

HOLLAND
 ENGINEERING

220 Hoover Boulevard, Suite 2
 Holland, Michigan 49423-3766
 T 616-392-5938 F 616-392-2116

26565 Evergreen Rd, Suite 430
 Southfield, Michigan 48076
 T 248-827-7322 F 248-827-7549

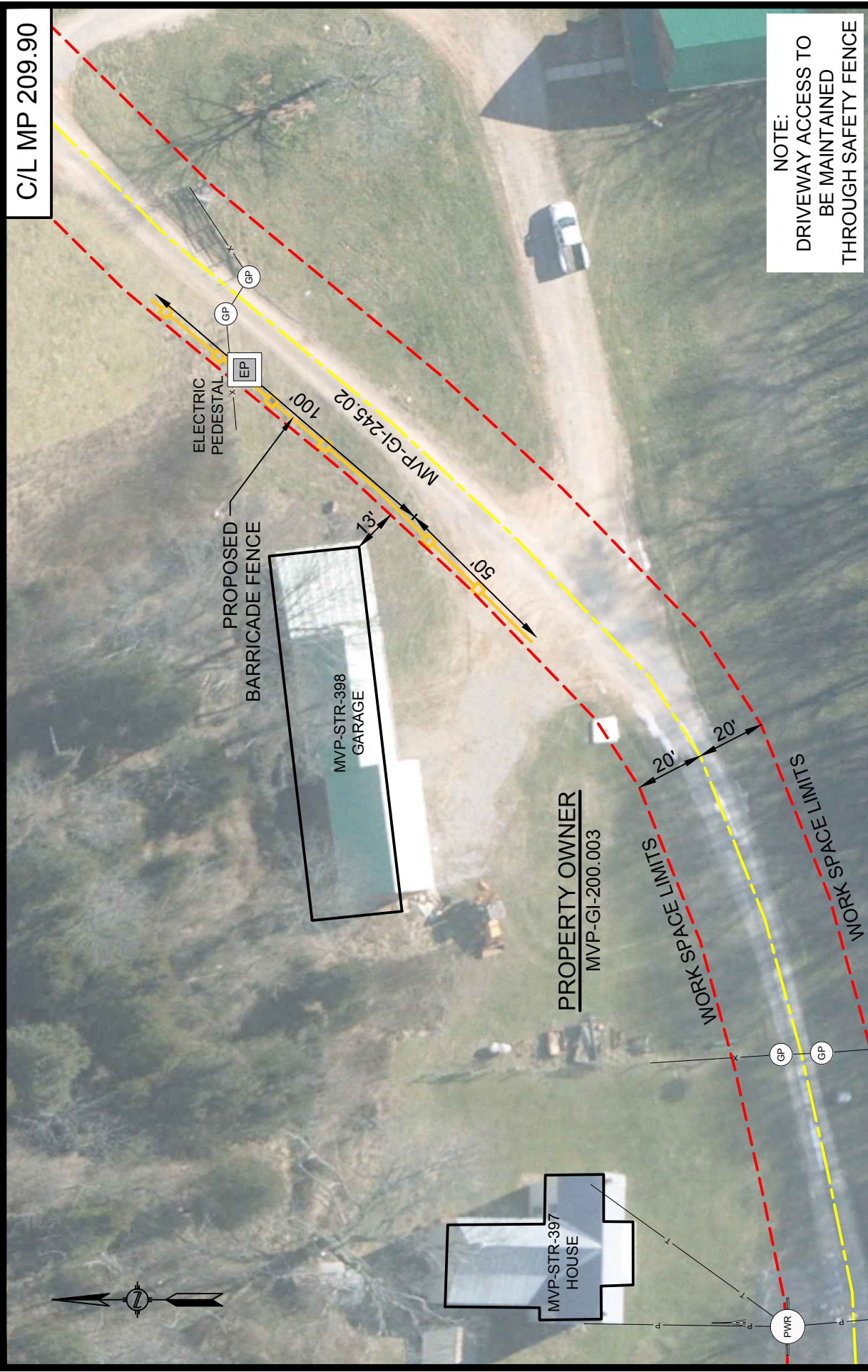
www.hollandengineering.com

HEI PROJECT NO.: 14-10-052

C/L MP 209.90

NOTE:
DRIVEWAY ACCESS TO
BE MAINTAINED
THROUGH SAFETY FENCE

DRAWN BY: HEI(DRF)	10/14/16
DRAFTING CK:	
ENVIRONMENTAL CK:	
ENGINEERING CK:	
DETAIL SHEET: MVP-QDAR-H600-83	
DRAWING NO.:	RSS-H600-077
SCALE: 1" = 40'	REV. 1
DATE OF PLOT: 10/10/2016 3:04 PM	



Mountain Valley
PIPELINE

CONSTRUCTION DETAILS - RESIDENTIAL SITE SPECIFIC

MOUNTAIN VALLEY PIPELINE PROJECT
PROPOSED H-600 PIPELINE
GILES COUNTY, VIRGINIA

SHEET 1 OF 1

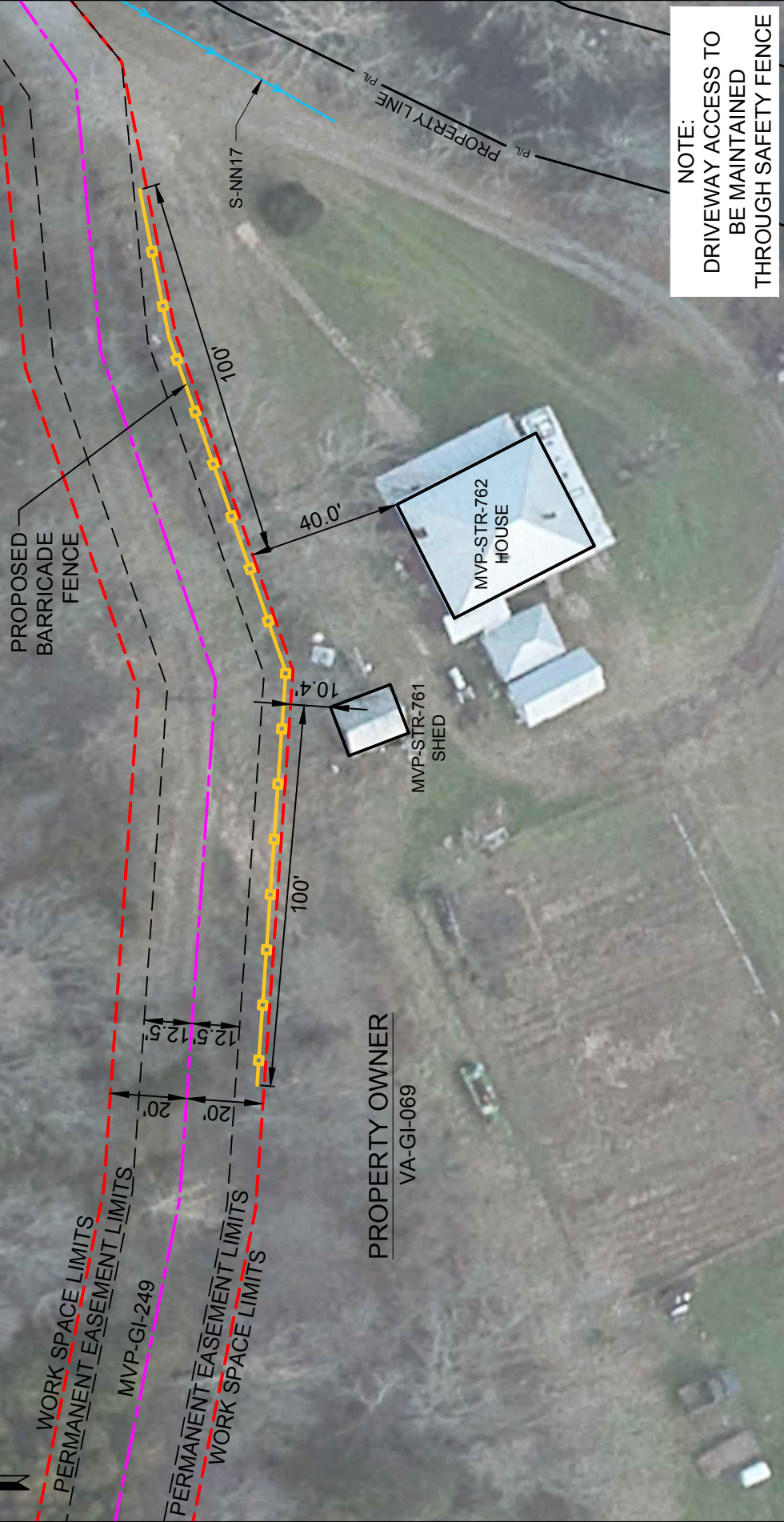
HOLLAND
ENGINEERING

220 Hoover Boulevard, Suite 2
Holland, Michigan 49423-3766
T 616-392-5938 F 616-392-2116
www.hollandengineering.com

26565 Evergreen Rd, Suite 430
Southfield, Michigan 48076
T 248-827-7322 F 248-827-7549

HEI PROJECT NO.: 14-10-052

C/L MP 210.97



NOTE:
 DRIVEWAY ACCESS TO
 BE MAINTAINED
 THROUGH SAFETY FENCE

DRAWN BY: HEI(SRD)	10/14/16
DRAFTING CK:	
ENVIRONMENTAL CK:	
ENGINEERING CK:	
ALIGN. SHEET: PA-GIVA-H600-16	
DRAWING NO.:	RSS-H600-188
SCALE: 1" = 40'	REV. 0
DATE OF PLOT: 10/10/2016 3:05 PM	



CONSTRUCTION DETAILS - RESIDENTIAL SITE SPECIFIC
MOUNTAIN VALLEY PIPELINE PROJECT
PROPOSED H-600 PIPELINE
GILES COUNTY, VIRGINIA

HOLLAND
ENGINEERING

220 Hoover Boulevard, Suite 2
 Holland, Michigan 49423-3766
 T 616-392-5938 F 616-392-2116

26565 Evergreen Rd, Suite 430
 Southfield, Michigan 48076
 T 248-827-7322 F 248-827-7549

www.hollandengineering.com

HEI PROJECT NO.: 14-10-052

SHEET 1 OF 1

C/L MP 211.95

WORK SPACE LIMITS

PERMANENT EASEMENT LIMITS

11099+00

11100+00

11101+00

PROPOSED 42" H600
MOUNTAIN VALLEY PIPELINE

PERMANENT EASEMENT LIMITS

WORK SPACE LIMITS

100'

100'

MP
211.95

PROPOSED
BARRICADE
FENCE

38.4'

PROPERTY OWNER
VA-GI-200.015

MVP-STR-406
HOUSE

NOTE:
DRIVEWAY ACCESS TO
BE MAINTAINED
THROUGH SAFETY FENCE

DRAWN BY: HEI(SRD)	10/14/16
DRAFTING CK:	
ENVIRONMENTAL CK:	
ENGINEERING CK:	
ALIGN. SHEET: PA-GIVA-H600-17	
DRAWING NO.:	
RSS-H600-135	
SCALE: 1" = 40'	REV. 0
DATE OF PLOT: 10/10/2016 3:06 PM	



Mountain Valley
PIPELINE

CONSTRUCTION DETAILS - RESIDENTIAL SITE SPECIFIC

MOUNTAIN VALLEY PIPELINE PROJECT
PROPOSED H-600 PIPELINE
GILES COUNTY, VIRGINIA

HOLLAND
ENGINEERING

220 Hoover Boulevard, Suite 2
Holland, Michigan 49423-3766
T 616-392-5938 F 616-392-2116
www.hollandengineering.com

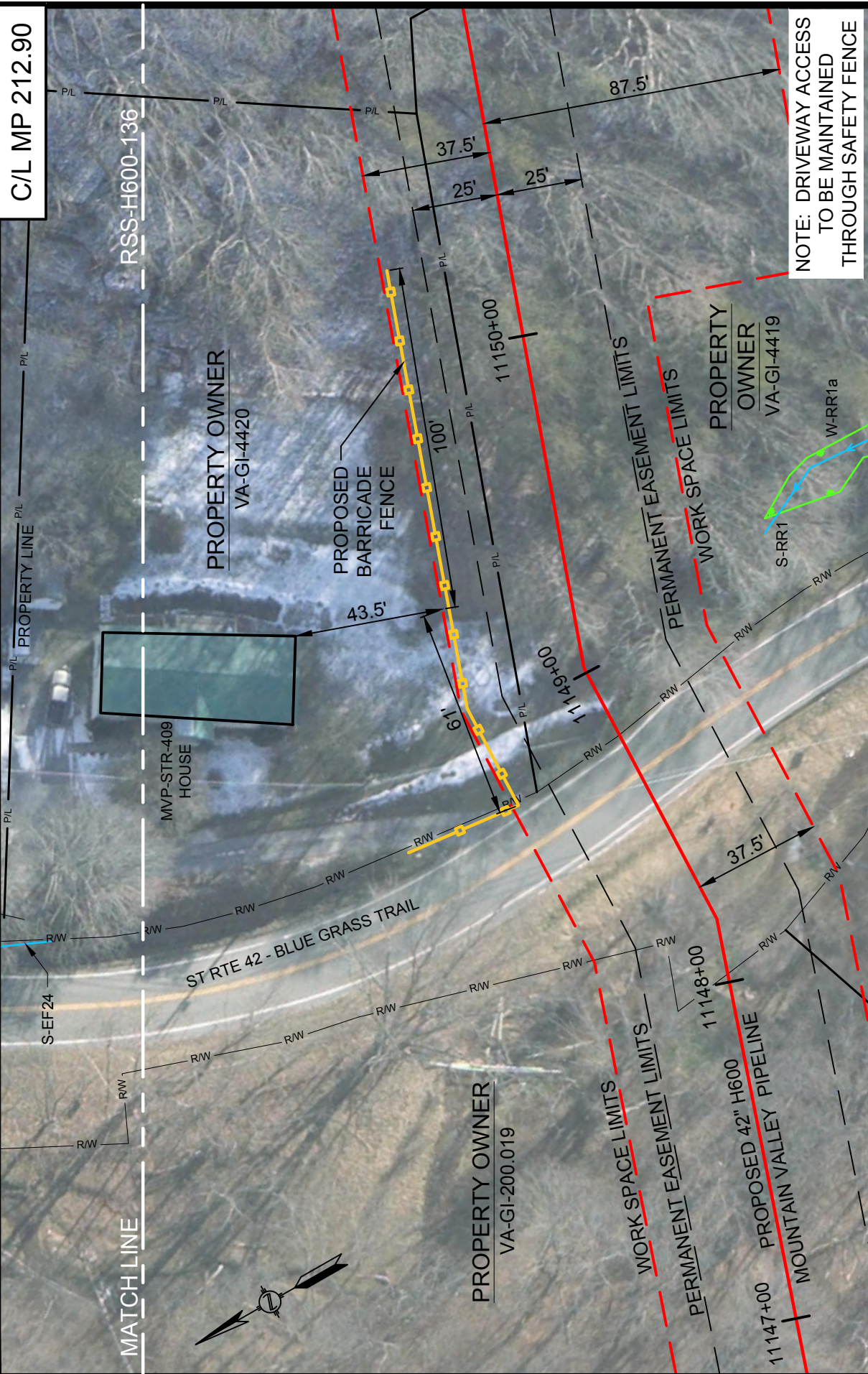
26565 Evergreen Rd, Suite 430
Southfield, Michigan 48076
T 248-827-7322 F 248-827-7549

HEI PROJECT NO.: 14-10-052

SHEET 1 OF 1

C/L MP 212.90

RSS-H600-136



NOTE: DRIVEWAY ACCESS
TO BE MAINTAINED
THROUGH SAFETY FENCE

DRAWN BY: HEI(SRD)	10/14/16
DRAFTING CK:	
ENVIRONMENTAL CK:	
ENGINEERING CK:	
ALIGN. SHEET: PA-GIVA-H600-17	
DRAWING NO.:	
RSS-H600-212	
SCALE: 1" = 40'	REV. 0
DATE OF PLOT: 10/10/2016 3:06 PM	



CONSTRUCTION DETAILS - RESIDENTIAL SITE SPECIFIC

MOUNTAIN VALLEY PIPELINE PROJECT

PROPOSED H-600 PIPELINE

GILES COUNTY, VIRGINIA

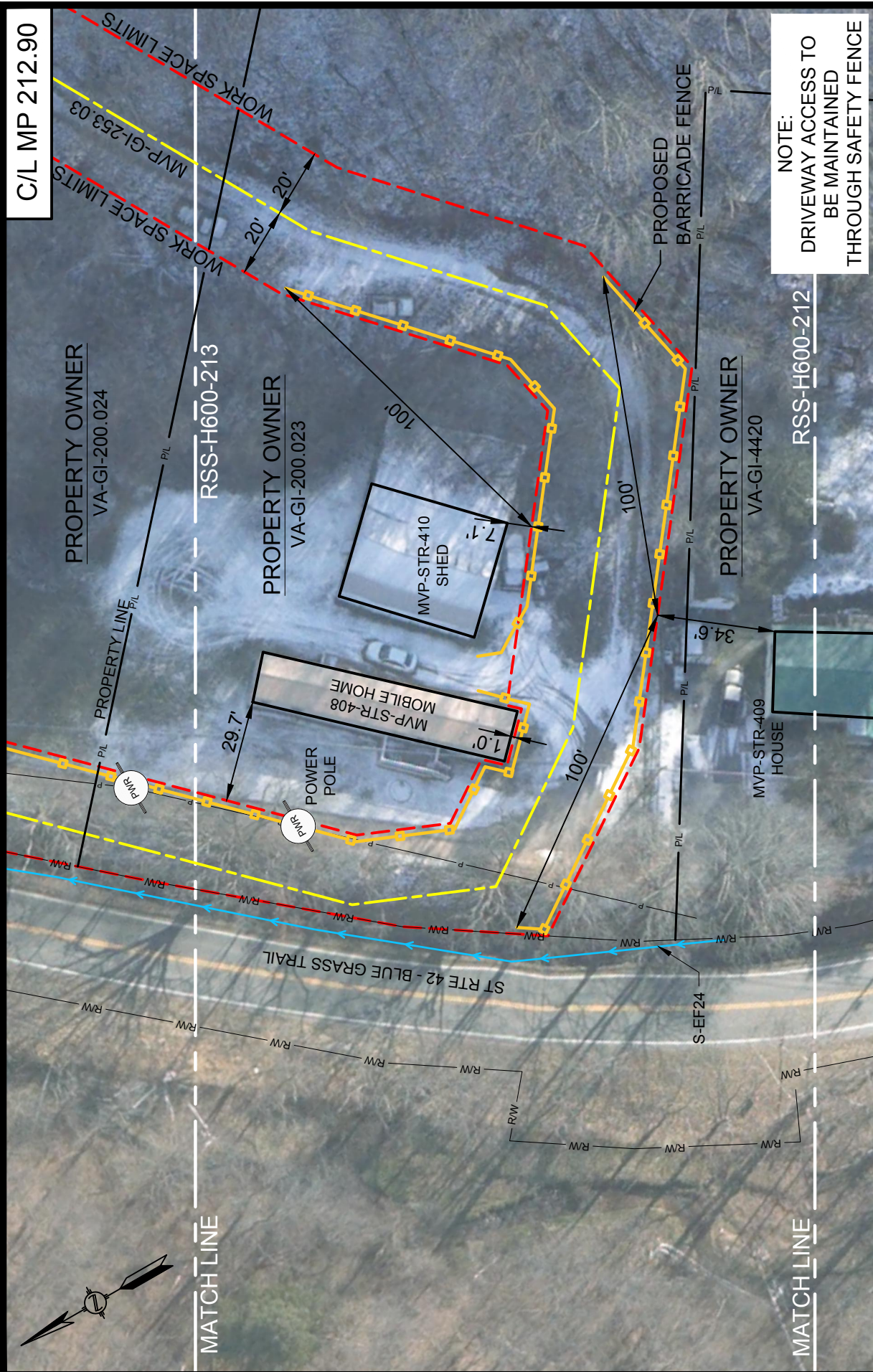
SHEET 1 OF 1



220 Hoover Boulevard, Suite 2
Holland, Michigan 49423-3766
T 616-392-5938 F 616-392-2116
www.hollandengineering.com

26565 Evergreen Rd, Suite 430
Southfield, Michigan 48076
T 248-827-7322 F 248-827-7549

HEI PROJECT NO.: 14-10-052



C/I MP 212.90

NOTE:
 DRIVEWAY ACCESS TO
 BE MAINTAINED
 THROUGH SAFETY FENCE

DRAWN BY: HEI(SRD)	10/14/16
DRAFTING CK:	
ENVIRONMENTAL CK:	
ENGINEERING CK:	
ALIGN. SHEET: PA-GIVA-H600-17	
DRAWING NO.:	RSS-H600-136
SCALE: 1" = 40'	REV. 0
DATE OF PLOT: 10/10/2016 3:07 PM	



CONSTRUCTION DETAILS - RESIDENTIAL SITE SPECIFIC
MOUNTAIN VALLEY PIPELINE PROJECT
PROPOSED H-600 PIPELINE
GILES COUNTY, VIRGINIA

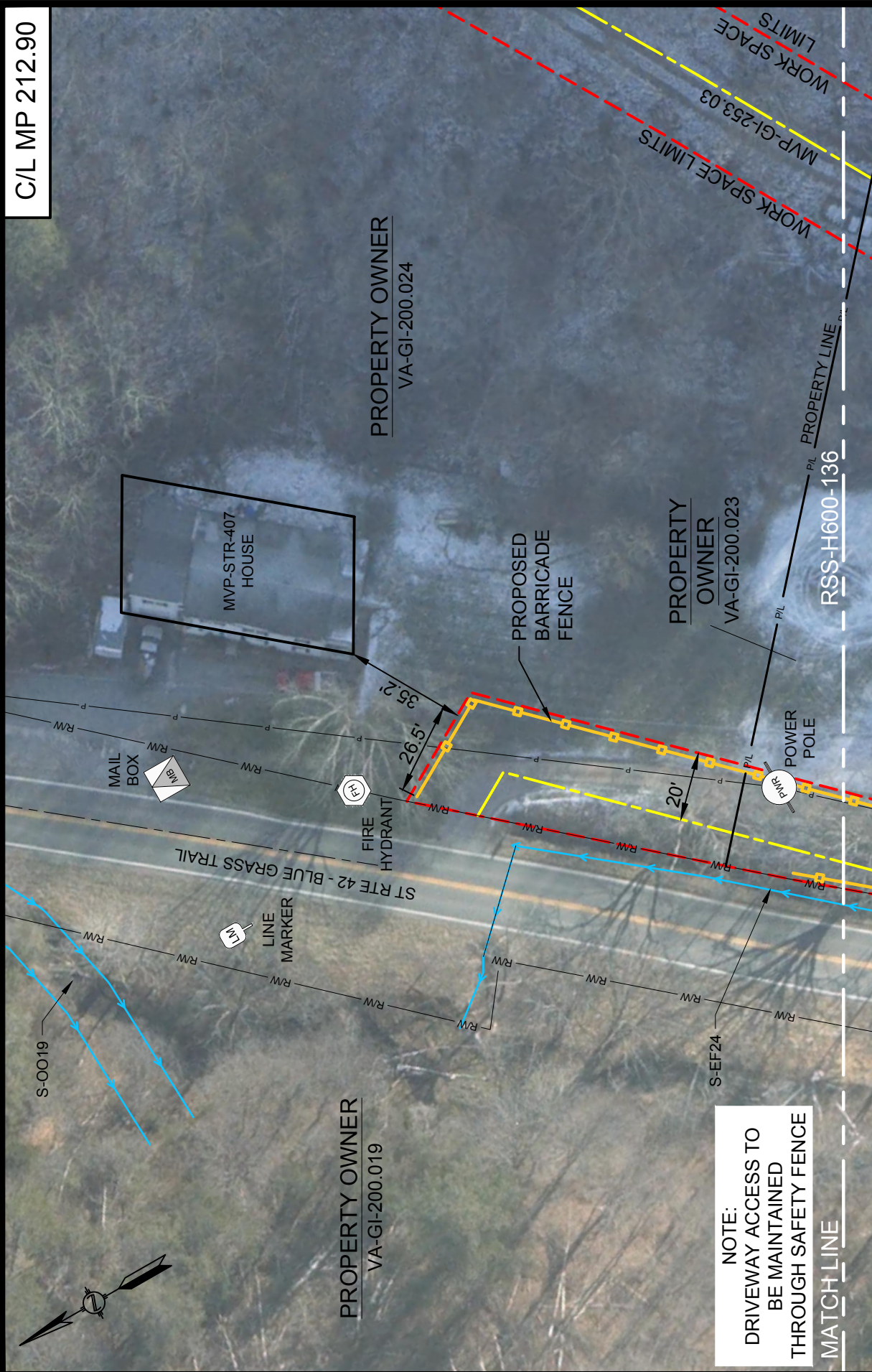
SHEET 1 OF 1



220 Hoover Boulevard, Suite 2
 Holland, Michigan 49423-3766
 T 616-392-5938 F 616-392-2116
 www.hollandengineering.com

HEI PROJECT NO.: 14-10-052

C/L MP 212.90



DRAWN BY: HEI(SRD)	10/14/16
DRAFTING CK:	
ENVIRONMENTAL CK:	
ENGINEERING CK:	
ALIGN. SHEET: PA-GIVA-H600-17	
DRAWING NO.:	
RSS-H600-213	
SCALE: 1" = 40'	REV. 0
DATE OF PLOT: 10/10/2016 3:08 PM	

Mountain Valley
PIPELINE

CONSTRUCTION DETAILS - RESIDENTIAL SITE SPECIFIC

MOUNTAIN VALLEY PIPELINE PROJECT
PROPOSED H-600 PIPELINE
GILES COUNTY, VIRGINIA

SHEET 1 OF 1

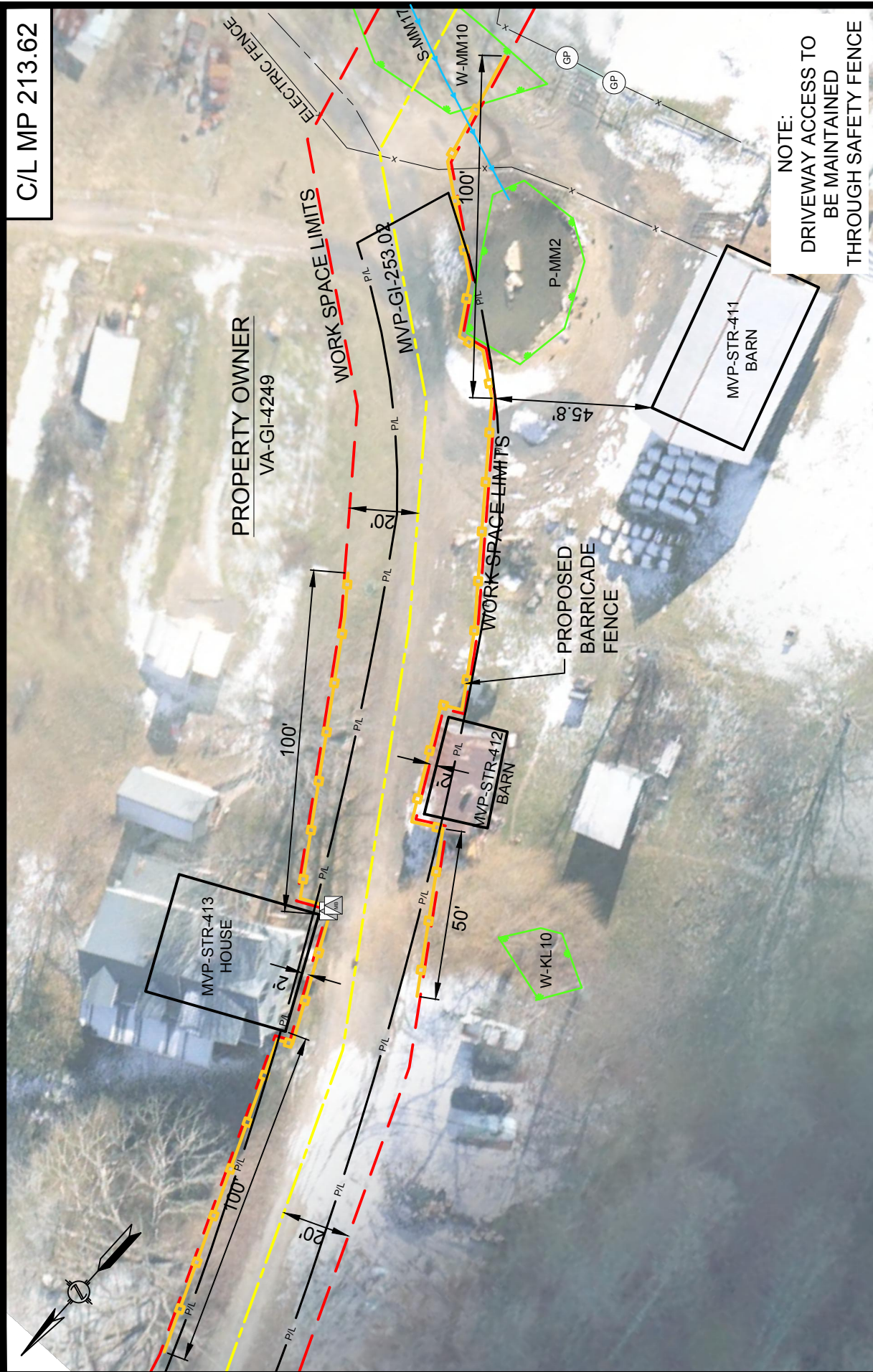
HOLLAND
ENGINEERING

220 Hoover Boulevard, Suite 2
Holland, Michigan 49423-3766
T 616-392-5938 F 616-392-2116
www.hollandengineering.com

26565 Evergreen Rd, Suite 430
Southfield, Michigan 48076
T 248-827-7322 F 248-827-7549

HEI PROJECT NO.: 14-10-052

C/L MP 213.62



NOTE:
 DRIVEWAY ACCESS TO
 BE MAINTAINED
 THROUGH SAFETY FENCE

DRAWN BY: HEI(SRD)	10/14/16
DRAFTING CK:	
ENVIRONMENTAL CK:	
ENGINEERING CK:	
ALIGN. SHEET: PA-GIVA-H600-18	
DRAWING NO.:	RSS-H600-171
SCALE: 1" = 40'	REV. 0
DATE OF PLOT: 10/10/2016 3:09 PM	



CONSTRUCTION DETAILS - RESIDENTIAL SITE SPECIFIC

MOUNTAIN VALLEY PIPELINE PROJECT

PROPOSED H-600 PIPELINE

GILES COUNTY, VIRGINIA

SHEET 1 OF 1

HOLLAND
ENGINEERING

220 Hoover Boulevard, Suite 2
 Holland, Michigan 49423-3766
 T 616-392-5938 F 616-392-2116

26565 Evergreen Rd, Suite 430
 Southfield, Michigan 48076
 T 248-827-7322 F 248-827-7549

www.hollandengineering.com

HEI PROJECT NO.: 14-10-052

C/L MP 216.57



PROPERTY OWNER
VA-GI-200.047

PROPOSED
BARRICADE
FENCE

WORK SPACE LIMITS

MVP-CR-258.01

100'

WORK SPACE LIMITS

COUNTY LINE
P/L PROPERTY LINE

PROPERTY OWNER
VA-GI-200.043

MVP-STR-416
HOUSE

MVP-STR-415
SHED

MVP-STR-417
GARAGE

PROPERTY OWNER
VA-GI-200.045

PROPERTY OWNER
VA-GI-200.044

NOTE:
DRIVEWAY ACCESS TO
BE MAINTAINED
THROUGH SAFETY FENCE

DRAWN BY: HEI(SRD)	10/14/16
DRAFTING CK:	
ENVIRONMENTAL CK:	
ENGINEERING CK:	
ALIGN. SHEET: PA-GIVA-H600-21	
DRAWING NO.:	RSS-H600-137
SCALE: 1" = 40'	REV. 0
DATE OF PLOT: 10/10/2016 3:12 PM	



CONSTRUCTION DETAILS - RESIDENTIAL SITE SPECIFIC

MOUNTAIN VALLEY PIPELINE PROJECT
PROPOSED H-600 PIPELINE
CRAIG / GILES COUNTY, VIRGINIA

SHEET 1 OF 1

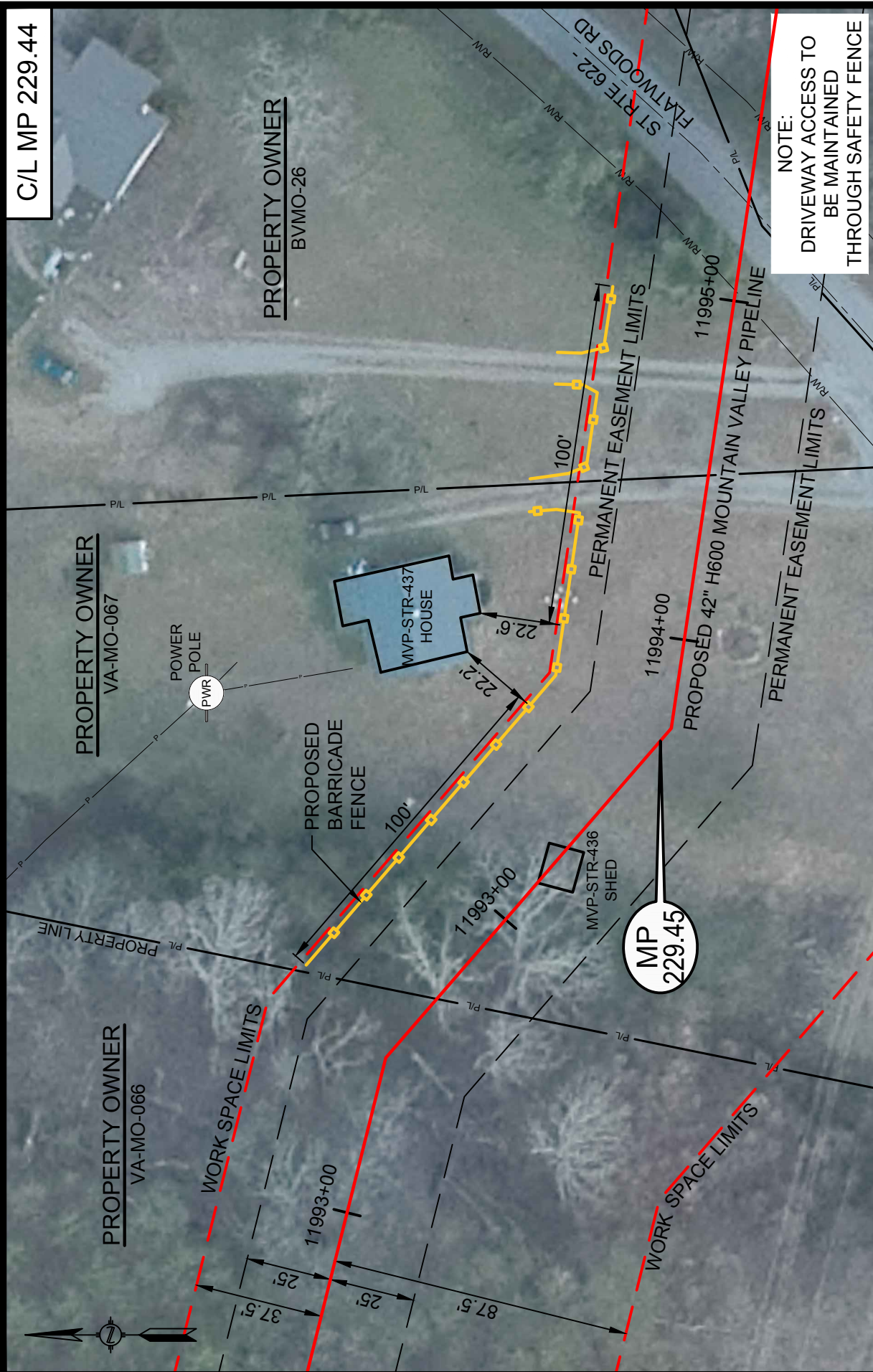
HOLLAND
ENGINEERING

220 Hoover Boulevard, Suite 2
Holland, Michigan 49423-3766
T 616-392-5938 F 616-392-2116

26565 Evergreen Rd, Suite 430
Southfield, Michigan 48076
T 248-827-7322 F 248-827-7549
www.hollandengineering.com

HEI PROJECT NO.: 14-10-052

C/L MP 229.44



NOTE:
 DRIVEWAY ACCESS TO
 BE MAINTAINED
 THROUGH SAFETY FENCE

DRAWN BY: HEI(DRF)	10/14/16
DRAFTING CK:	
ENVIRONMENTAL CK:	
ENGINEERING CK:	
ALIGN. SHEET: PA-MOVA-H600-13	
DRAWING NO.:	
RSS-H600-082	
SCALE: 1" = 40'	REV. 1
DATE OF PLOT: 10/10/2016 3:06 PM	



CONSTRUCTION DETAILS - RESIDENTIAL SITE SPECIFIC

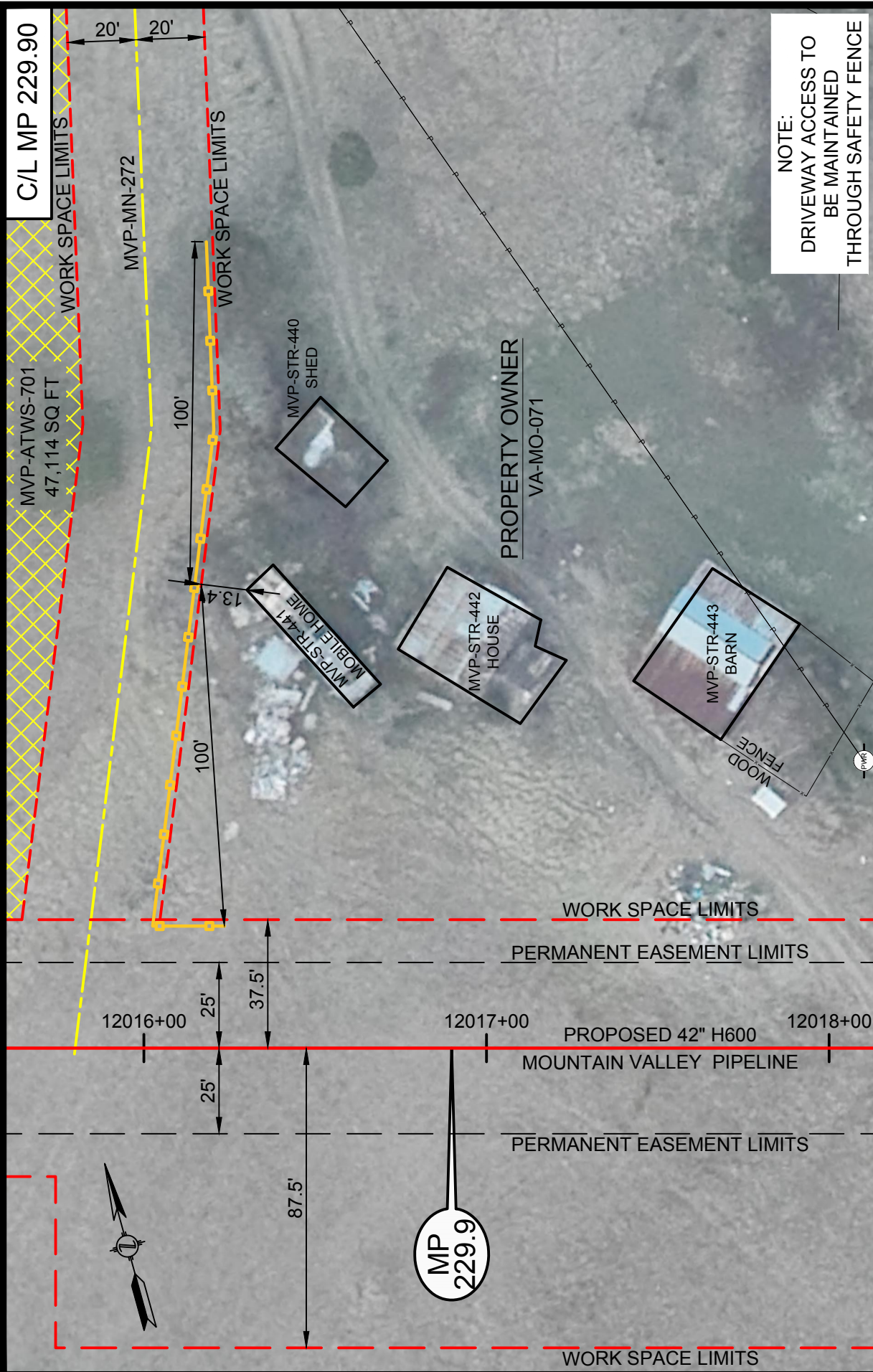
MOUNTAIN VALLEY PIPELINE PROJECT
PROPOSED H-600 PIPELINE
MONTGOMERY COUNTY, VIRGINIA

SHEET 1 OF 1



220 Hoover Boulevard, Suite 2
 Holland, Michigan 49423-3766
 T 616-392-5938 F 616-392-2116
 www.hollandengineering.com

HEI PROJECT NO.: 14-10-052



C/L MP 229.90

MVP-ATWS-701
47,114 SQ FT

12016+00

12017+00

12018+00

MP
229.9

NOTE:
DRIVEWAY ACCESS TO
BE MAINTAINED
THROUGH SAFETY FENCE

DRAWN BY: HEI(DRF)	10/14/16
DRAFTING CK:	
ENVIRONMENTAL CK:	
ENGINEERING CK:	
ALIGN. SHEET: PA-MOVA-H600-14	
DRAWING NO.:	
RSS-H600-018	
SCALE: 1" = 40'	REV. 1
DATE OF PLOT: 10/10/2016 3:06 PM	

Mountain Valley
PIPELINE

CONSTRUCTION DETAILS - RESIDENTIAL SITE SPECIFIC

MOUNTAIN VALLEY PIPELINE PROJECT
PROPOSED H-600 PIPELINE
MONTGOMERY COUNTY, VIRGINIA

SHEET 1 OF 1

HOLLAND
ENGINEERING

220 Hoover Boulevard, Suite 2
Holland, Michigan 49423-3766
T 616-392-5938 F 616-392-2116
www.hollandengineering.com

26565 Evergreen Rd, Suite 430
Southfield, Michigan 48076
T 248-827-7322 F 248-827-7549

HEI PROJECT NO.: 14-10-052

C/L MP 230.72

PROPERTY OWNER
VA-MO-074

PROPOSED BARRICADE FENCE

MVP-STR-444 HOUSE

WORK SPACE LIMITS
PERMANENT EASEMENT LIMITS

12059+00
12060+00
12061+00
12062+00
PROPOSED 42" H600 MOUNTAIN VALLEY PIPELINE

PERMANENT EASEMENT LIMITS

WORK SPACE LIMITS

MVP-STR-843 SHED
MVP-STR-844 SHED



NOTE:
DRIVEWAY ACCESS TO
BE MAINTAINED
THROUGH SAFETY FENCE

DRAWN BY: HEI(DRF)	10/14/16
DRAFTING CK:	
ENVIRONMENTAL CK:	
ENGINEERING CK:	
ALIGN. SHEET: PA-MOVA-H600-14	
DRAWING NO.:	
RSS-H600-083	
SCALE: 1" = 40'	REV. 1
DATE OF PLOT: 10/10/2016 3:07 PM	

Mountain Valley PIPELINE

CONSTRUCTION DETAILS - RESIDENTIAL SITE SPECIFIC

MOUNTAIN VALLEY PIPELINE PROJECT
PROPOSED H-600 PIPELINE
MONTGOMERY COUNTY, VIRGINIA

SHEET 1 OF 1

HOLLAND ENGINEERING

220 Hoover Boulevard, Suite 2
Holland, Michigan 49423-3766
T 616-392-5958 F 616-392-2116
www.hollandengineering.com

26565 Evergreen Rd, Suite 430
Southfield, Michigan 48076
T 248-827-7322 F 248-827-7549

HEI PROJECT NO.: 14-10-052

C/L MP 230.86

MVP-ATWS-704A
9,340 SQ FT

MVP-ATWS-703
24,180 SQ FT

PROPERTY OWNER
VA-MO-075

12069+00
12068+00
12067+00
12066+00

PROPOSED 42" H600
MOUNTAIN VALLEY PIPELINE

13.6'

MVP-STR-845
HOUSE

MVP-ATWS-1446
7,202 SQ FT

PROPERTY OWNER
VA-MO-077

PROPERTY OWNER
BV-MN-0053

NOTE:
DRIVEWAY ACCESS TO
BE MAINTAINED
THROUGH SAFETY FENCE

DRAWN BY: HEI(SRD)	10/14/16
DRAFTING CK:	
ENVIRONMENTAL CK:	
ENGINEERING CK:	
ALIGN. SHEET: PA-GIVA-H600-##	
DRAWING NO.:	
RSS-H600-202	
SCALE: 1" = 40'	REV. 0
DATE OF PLOT: 10/10/2016 3:08 PM	




Mountain Valley
PIPELINE

CONSTRUCTION DETAILS - RESIDENTIAL SITE SPECIFIC

MOUNTAIN VALLEY PIPELINE PROJECT
PROPOSED H-600 PIPELINE
MONTGOMERY COUNTY, VIRGINIA

SHEET 1 OF 1



HOLLAND
ENGINEERING

220 Hoover Boulevard, Suite 2
Holland, Michigan 49423-3766
T 616-392-5938 F 616-392-2116
www.hollandengineering.com

26565 Evergreen Rd, Suite 430
Southfield, Michigan 48076
T 248-827-7322 F 248-827-7549

HEI PROJECT NO.: 14-10-052

C/L MP 234.93

PROPERTY OWNER
072.02-01-38.00-0000

PROPERTY OWNER
072.02-01-38.01-0000

PROPERTY OWNER
072.02-01-37.00-0000

PROPERTY OWNER
VA-RO-5720

PROPERTY OWNER
VA-RO-004

MVP-STR-771
HOUSE

NOTE:
DRIVEWAY ACCESS TO
BE MAINTAINED
THROUGH SAFETY FENCE

DRAWN BY: HEI(SRD)	10/14/16
DRAFTING CK:	
ENVIRONMENTAL CK:	
ENGINEERING CK:	
ALIGN. SHEET: PA-MOVA-H600-19	
DRAWING NO.:	RSS-H600-191
SCALE: 1" = 40'	REV. 0
DATE OF PLOT: 10/10/2016 3:09 PM	

SOUTHERLAND CIRCLE

THOMAS DRIVE

WORK SPACE LIMITS
PERMANENT EASEMENT LIMITS
MVP-MLV-AR-27
PERMANENT EASEMENT LIMITS
WORK SPACE LIMITS

PROPOSED
BARRICADE
FENCE



CONSTRUCTION DETAILS - RESIDENTIAL SITE SPECIFIC
MOUNTAIN VALLEY PIPELINE PROJECT
PROPOSED H-600 PIPELINE
MONTGOMERY COUNTY, VIRGINIA

HOLLAND
ENGINEERING

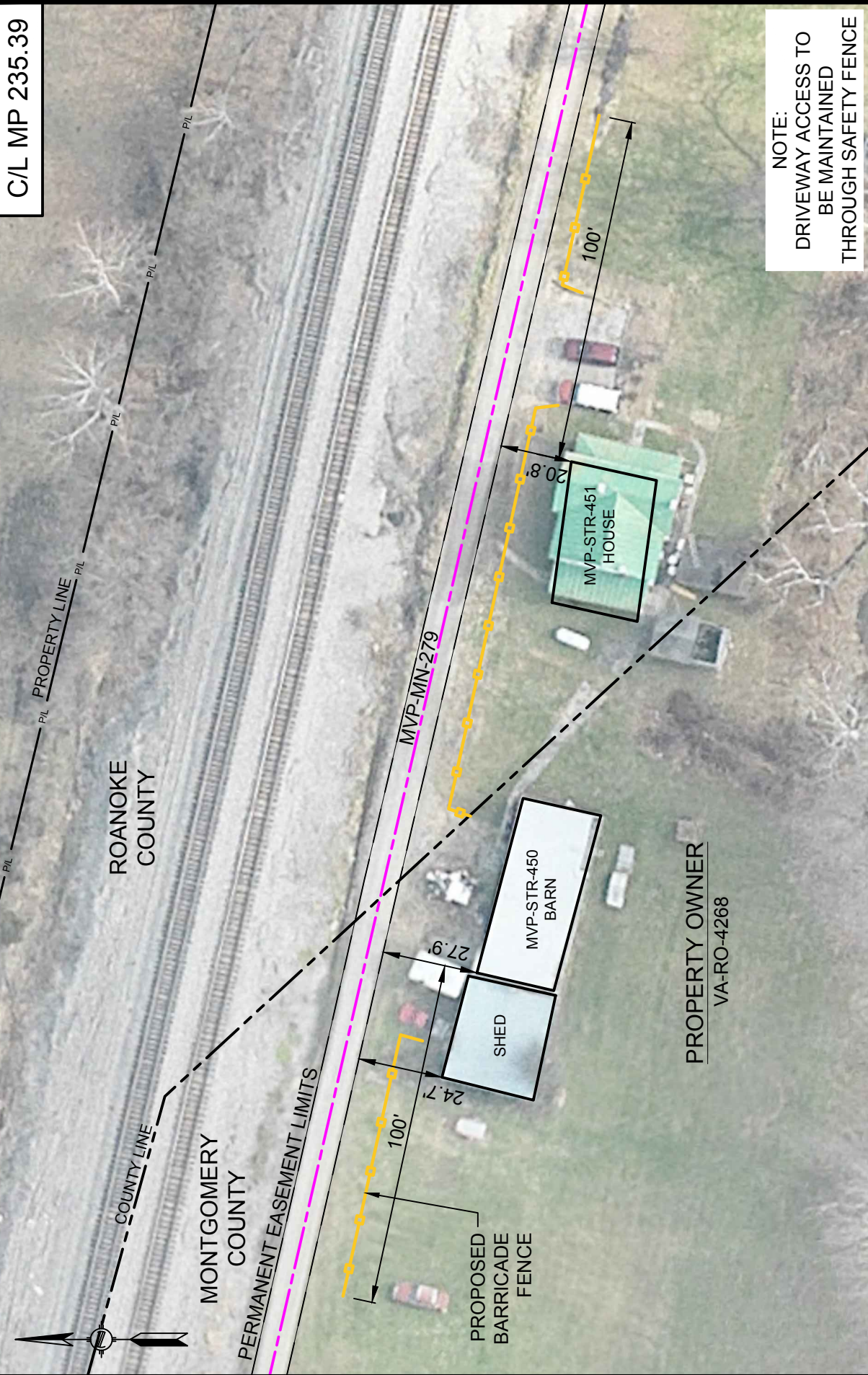
220 Hoover Boulevard, Suite 2
Holland, Michigan 49423-3766
T 616-392-5938 F 616-392-2116
www.hollandengineering.com

26565 Evergreen Rd, Suite 430
Southfield, Michigan 48076
T 248-827-7322 F 248-827-7549

HEI PROJECT NO.: 14-10-052

SHEET 1 OF 1

C/L MP 235.39



NOTE:
 DRIVEWAY ACCESS TO
 BE MAINTAINED
 THROUGH SAFETY FENCE

DRAWN BY: HEI(SRD)	10/14/16
DRAFTING CK:	
ENVIRONMENTAL CK:	
ENGINEERING CK:	
DETAIL SHEET: MVP-QDAR-H600-91b	
DRAWING NO.:	RSS-H600-142
SCALE: 1" = 40'	REV. 0
DATE OF PLOT: 10/10/2016 3:32 PM	



CONSTRUCTION DETAILS - RESIDENTIAL SITE SPECIFIC

MOUNTAIN VALLEY PIPELINE PROJECT

PROPOSED H-600 PIPELINE

ROANOKE COUNTY, VIRGINIA

SHEET 1 OF 1

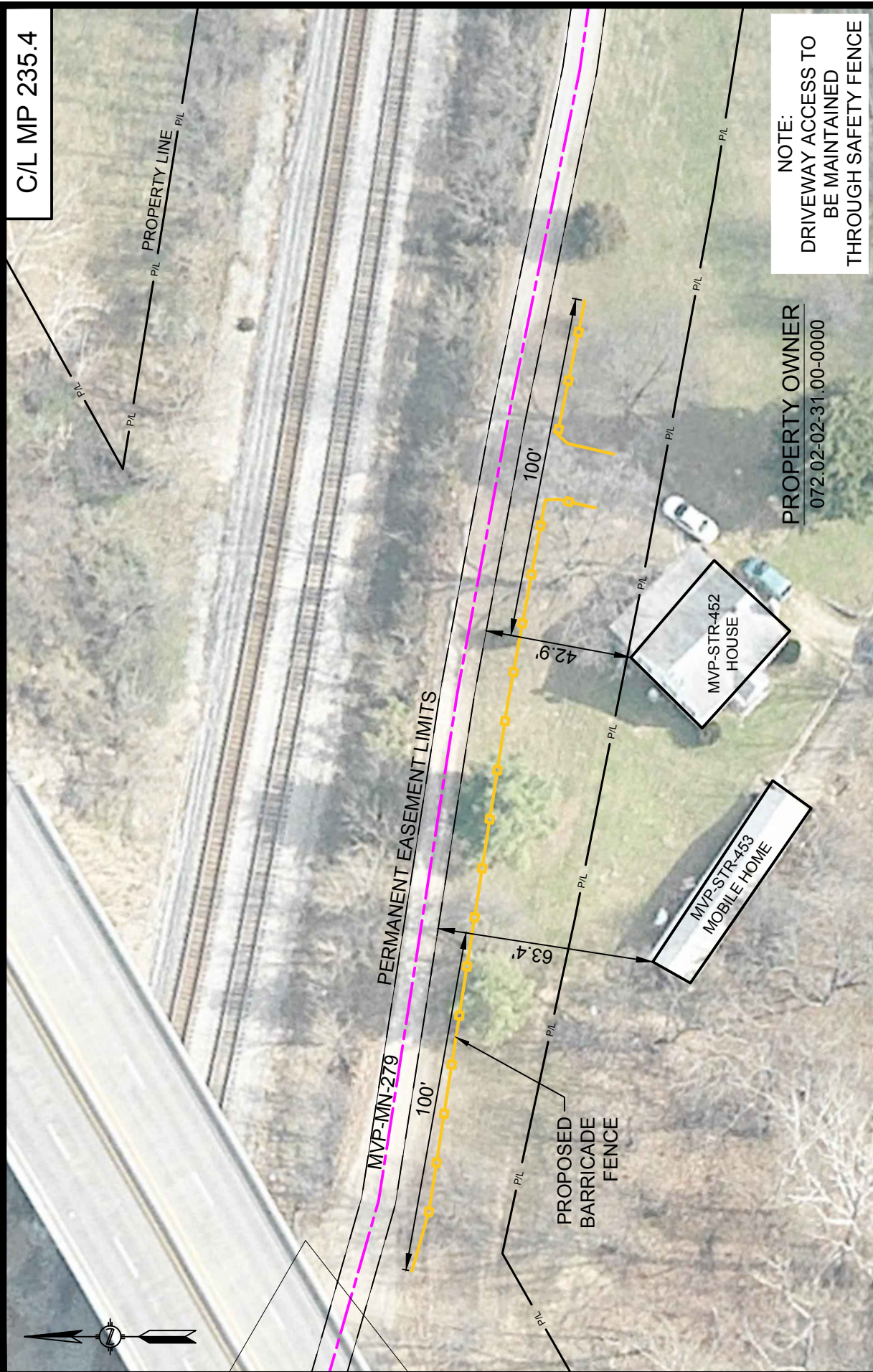
HOLLAND ENGINEERING

220 Hoover Boulevard, Suite 2
 Holland, Michigan 49423-3766
 T 616-392-5938 F 616-392-2116

26565 Evergreen Rd, Suite 430
 Southfield, Michigan 48076
 T 248-827-7322 F 248-827-7549

www.hollandengineering.com

HEI PROJECT NO.: 14-10-052



NOTE:
 DRIVEWAY ACCESS TO
 BE MAINTAINED
 THROUGH SAFETY FENCE

PROPERTY OWNER
 072.02-02-31.00-0000

DRAWN BY: HEI(SRD)	10/14/16
DRAFTING CK:	
ENVIRONMENTAL CK:	
ENGINEERING CK:	
DETAIL SHEET: MVP-QDAR-H600-91b	
DRAWING NO.:	RSS-H600-143
SCALE: 1" = 40'	REV. 0
DATE OF PLOT: 10/10/2016 3:32 PM	

Mountain Valley PIPELINE

CONSTRUCTION DETAILS - RESIDENTIAL SITE SPECIFIC

MOUNTAIN VALLEY PIPELINE PROJECT
 PROPOSED H-600 PIPELINE
 ROANOKE COUNTY, VIRGINIA

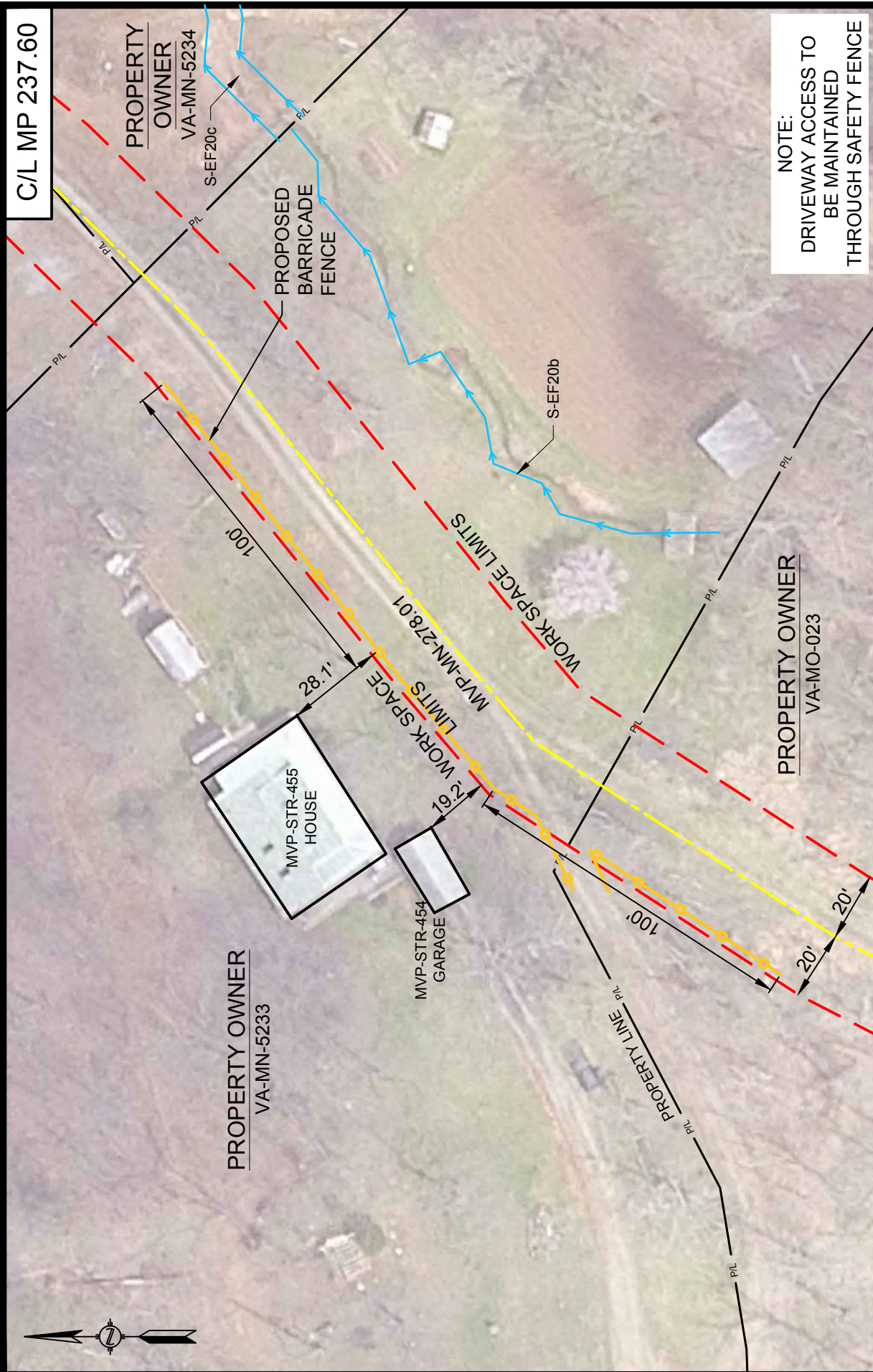
SHEET 1 OF 1

HOLLAND ENGINEERING

220 Hoover Boulevard, Suite 2
 Holland, Michigan 49423-3766
 T 616-392-5938 F 616-392-2116
 www.hollandengineering.com

26565 Evergreen Rd, Suite 430
 Southfield, Michigan 48076
 T 248-827-7322 F 248-827-7549

HEI PROJECT NO.: 14-10-052



C/L MP 237.60

PROPERTY OWNER
VA-MN-5234

PROPERTY OWNER
VA-MN-5233

PROPOSED BARRICADE FENCE

MVP-STR-455 HOUSE

MVP-STR-454 GARAGE

WORK SPACE LIMITS
MVP-MN-278.01

WORK SPACE LIMITS
MVP-MN-278.01

NOTE:
DRIVEWAY ACCESS TO BE MAINTAINED THROUGH SAFETY FENCE

PROPERTY OWNER
VA-MO-023

DRAWN BY: HEI(SRD)	10/14/16
DRAFTING CK:	
ENVIRONMENTAL CK:	
ENGINEERING CK:	
ALIGN. SHEET: PA-MOVA-H600-21	
DRAWING NO.:	
RSS-H600-144	
SCALE: 1" = 40'	REV. 0
DATE OF PLOT: 10/10/2016 3:09 PM	

Mountain Valley PIPELINE

CONSTRUCTION DETAILS - RESIDENTIAL SITE SPECIFIC

MOUNTAIN VALLEY PIPELINE PROJECT
PROPOSED H-600 PIPELINE
MONTGOMERY COUNTY, VIRGINIA

SHEET 1 OF 1

HOLLAND ENGINEERING

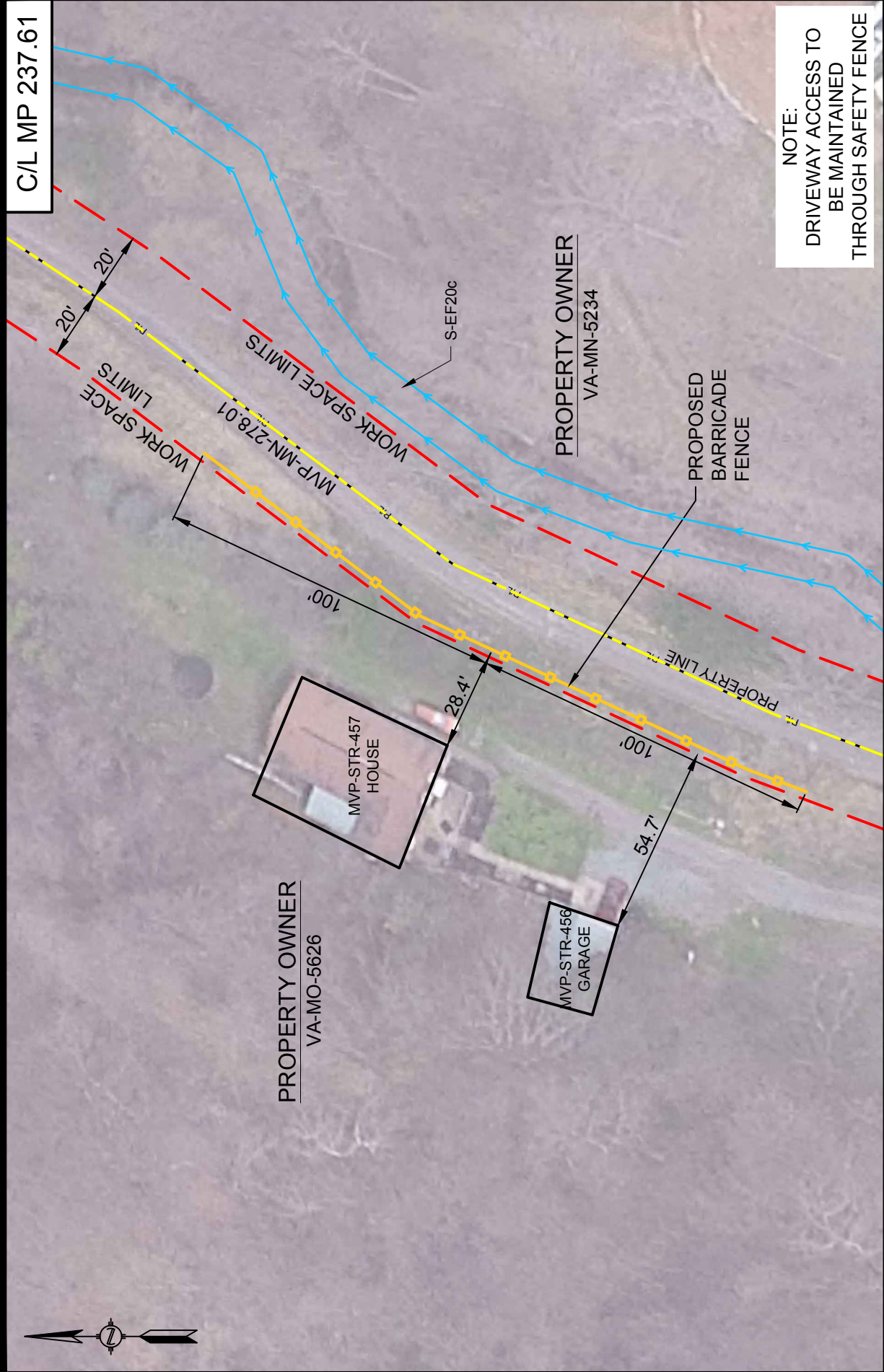
220 Hoover Boulevard, Suite 2
Holland, Michigan 49423-3766
T 616-392-5938 F 616-392-2116
www.hollandengineering.com

26565 Evergreen Rd, Suite 430
Southfield, Michigan 48076
T 248-827-7322 F 248-827-7549

HEI PROJECT NO.: 14-10-052



C/L MP 237.61



NOTE:
DRIVEWAY ACCESS TO
BE MAINTAINED
THROUGH SAFETY FENCE

DRAWN BY: HEI(SRD)	10/14/16
DRAFTING CK:	
ENVIRONMENTAL CK:	
ENGINEERING CK:	
DETAIL SHEET: MVP-QDAR-H600-92b	
DRAWING NO.:	RSS-H600-145
SCALE: 1" = 40'	REV. 0
DATE OF PLOT: 10/10/2016 3:10 PM	



CONSTRUCTION DETAILS - RESIDENTIAL SITE SPECIFIC

MOUNTAIN VALLEY PIPELINE PROJECT

PROPOSED H-600 PIPELINE

MONTGOMERY COUNTY, VIRGINIA

SHEET 1 OF 1



220 Hoover Boulevard, Suite 2
Holland, Michigan 49423-3766
T 616-392-5938 F 616-392-2116
www.hollandengineering.com

26565 Evergreen Rd, Suite 430
Southfield, Michigan 48076
T 248-827-7322 F 248-827-7549

HEI PROJECT NO.: 14-10-052

C/L MP 245.35

PROPERTY OWNER
VA-RO-5218

PROPERTY OWNER
VA-RO-5216

PROPERTY OWNER
VA-RO-5220

PROPERTY OWNER
VA-RO-5221

PROPERTY OWNER
VA-RO-5217

MVP-STR-804
MOBILE HOME



PROPOSED
BARRICADE FENCE

WORK SPACE LIMITS

WORK SPACE LIMITS

PROPERTY LINE

NOTE:
DRIVEWAY ACCESS TO
BE MAINTAINED
THROUGH SAFETY FENCE

PROPERTY OWNER
VA-RO-5218

PROPERTY OWNER
VA-RO-5216

PROPERTY OWNER
VA-RO-5220

PROPERTY OWNER
VA-RO-5221

PROPERTY OWNER
VA-RO-5217

MVP-STR-804
MOBILE HOME



PROPOSED
BARRICADE FENCE

WORK SPACE LIMITS

WORK SPACE LIMITS

PROPERTY LINE

NOTE:
DRIVEWAY ACCESS TO
BE MAINTAINED
THROUGH SAFETY FENCE

DRAWN BY: HEI(SRD)	10/14/16
DRAFTING CK:	
ENVIRONMENTAL CK:	
ENGINEERING CK:	
DETAIL SHEET: MVP-QDAR-H600-94	
DRAWING NO.:	
RSS-H600-193	
SCALE: 1" = 40'	REV. 0
DATE OF PLOT: 10/10/2016 3:33 PM	

Mountain Valley
PIPELINE

CONSTRUCTION DETAILS - RESIDENTIAL SITE SPECIFIC

MOUNTAIN VALLEY PIPELINE PROJECT
PROPOSED H-600 PIPELINE
ROANOKE COUNTY, VIRGINIA

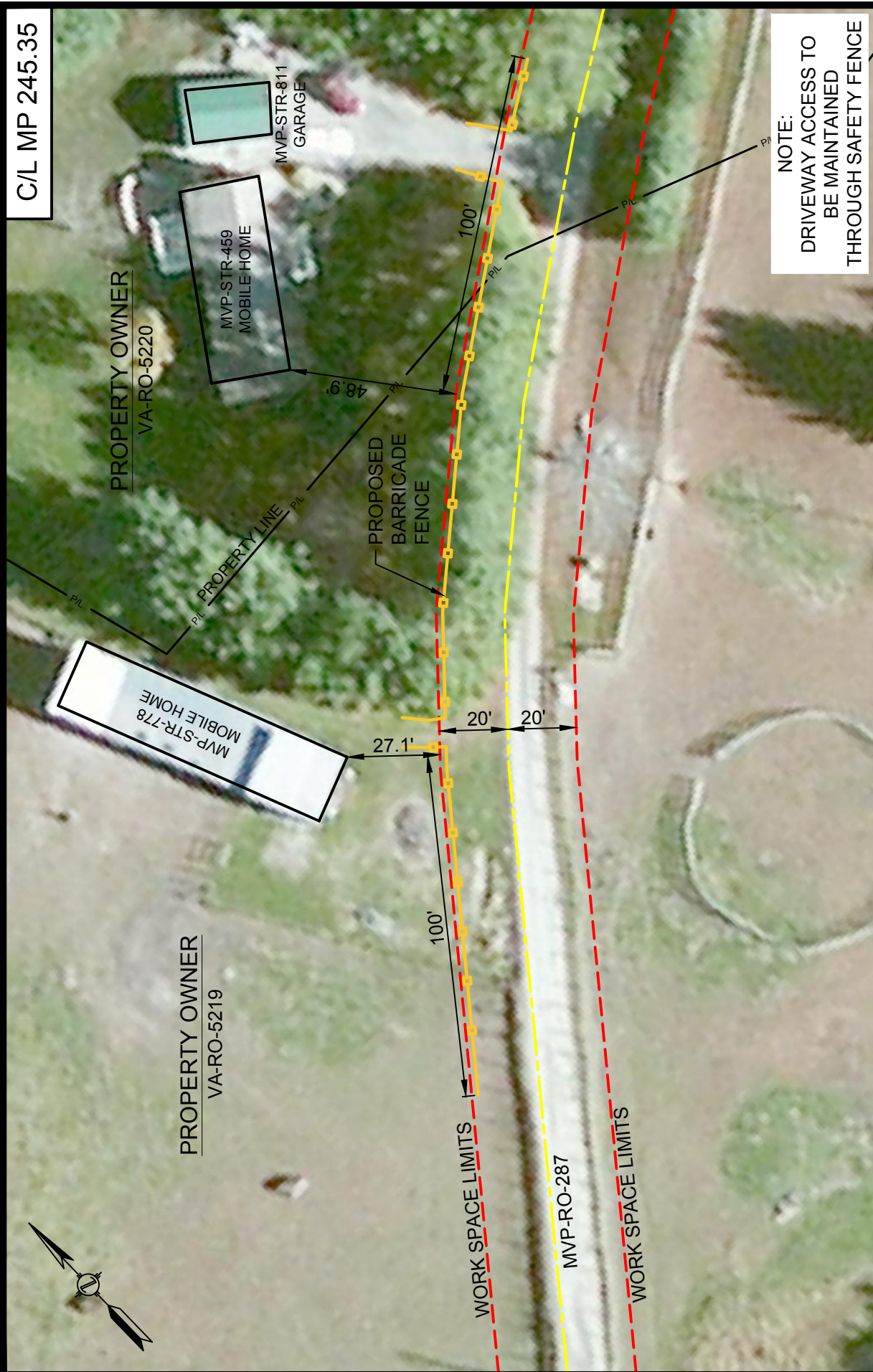
SHEET 1 OF 1

HOLLAND
ENGINEERING

220 Hoover Boulevard, Suite 2
Holland, Michigan 49423-3766
T 616-392-5938 F 616-392-2116
www.hollandengineering.com

26565 Evergreen Rd, Suite 430
Southfield, Michigan 48076
T 248-827-7322 F 248-827-7549

HEI PROJECT NO.: 14-10-052



C/L MP 245.35

NOTE:
 DRIVEWAY ACCESS TO
 BE MAINTAINED
 THROUGH SAFETY FENCE

DRAWN BY: HEI(SRD)	10/14/16
DRAFTING CK:	
ENVIRONMENTAL CK:	
ENGINEERING CK:	
DETAIL SHEET: MVP-QDAR-H600-94	
DRAWING NO.:	RSS-H600-192
SCALE: 1" = 40'	REV. 0
DATE OF PLOT: 10/10/2016 3:33 PM	

Mountain Valley
 PIPELINE

CONSTRUCTION DETAILS - RESIDENTIAL SITE SPECIFIC

MOUNTAIN VALLEY PIPELINE PROJECT
 PROPOSED H-600 PIPELINE
 ROANOKE COUNTY, VIRGINIA

SHEET 1 OF 1

HOLLAND
 ENGINEERING

220 Hoover Boulevard, Suite 2
 Holland, Michigan 49423-3766
 T 616-392-5938 F 616-392-2116
 www.hollandengineering.com

26565 Evergreen Rd, Suite 430
 Southfield, Michigan 48076
 T 248-827-7322 F 248-827-7549

HEI PROJECT NO.: 14-10-052

C/L MP 245.35

WORK SPACE LIMITS

MVP-RO-287

WORK SPACE LIMITS

PROPERTY OWNER
VA-RO-4123

PROPERTY OWNER
VA-RO-5224

PROPOSED BARRICADE FENCE

PROPERTY OWNER
VA-RO-5223

MVP-STR-458 HOUSE

NOTE:
DRIVEWAY ACCESS TO
BE MAINTAINED
THROUGH SAFETY FENCE

DRAWN BY: HEI(SRD)	10/14/16
DRAFTING CK:	
ENVIRONMENTAL CK:	
ENGINEERING CK:	
DETAIL SHEET: MVP-QDAR-H600-94c	
DRAWING NO.:	RSS-H600-146
SCALE: 1" = 40'	REV. 0
DATE OF PLOT: 10/10/2016 3:34 PM	



CONSTRUCTION DETAILS - RESIDENTIAL SITE SPECIFIC

MOUNTAIN VALLEY PIPELINE PROJECT
PROPOSED H-600 PIPELINE
ROANOKE COUNTY, VIRGINIA

SHEET 1 OF 1



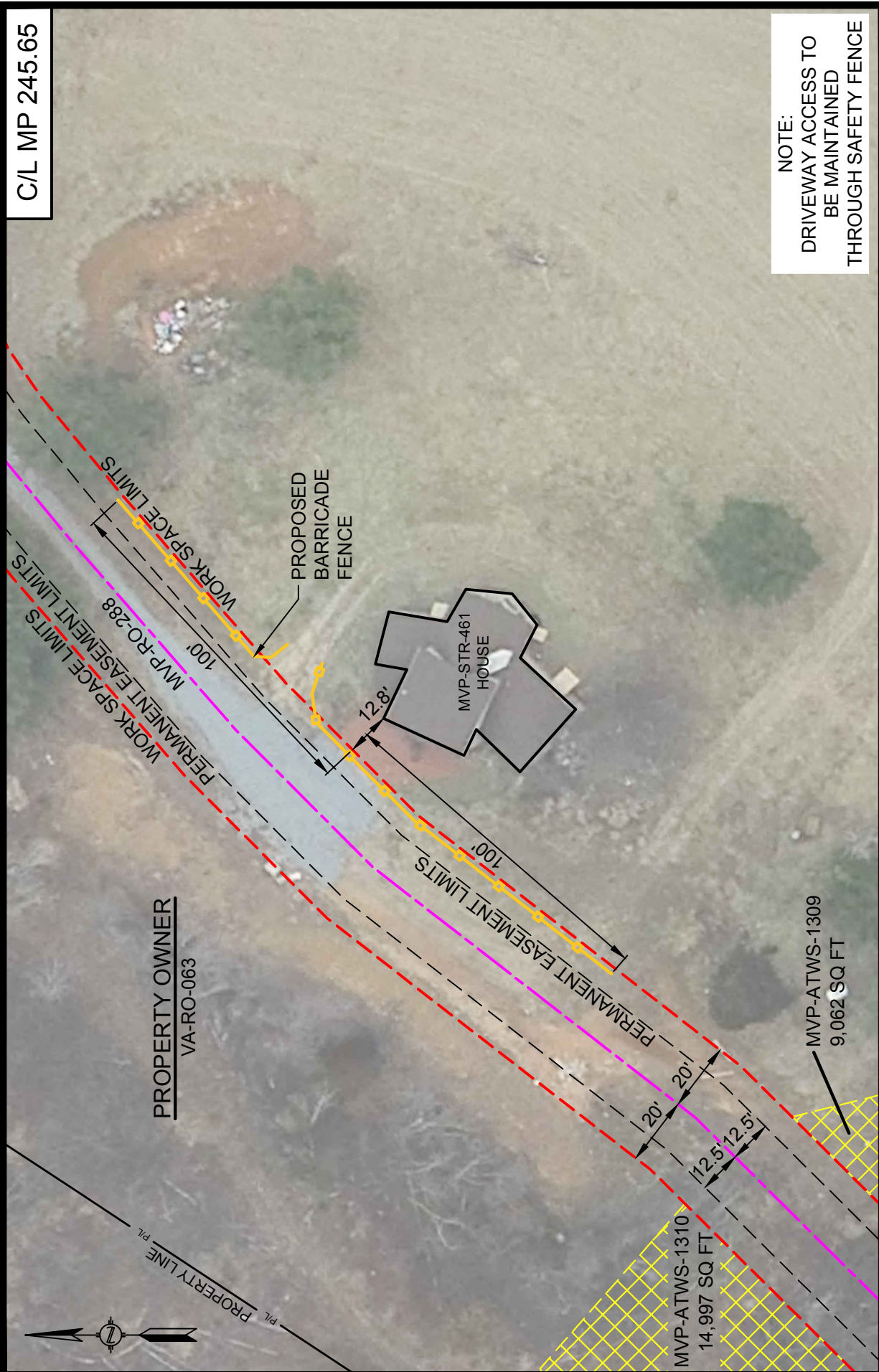
HOLLAND
ENGINEERING

220 Hoover Boulevard, Suite 2
Holland, Michigan 49423-3766
T 616-392-5938 F 616-392-2116

26565 Evergreen Rd, Suite 430
Southfield, Michigan 48076
T 248-827-7322 F 248-827-7549
www.hollandengineering.com

HEI PROJECT NO.: 14-10-052

C/L MP 245.65



NOTE:
 DRIVEWAY ACCESS TO
 BE MAINTAINED
 THROUGH SAFETY FENCE

DRAWN BY: HEI(DRF)	10/14/16
DRAFTING CK:	
ENVIRONMENTAL CK:	
ENGINEERING CK:	
ALIGN. SHEET: PA-ROVA-H600-08	
DRAWING NO.:	
RSS-H600-085	
SCALE: 1" = 40'	REV. 1
DATE OF PLOT: 3/22/2017 1:00 PM	



CONSTRUCTION DETAILS - RESIDENTIAL SITE SPECIFIC
 MOUNTAIN VALLEY PIPELINE PROJECT
 PROPOSED H-600 PIPELINE
 ROANOKE COUNTY, VIRGINIA

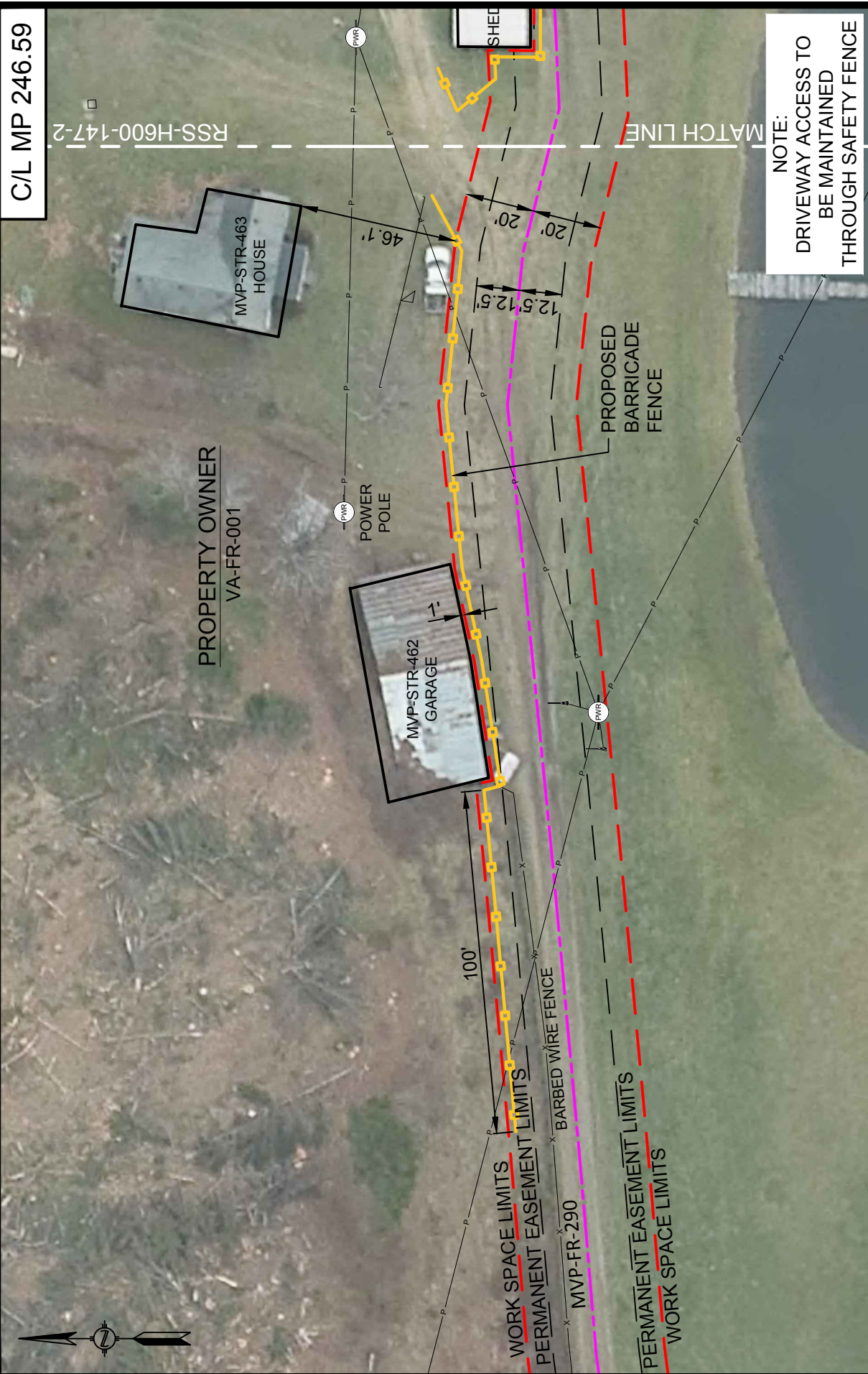
SHEET 1 OF 1

HOLLAND
 ENGINEERING

220 Hoover Boulevard, Suite 2
 Holland, Michigan 49423-3766
 T 616-392-5938 F 616-392-2116

www.hollandengineering.com

HEI PROJECT NO.: 14-10-052



C/L MP 246.59

NOTE:
 DRIVEWAY ACCESS TO
 BE MAINTAINED
 THROUGH SAFETY FENCE

DRAWN BY: HEI(SRD)	10/14/16
DRAFTING CK:	
ENVIRONMENTAL CK:	
ENGINEERING CK:	
DETAIL SHEET: MVP-QDAR-H600-95	
DRAWING NO.:	
RSS-H600-147-1	
SCALE: 1" = 40'	REV. 0
DATE OF PLOT: 10/10/2016 3:33 PM	



CONSTRUCTION DETAILS - RESIDENTIAL SITE SPECIFIC

MOUNTAIN VALLEY PIPELINE PROJECT
PROPOSED H-600 PIPELINE
FRANKLIN COUNTY, VIRGINIA

SHEET 1 OF 1



220 Hoover Boulevard, Suite 2
 Holland, Michigan 49423-3766
 T 616-392-5938 F 616-392-2116
 www.hollandengineering.com

26565 Evergreen Rd, Suite 430
 Southfield, Michigan 48076
 T 248-827-7322 F 248-827-7549

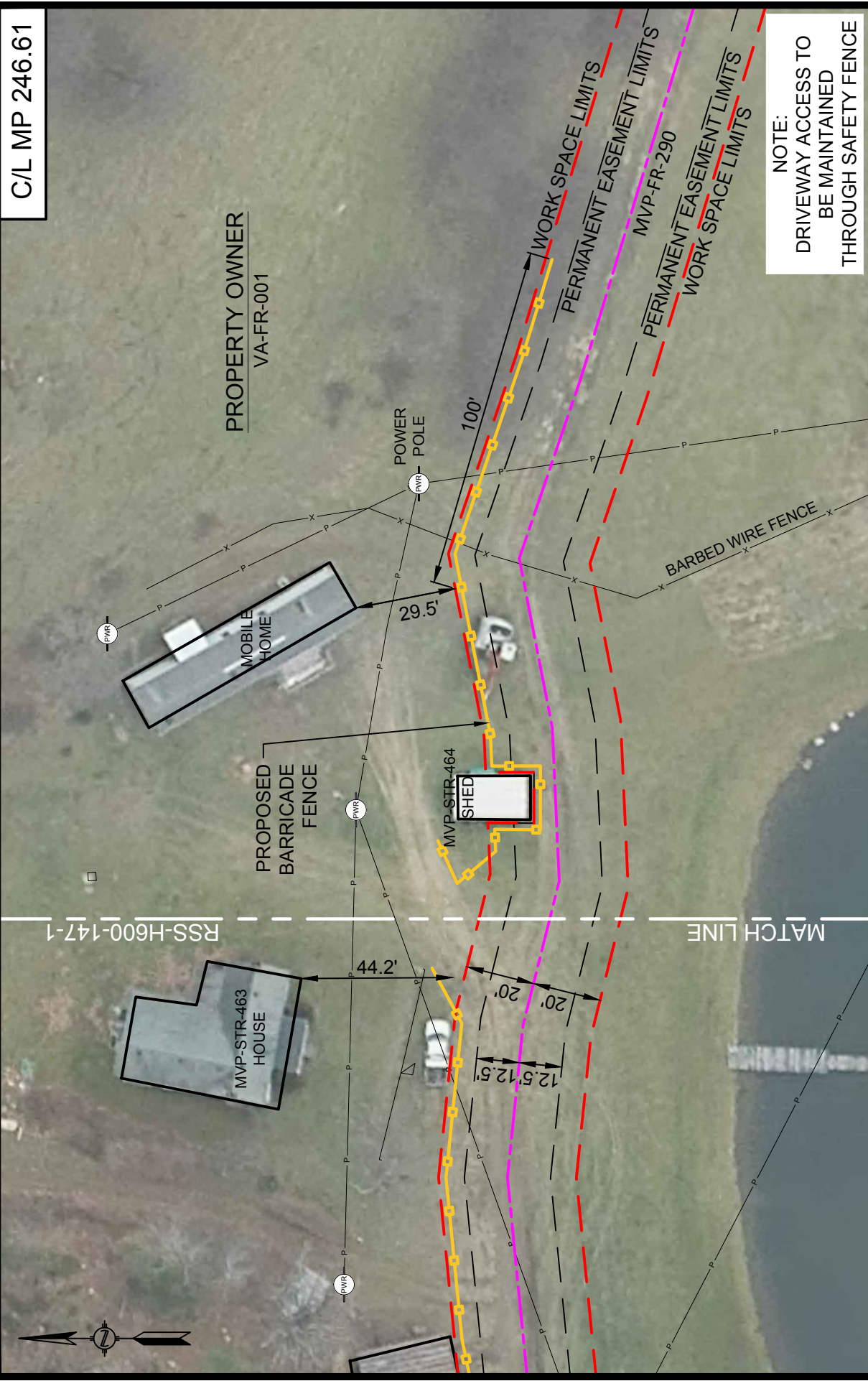
HEI PROJECT NO.: 14-10-052

C/L MP 246.61

PROPERTY OWNER
VA-FR-001

NOTE:
DRIVEWAY ACCESS TO
BE MAINTAINED
THROUGH SAFETY FENCE

DRAWN BY: HEI(SRD)	10/14/16
DRAFTING CK:	
ENVIRONMENTAL CK:	
ENGINEERING CK:	
DETAIL SHEET: MVP-QDAR-H600-95	
DRAWING NO.:	RSS-H600-147-2
SCALE: 1" = 40'	REV. 0
DATE OF PLOT: 10/10/2016 3:33 PM	



Mountain Valley
PIPELINE

CONSTRUCTION DETAILS - RESIDENTIAL SITE SPECIFIC

MOUNTAIN VALLEY PIPELINE PROJECT
PROPOSED H-600 PIPELINE
FRANKLIN COUNTY, VIRGINIA

SHEET 1 OF 1

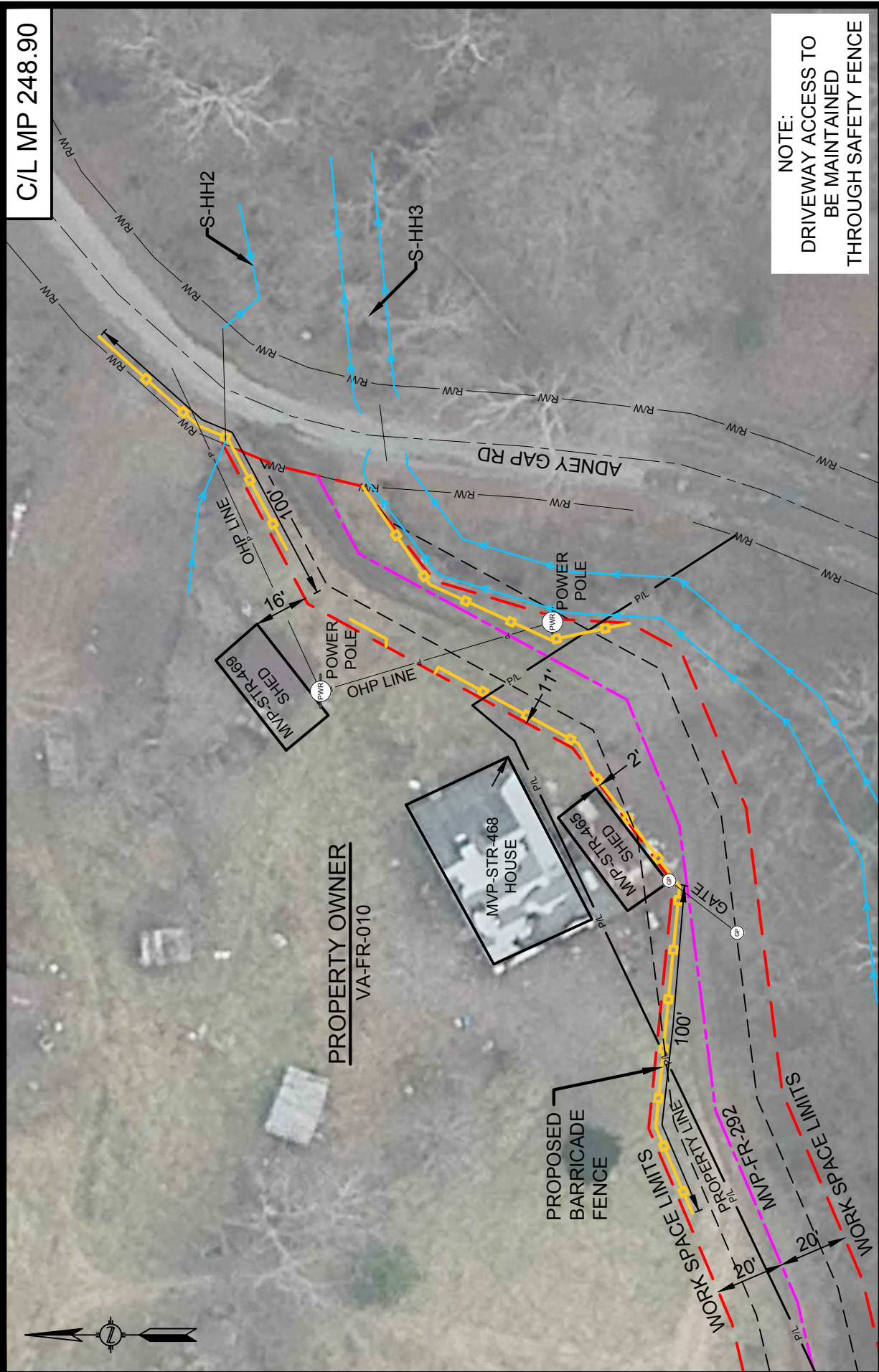
HOLLAND
ENGINEERING

220 Hoover Boulevard, Suite 2
Holland, Michigan 49423-3766
T 616-392-5938 F 616-392-2116
www.hollandengineering.com

26565 Evergreen Rd, Suite 430
Southfield, Michigan 48076
T 248-827-7322 F 248-827-7549

HEI PROJECT NO.: 14-10-052

C/L MP 248.90



NOTE:
 DRIVEWAY ACCESS TO
 BE MAINTAINED
 THROUGH SAFETY FENCE

DRAWN BY: HEI(DRF)	10/14/16
DRAFTING CK:	
ENVIRONMENTAL CK:	
ENGINEERING CK:	
ALIGN. SHEET: PA-FRVA-H600-03	
DRAWING NO.:	
RSS-H600-086	
SCALE: 1" = 40'	REV. 1
DATE OF PLOT: 10/10/2016 4:24 PM	

Mountain Valley
 PIPELINE

CONSTRUCTION DETAILS - RESIDENTIAL SITE SPECIFIC

MOUNTAIN VALLEY PIPELINE PROJECT
PROPOSED H-600 PIPELINE
FRANKLIN COUNTY, VIRGINIA

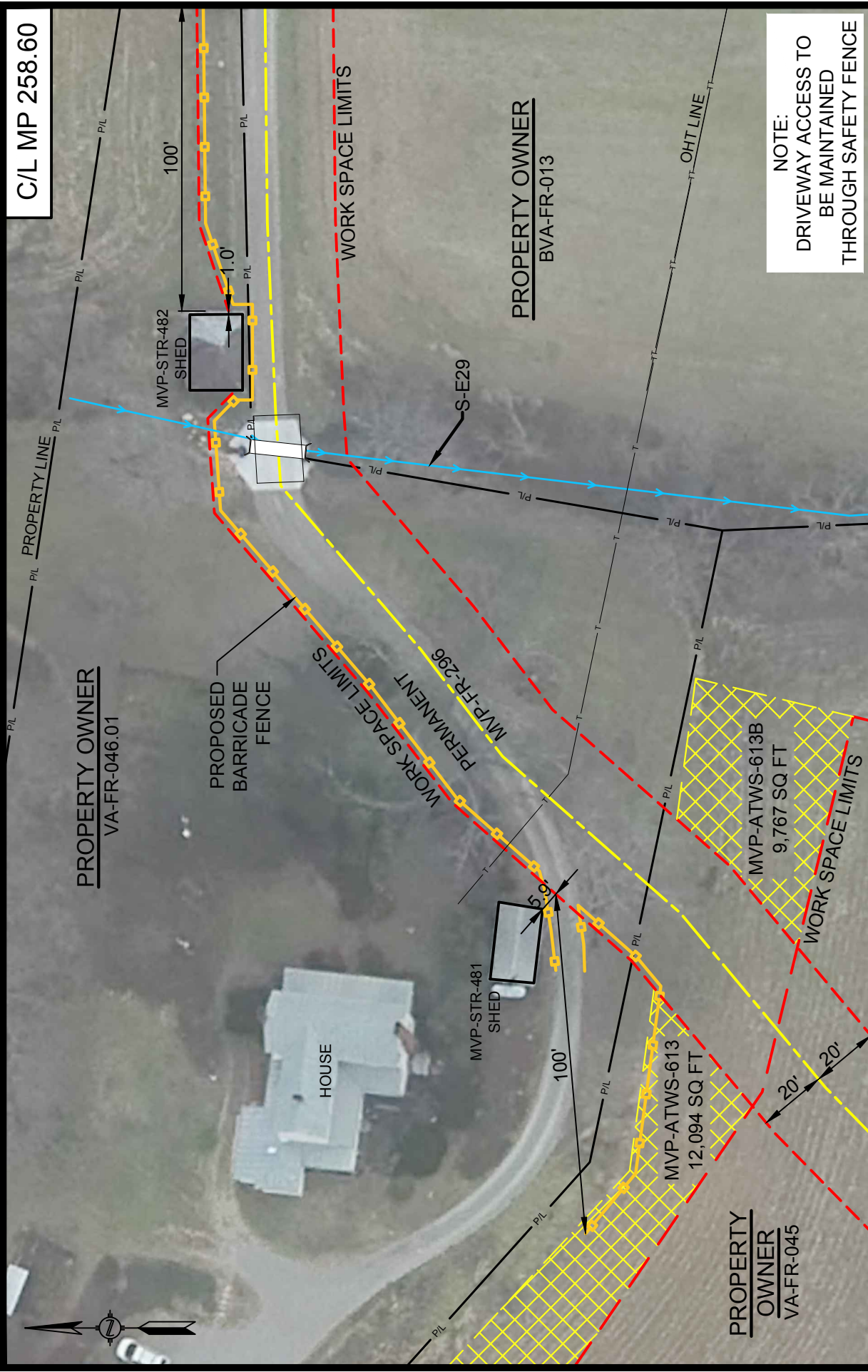
SHEET 1 OF 1

HOLLAND
ENGINEERING

220 Hoover Boulevard, Suite 2
 Holland, Michigan 49423-3766
 T 616-392-5938 F 616-392-2116
 www.hollandengineering.com

26565 Evergreen Rd, Suite 430
 Southfield, Michigan 48076
 T 248-827-7322 F 248-827-7549

HEI PROJECT NO.: 14-10-052



NOTE:
 DRIVEWAY ACCESS TO
 BE MAINTAINED
 THROUGH SAFETY FENCE

DRAWN BY: HEI(DRF)	10/14/16
DRAFTING CK:	
ENVIRONMENTAL CK:	
ENGINEERING CK:	
ALIGN. SHEET: PA-FRVA-H600-13	
DRAWING NO.:	RSS-H600-087
SCALE: 1" = 40'	REV. 1
DATE OF PLOT: 10/10/2016 3:34 PM	



CONSTRUCTION DETAILS - RESIDENTIAL SITE SPECIFIC

MOUNTAIN VALLEY PIPELINE PROJECT
PROPOSED H-600 PIPELINE
FRANKLIN COUNTY, VIRGINIA

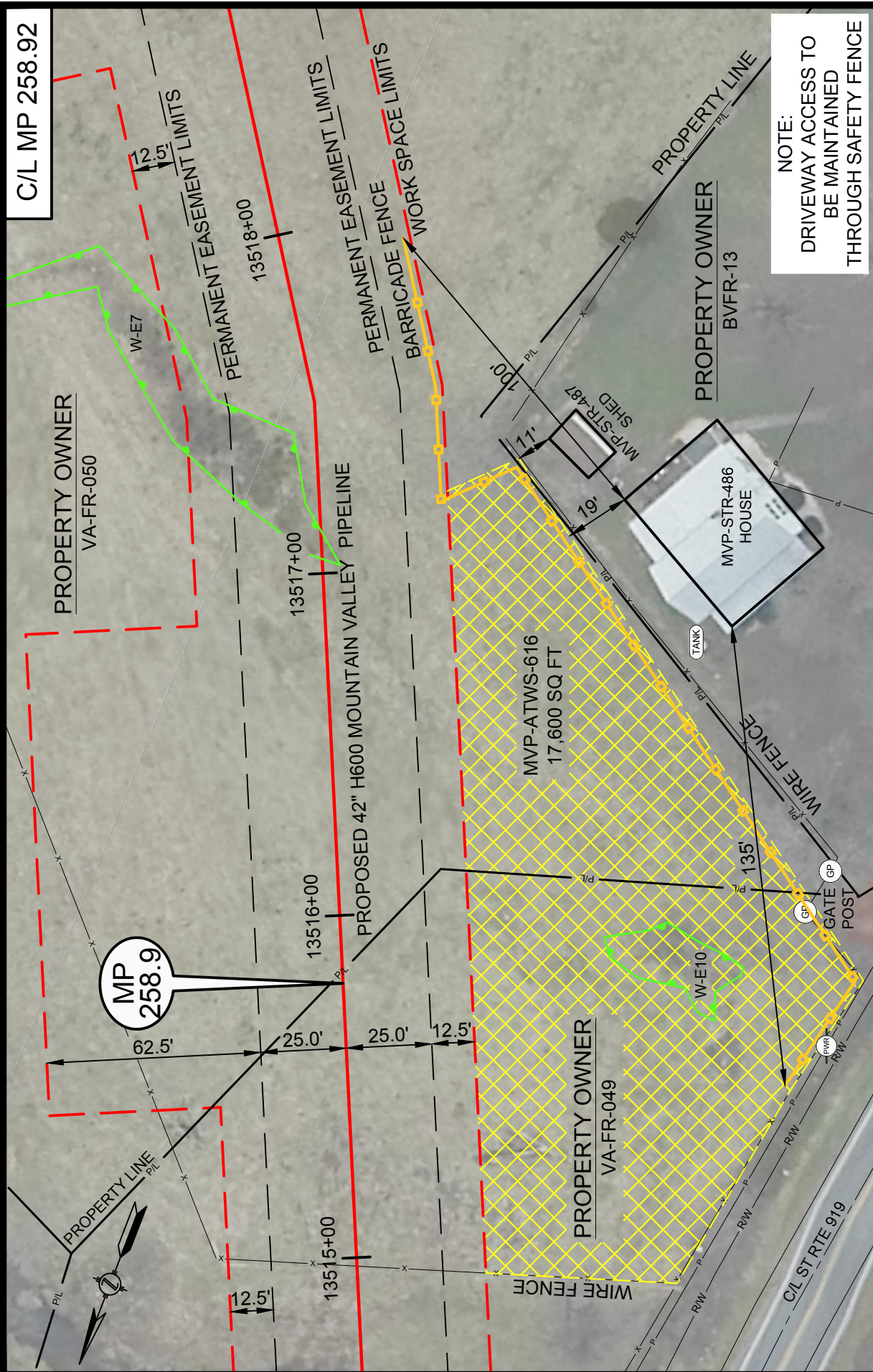
SHEET 1 OF 1



220 Hoover Boulevard, Suite 2
 Holland, Michigan 49423-3766
 T 616-392-5938 F 616-392-2116
 www.hollandengineering.com

26565 Evergreen Rd, Suite 430
 Southfield, Michigan 48076
 T 248-827-7322 F 248-827-7549

HEI PROJECT NO.: 14-10-052



NOTE:
 DRIVEWAY ACCESS TO
 BE MAINTAINED
 THROUGH SAFETY FENCE

DRAWN BY: HEI(DRF)	10/14/16
DRAFTING CK:	
ENVIRONMENTAL CK:	
ENGINEERING CK:	
ALIGN. SHEET: PA-FRVA-H600-13	
DRAWING NO.:	RSS-H600-021
SCALE: 1" = 40'	REV. 1
DATE OF PLOT: 10/10/2016 3:35 PM	

Mountain Valley PIPELINE

CONSTRUCTION DETAILS - RESIDENTIAL SITE SPECIFIC

MOUNTAIN VALLEY PIPELINE PROJECT
PROPOSED H-600 PIPELINE
FRANKLIN COUNTY, VIRGINIA

SHEET 1 OF 1

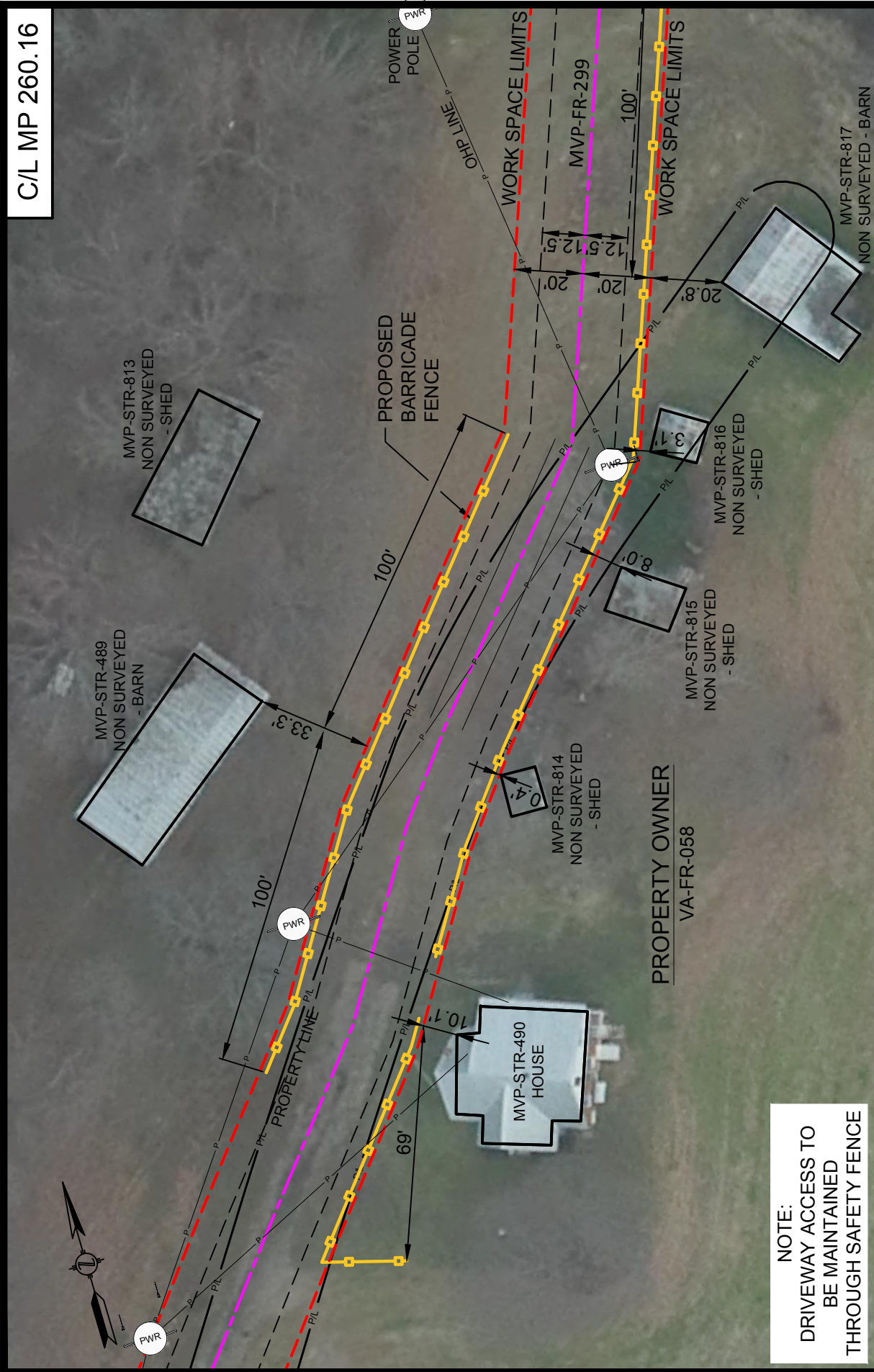
HOLLAND ENGINEERING

220 Hoover Boulevard, Suite 2
 Holland, Michigan 49423-3766
 T 616-392-5938 F 616-392-2116
 www.hollandengineering.com

26655 Evergreen Rd, Suite 430
 Southfield, Michigan 48076
 T 248-827-7322 F 248-827-7549

HEI PROJECT NO.: 14-10-052

C/L MP 260.16



NOTE:
 DRIVEWAY ACCESS TO
 BE MAINTAINED
 THROUGH SAFETY FENCE

DRAWN BY: HEI(SRD)	10/14/16
DRAFTING CK:	
ENVIRONMENTAL CK:	
ENGINEERING CK:	
ALIGN. SHEET: PA-FRVA-H600-14	
DRAWING NO.:	RSS-H600-149
SCALE: 1" = 40'	REV. 0
DATE OF PLOT: 10/10/2016 3:36 PM	

Mountain Valley
 PIPELINE

CONSTRUCTION DETAILS - RESIDENTIAL SITE SPECIFIC

MOUNTAIN VALLEY PIPELINE PROJECT
PROPOSED H-600 PIPELINE
FRANKLIN COUNTY, VIRGINIA

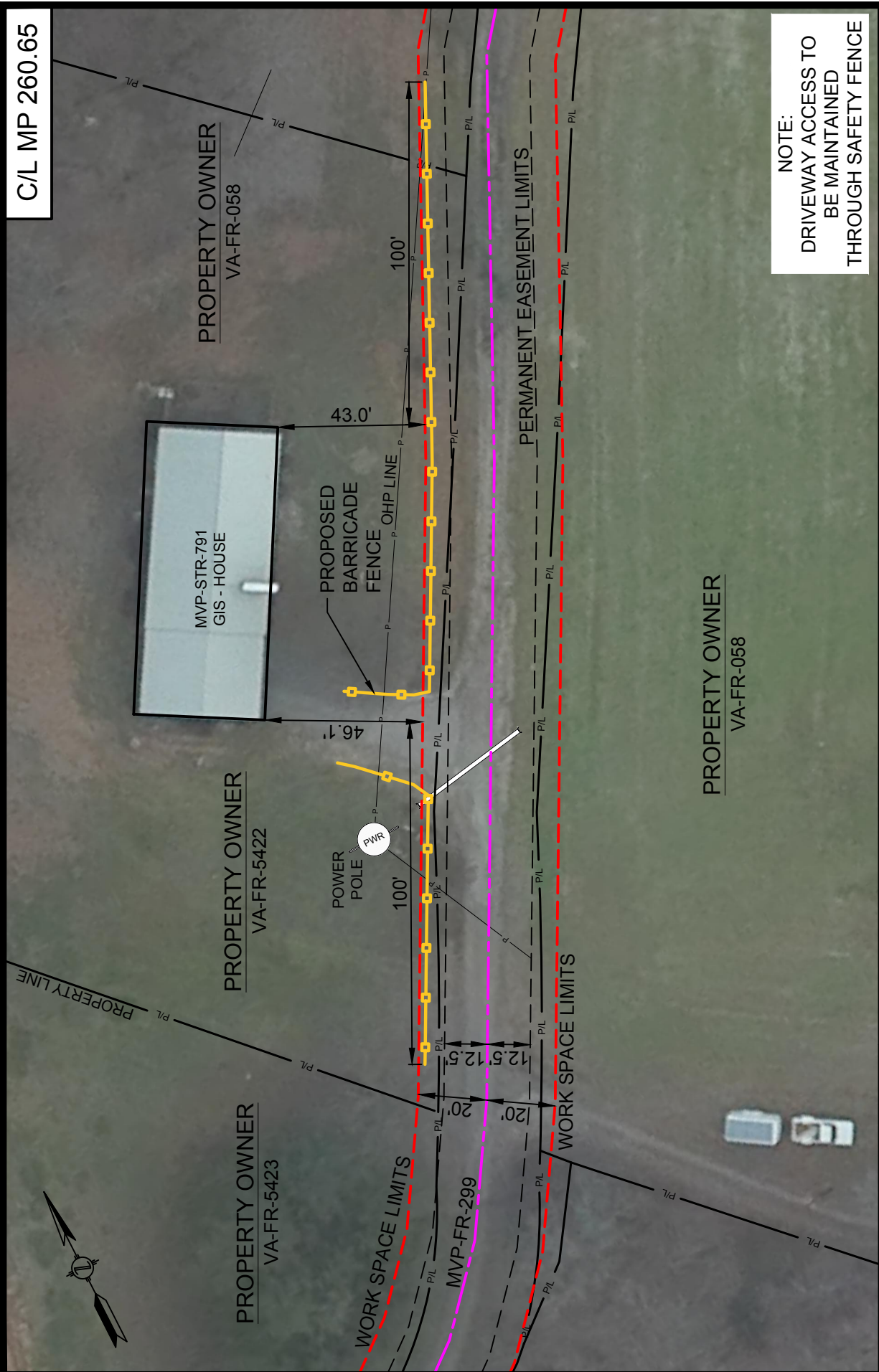
SHEET 1 OF 1

HOLLAND
ENGINEERING

220 Hoover Boulevard, Suite 2
 Holland, Michigan 49423-3766
 T 616-392-5938 F 616-392-2116
 www.hollandengineering.com

26555 Evergreen Rd., Suite. 430
 Southfield, Michigan 48076
 T 248-827-7322 F 248-827-7549

HEI PROJECT NO.: 14-10-052



C/L MP 260.65

PROPERTY OWNER
VA-FR-058

MVP-STR-791
GIS - HOUSE

PROPERTY OWNER
VA-FR-5422

PROPERTY OWNER
VA-FR-5423

PROPERTY OWNER
VA-FR-058

PERMANENT EASEMENT LIMITS

WORK SPACE LIMITS

NOTE:
DRIVEWAY ACCESS TO
BE MAINTAINED
THROUGH SAFETY FENCE

DRAWN BY: HEI(SRD)	10/14/16
DRAFTING CK:	
ENVIRONMENTAL CK:	
ENGINEERING CK:	
ALIGN. SHEET: PA-FRVA-H600-14	
DRAWING NO.:	RSS-H600-205
SCALE: 1" = 40'	REV. 0
DATE OF PLOT: 10/10/2016 3:37 PM	

Mountain Valley
PIPELINE

CONSTRUCTION DETAILS - RESIDENTIAL SITE SPECIFIC

MOUNTAIN VALLEY PIPELINE PROJECT
PROPOSED H-600 PIPELINE
FRANKLIN COUNTY, VIRGINIA

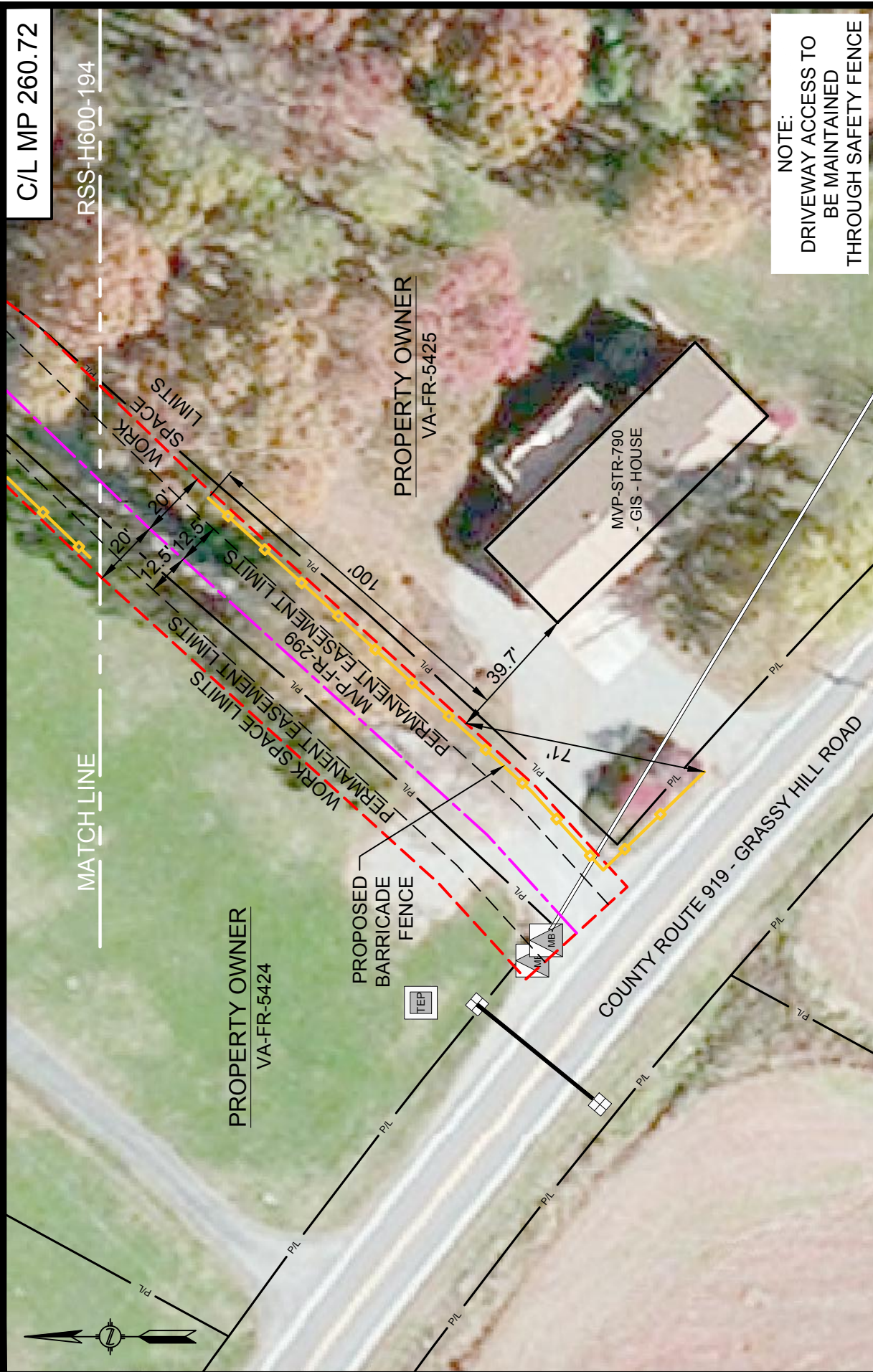
SHEET 1 OF 1

HOLLAND
ENGINEERING

220 Hoover Boulevard, Suite 2
Holland, Michigan 49423-3766
T 616-392-5938 F 616-392-2116
www.hollandengineering.com

26565 Evergreen Rd, Suite 430
Southfield, Michigan 48076
T 248-827-7322 F 248-827-7549

HEI PROJECT NO.: 14-10-052



C/L MP 260.72

RSS-H600-194

NOTE:
 DRIVEWAY ACCESS TO
 BE MAINTAINED
 THROUGH SAFETY FENCE

DRAWN BY: HEI(SRD)	10/14/16
DRAFTING CK:	
ENVIRONMENTAL CK:	
ENGINEERING CK:	
DETAIL SHEET: MVP-QDAR-H600-98	
DRAWING NO.:	RSS-H600-195
SCALE: 1" = 40'	REV. 0
DATE OF PLOT: 10/10/2016 3:38 PM	

Mountain Valley
 PIPELINE

CONSTRUCTION DETAILS - RESIDENTIAL SITE SPECIFIC

MOUNTAIN VALLEY PIPELINE PROJECT
PROPOSED H-600 PIPELINE
FRANKLIN COUNTY, VIRGINIA

SHEET 1 OF 1

HOLLAND
 ENGINEERING

220 Hoover Boulevard, Suite 2
 Holland, Michigan 49423-3766
 T 616-392-5938 F 616-392-2116
 www.hollandengineering.com

26565 Evergreen Rd, Suite 430
 Southfield, Michigan 48076
 T 248-827-7322 F 248-827-7549

HEI PROJECT NO.: 14-10-052



C/L MP 260.69

PROPERTY OWNER
VA-FR-5424

PROPERTY OWNER
VA-FR-5425

MVP-STR-789
- GIS - HOUSE

WELL

PROPOSED
BARRICADE
FENCE

MATCH LINE

RSS-H600-195

NOTE:
DRIVEWAY ACCESS TO
BE MAINTAINED
THROUGH SAFETY FENCE

DRAWN BY: HEI(SRD)	10/14/16
DRAFTING CK:	
ENVIRONMENTAL CK:	
ENGINEERING CK:	
DETAIL SHEET: MVP-QDAR-H600-98	
DRAWING NO.:	RSS-H600-194
SCALE: 1" = 40'	REV. 0
DATE OF PLOT: 10/10/2016 3:38 PM	

Mountain Valley
PIPELINE

CONSTRUCTION DETAILS - RESIDENTIAL SITE SPECIFIC

MOUNTAIN VALLEY PIPELINE PROJECT
PROPOSED H-600 PIPELINE
FRANKLIN COUNTY, VIRGINIA

SHEET 1 OF 1

HOLLAND
ENGINEERING

220 Hoover Boulevard, Suite 2
Holland, Michigan 49423-3766
T 616-392-5938 F 616-392-2116
www.hollandengineering.com

26565 Evergreen Rd, Suite 430
Southfield, Michigan 48076
T 248-827-7322 F 248-827-7549

HEI PROJECT NO.: 14-10-052

C/L MP 266.11

PROPERTY OWNER - VA-FR-5503

PROPERTY LINE

P/L

P/L

P/L

WORK SPACE LIMITS

PERMANENT EASEMENT LIMITS

MVP-FR-309.05

PERMANENT EASEMENT LIMITS

WORK SPACE LIMITS

PROPERTY OWNER
VA-FR-5501

MVP-STR-869
CABIN

MVP-STR-870
OUTHOUSE

MP
266.1

PERMANENT EASEMENT LIMITS

13895+00
13896+00
13897+00

PROPOSED 42" H600
MOUNTAIN VALLEY PIPELINE

PERMANENT EASEMENT LIMITS

WORK SPACE LIMITS

PROPOSED
BARRICADE
FENCE

WORK SPACE LIMITS

WOOD
FENCE

20' 20'
12.5' 12.5'

NOTE:
DRIVEWAY ACCESS TO
BE MAINTAINED
THROUGH SAFETY FENCE

DRAWN BY: HEI(SRD)	10/14/16
DRAFTING CK:	
ENVIRONMENTAL CK:	
ENGINEERING CK:	
ALIGN. SHEET: PA-FRVA-H600-22	
DRAWING NO.:	
RSS-H600-209	
SCALE: 1" = 40'	REV. 0
DATE OF PLOT: 10/10/2016 3:39 PM	



CONSTRUCTION DETAILS - RESIDENTIAL SITE SPECIFIC

MOUNTAIN VALLEY PIPELINE PROJECT
PROPOSED H-600 PIPELINE
FRANKLIN COUNTY, VIRGINIA

SHEET 1 OF 1

HOLLAND
ENGINEERING

220 Hoover Boulevard, Suite 2
Holland, Michigan 49423-3766
T 616-392-5938 F 616-392-2116

www.hollandengineering.com

HEI PROJECT NO.: 14-10-052

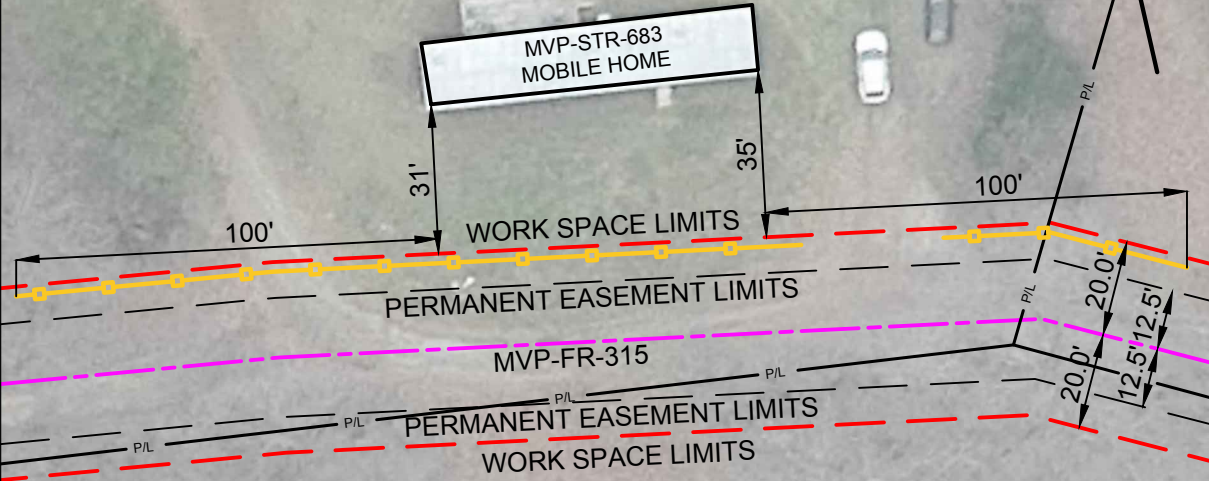
26565 Evergreen Rd, Suite 430
Southfield, Michigan 48076
T 248-827-7322 F 248-827-7549

C/L MP 272.24

PROPERTY OWNER
VA-FR-146

NOTE:
DRIVEWAY ACCESS TO
BE MAINTAINED
THROUGH SAFETY FENCE

DRAWN BY: HEI(DRF)	10/14/16
DRAFTING CK:	
ENVIRONMENTAL CK:	
ENGINEERING CK:	
DETAIL SHEET: MVP-AQAR-H600-101	
DRAWING NO.:	RSS-H600-093
SCALE: 1" = 40'	REV. 1
DATE OF PLOT: 10/10/2016 3:41 PM	



PROPERTY OWNER
VA-FR-4143.001



CONSTRUCTION DETAILS - RESIDENTIAL SITE SPECIFIC

MOUNTAIN VALLEY PIPELINE PROJECT
PROPOSED H-600 PIPELINE
FRANKLIN COUNTY, VIRGINIA

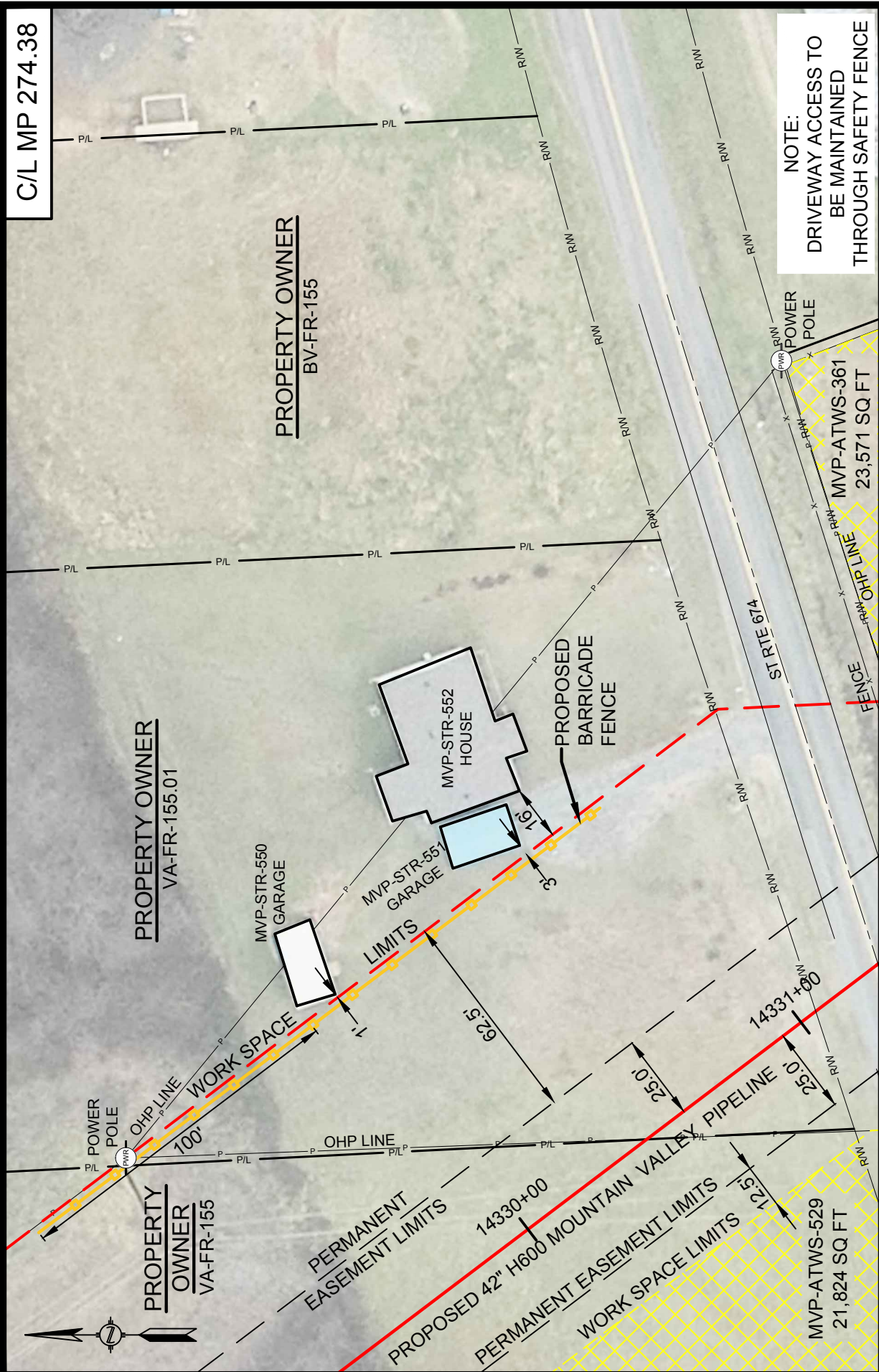
SHEET 1 OF 1

HOLLAND
ENGINEERING

220 Hoover Boulevard, Suite 2
Holland, Michigan 49423-3766
T 616-392-5938 F 616-392-2116
www.hollandengineering.com

26565 Evergreen Rd, Suite 430
Southfield, Michigan 48076
T 248-827-7322 F 248-827-7549
HEI PROJECT NO.: 14-10-052

C/L MP 274.38



NOTE:
 DRIVEWAY ACCESS TO
 BE MAINTAINED
 THROUGH SAFETY FENCE

DRAWN BY: HEI(DRF)	10/14/16
DRAFTING CK:	
ENVIRONMENTAL CK:	
ENGINEERING CK:	
ALIGN. SHEET: PA-FRVA-H600-29	
DRAWING NO.:	RSS-H600-094
SCALE: 1" = 40'	REV. 1
DATE OF PLOT: 10/10/2016 3:41 PM	



CONSTRUCTION DETAILS - RESIDENTIAL SITE SPECIFIC

MOUNTAIN VALLEY PIPELINE PROJECT
PROPOSED H-600 PIPELINE
FRANKLIN COUNTY, VIRGINIA



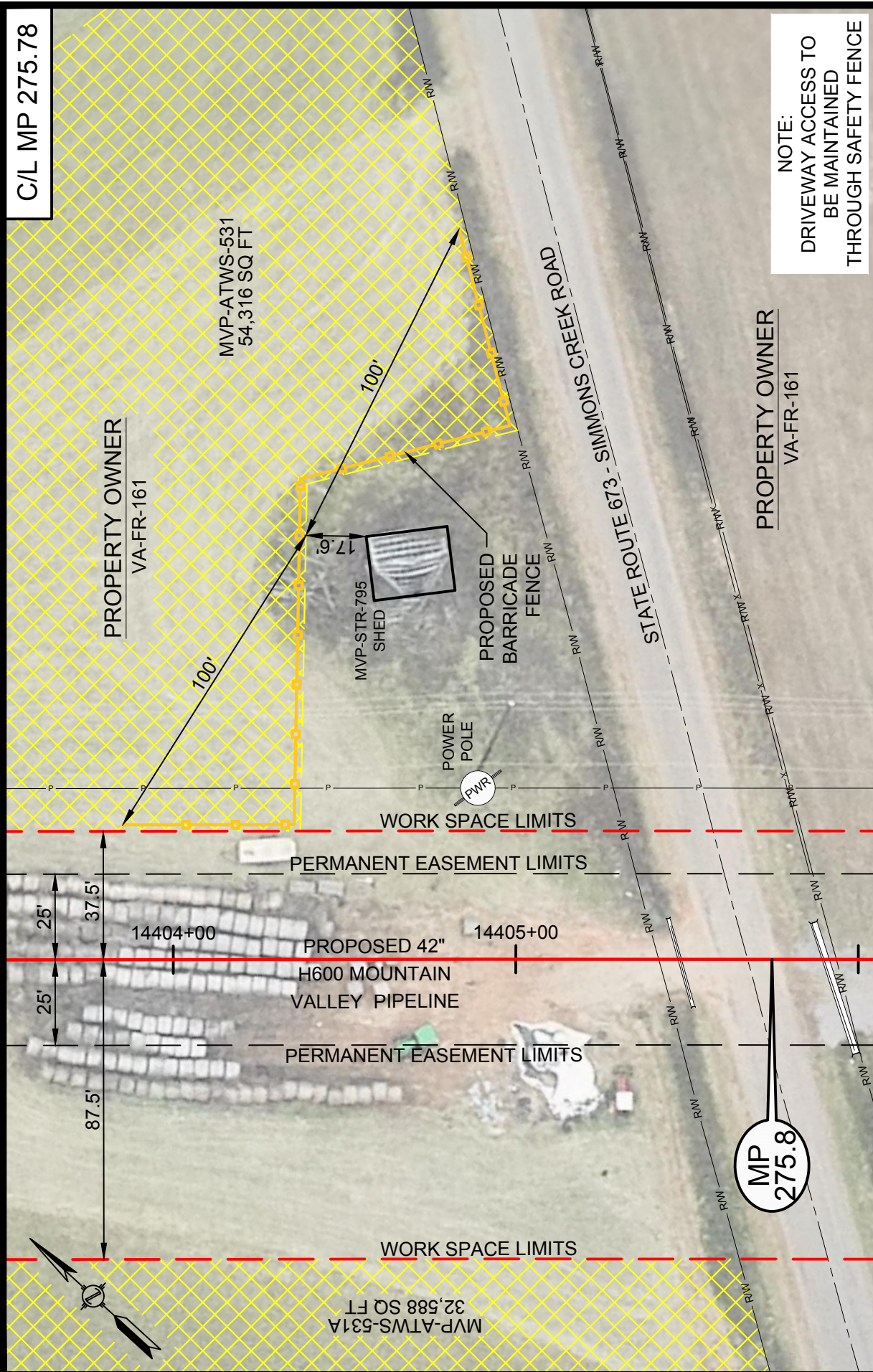
220 Hoover Boulevard, Suite 2
 Holland, Michigan 49423-3766
 T 616-392-5938 F 616-392-2116
 www.hollandengineering.com

26565 Evergreen Rd, Suite 430
 Southfield, Michigan 48076
 T 248-827-7322 F 248-827-7549

HEI PROJECT NO.: 14-10-052

SHEET 1 OF 1

C/L MP 275.78



NOTE:
 DRIVEWAY ACCESS TO
 BE MAINTAINED
 THROUGH SAFETY FENCE

DRAWN BY: HEI(SRD)	10/14/16
DRAFTING CK:	
ENVIRONMENTAL CK:	
ENGINEERING CK:	
ALIGN. SHEET: PA-FRVA-H600-31	
DRAWING NO.:	
RSS-H600-196	
SCALE: 1" = 40'	REV. 0
DATE OF PLOT: 10/10/2016 3:42 PM	



CONSTRUCTION DETAILS - RESIDENTIAL SITE SPECIFIC

MOUNTAIN VALLEY PIPELINE PROJECT
PROPOSED H-600 PIPELINE
FRANKLIN COUNTY, VIRGINIA

SHEET 1 OF 1



220 Hoover Boulevard, Suite 2
 Holland, Michigan 49423-3766
 T 616-392-5938 F 616-392-2116
 www.hollandengineering.com

26565 Evergreen Rd, Suite 430
 Southfield, Michigan 48076
 T 248-827-7322 F 248-827-7549

HEI PROJECT NO.: 14-10-052

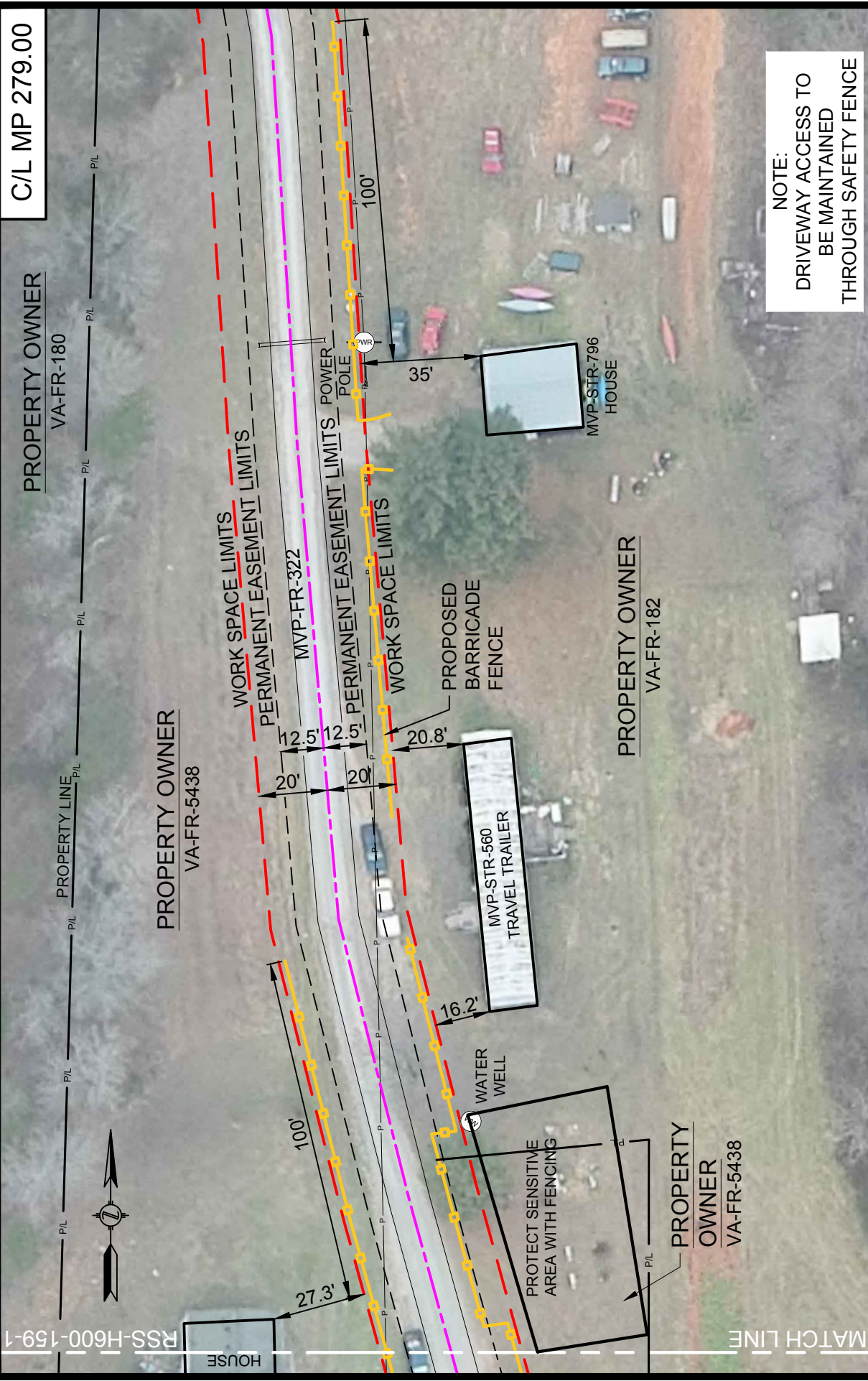
C/L MP 279.00

PROPERTY OWNER
VA-FR-180

PROPERTY OWNER
VA-FR-5438

PROPERTY OWNER
VA-FR-182

PROPERTY OWNER
VA-FR-5438



NOTE:
 DRIVEWAY ACCESS TO
 BE MAINTAINED
 THROUGH SAFETY FENCE

DRAWN BY: HEI(SRD)	10/14/16
DRAFTING CK:	
ENVIRONMENTAL CK:	
ENGINEERING CK:	
DETAIL SHEET: MVP-QDAR-H600-102b	
DRAWING NO.:	RSS-H600-159-2
SCALE: 1" = 40'	REV. 0
DATE OF PLOT: 10/10/2016 3:44 PM	

Mountain Valley
 PIPELINE

CONSTRUCTION DETAILS - RESIDENTIAL SITE SPECIFIC

MOUNTAIN VALLEY PIPELINE PROJECT
 PROPOSED H-600 PIPELINE
 FRANKLIN COUNTY, VIRGINIA

SHEET 1 OF 1

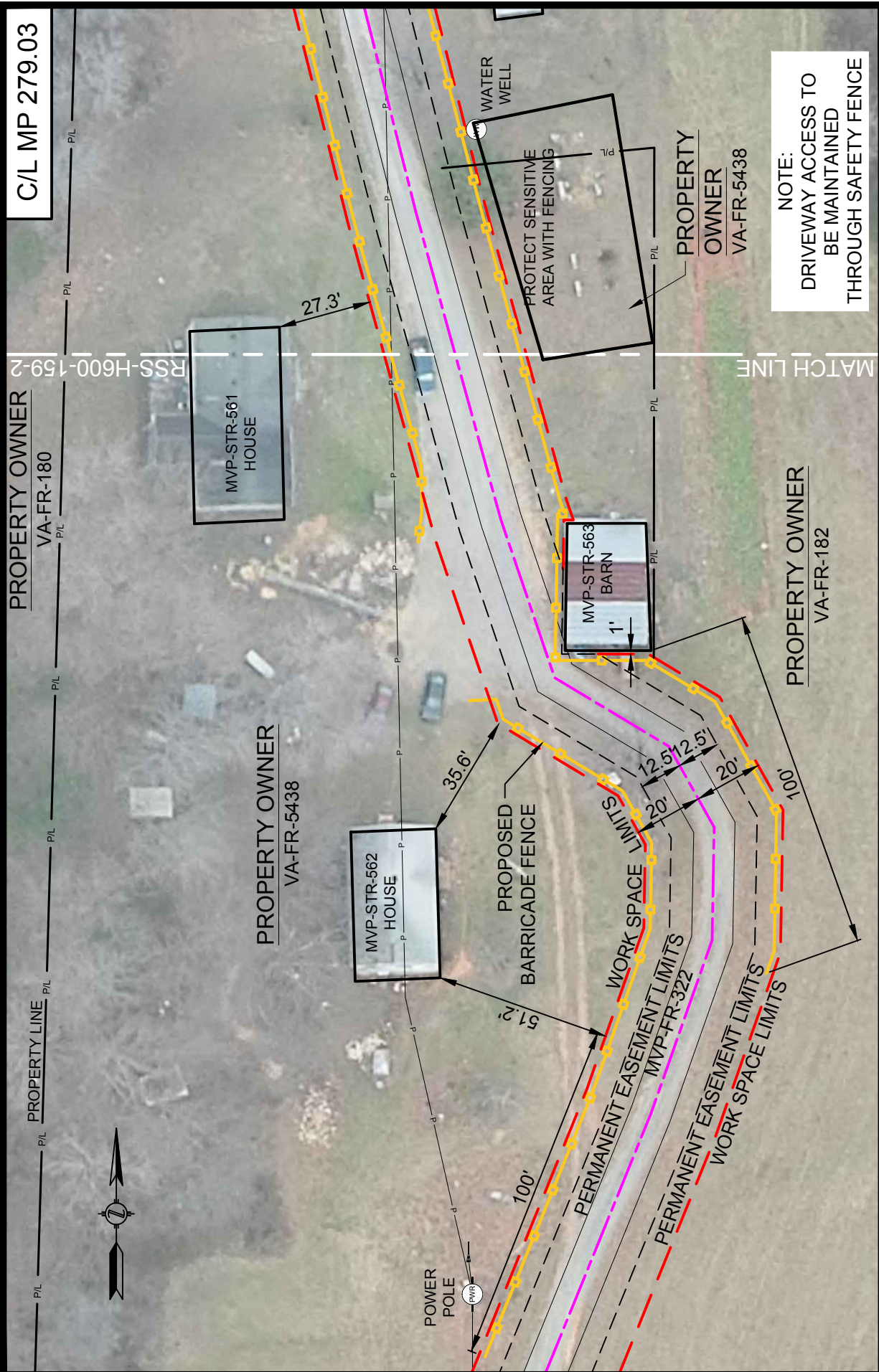
HOLLAND
 ENGINEERING

220 Hoover Boulevard, Suite 2
 Holland, Michigan 49423-3766
 T 616-392-5938 F 616-392-2116

26565 Evergreen Rd, Suite 430
 Southfield, Michigan 48076
 T 248-827-7322 F 248-827-7549

www.hollandengineering.com

HEI PROJECT NO.: 14-10-052



NOTE:
 DRIVEWAY ACCESS TO
 BE MAINTAINED
 THROUGH SAFETY FENCE

DRAWN BY: HEI(SRD)	10/14/16
DRAFTING CK:	
ENVIRONMENTAL CK:	
ENGINEERING CK:	
DETAIL SHEET: MVP-QDAR-H600-102b	
DRAWING NO.:	
RSS-H600-159-1	
SCALE: 1" = 40'	REV. 0
DATE OF PLOT: 10/10/2016 3:44 PM	

Mountain Valley
 PIPELINE

CONSTRUCTION DETAILS - RESIDENTIAL SITE SPECIFIC

MOUNTAIN VALLEY PIPELINE PROJECT
PROPOSED H-600 PIPELINE
FRANKLIN COUNTY, VIRGINIA

SHEET 1 OF 1

HOLLAND
 ENGINEERING

220 Hoover Boulevard, Suite 2
 Holland, Michigan 49423-3766
 T 616-392-5938 F 616-392-2116
 www.hollandengineering.com

26565 Evergreen Rd, Suite 430
 Southfield, Michigan 48076
 T 248-827-7322 F 248-827-7549

HEI PROJECT NO.: 14-10-052

C/L MP 279.11



PROPERTY OWNER
VA-FR-182



MVP-STR-797
CABIN

100'

100'

25.2'

PROPERTY LINE

MVP-ATWS-715A
34,633 SQ FT

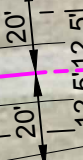
WORK SPACE LIMITS

PERMANENT EASEMENT LIMITS

MVP-FR-322

PERMANENT EASEMENT LIMITS

WORK SPACE LIMITS



MVP-ATWS-715
27,207 SQ FT

NOTE:
DRIVEWAY ACCESS TO
BE MAINTAINED
THROUGH SAFETY FENCE

DRAWN BY: HEI(SRD)	10/14/16
DRAFTING CK:	
ENVIRONMENTAL CK:	
ENGINEERING CK:	
ALIGN. SHEET: PA-FRVA-H600-34	
DRAWING NO.:	
RSS-H600-158	
SCALE: 1" = 40'	REV. 0
DATE OF PLOT: 10/10/2016 3:45 PM	



CONSTRUCTION DETAILS - RESIDENTIAL SITE SPECIFIC

MOUNTAIN VALLEY PIPELINE PROJECT
PROPOSED H-600 PIPELINE
FRANKLIN COUNTY, VIRGINIA

SHEET 1 OF 1

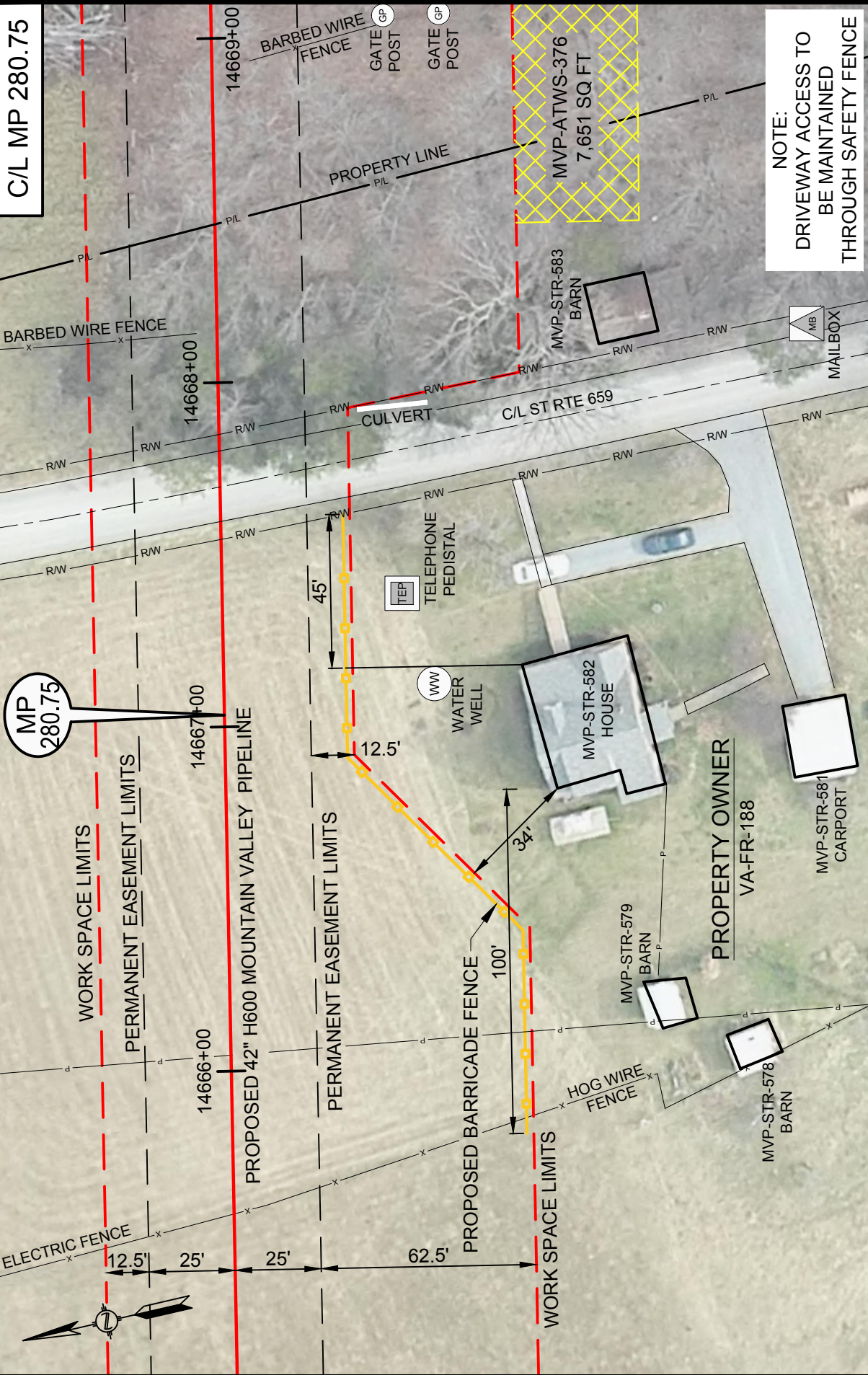


220 Hoover Boulevard, Suite 2
Holland, Michigan 49423-3766
T 616-392-5938 F 616-392-2116

www.hollandengineering.com

HEI PROJECT NO.: 14-10-052

C/L MP 280.75



NOTE:
 DRIVEWAY ACCESS TO
 BE MAINTAINED
 THROUGH SAFETY FENCE

DRAWN BY: HEI(DRF)	10/14/16
DRAFTING CK:	
ENVIRONMENTAL CK:	
ENGINEERING CK:	
ALIGN. SHEET: PA-FRVA-H600-35	
DRAWING NO.:	
RSS-H600-025	
SCALE: 1" = 40'	REV. 1
DATE OF PLOT: 10/10/2016 3:45 PM	



CONSTRUCTION DETAILS - RESIDENTIAL SITE SPECIFIC

MOUNTAIN VALLEY PIPELINE PROJECT
PROPOSED H-600 PIPELINE
FRANKLIN COUNTY, VIRGINIA

SHEET 1 OF 1

HOLLAND
ENGINEERING

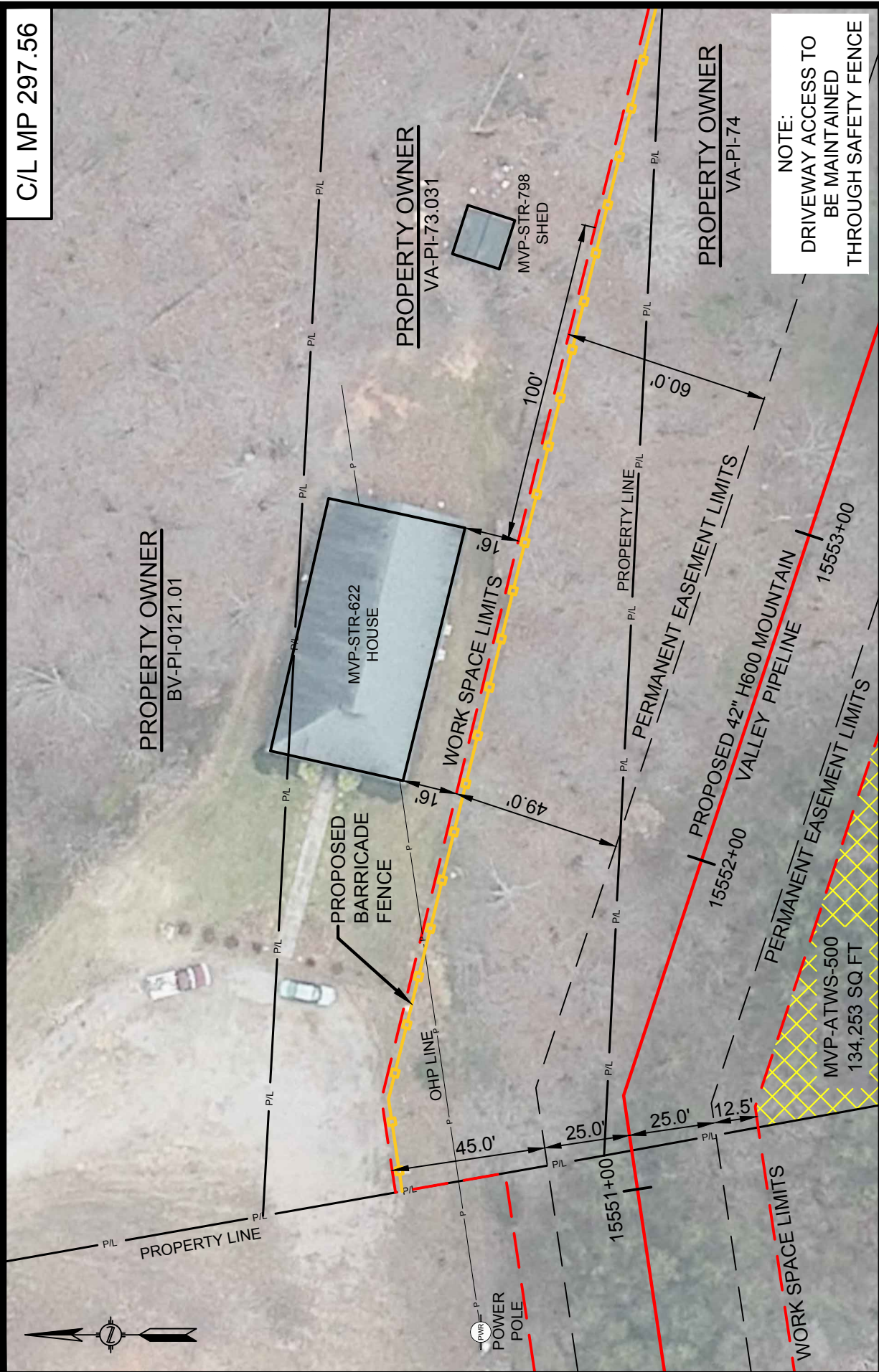
220 Hoover Boulevard, Suite 2
 Holland, Michigan 49423-3766
 T 616-392-5938 F 616-392-2116

26565 Evergreen Rd, Suite 430
 Southfield, Michigan 48076
 T 248-827-7322 F 248-827-7549

www.hollandengineering.com

HEI PROJECT NO.: 14-10-052

C/L MP 297.56



NOTE:
 DRIVEWAY ACCESS TO
 BE MAINTAINED
 THROUGH SAFETY FENCE

DRAWN BY: HEI(DRF)	10/14/16
DRAFTING CK:	
ENVIRONMENTAL CK:	
ENGINEERING CK:	
ALIGN. SHEET: PA-VAPI-H600-14	
DRAWING NO.:	RSS-H600-096
SCALE: 1" = 40'	REV. 1
DATE OF PLOT: 10/10/2016 3:47 PM	

Mountain Valley PIPELINE

CONSTRUCTION DETAILS - RESIDENTIAL SITE SPECIFIC

MOUNTAIN VALLEY PIPELINE PROJECT
 PROPOSED H-600 PIPELINE
 PITTSYLVANIA COUNTY, VIRGINIA

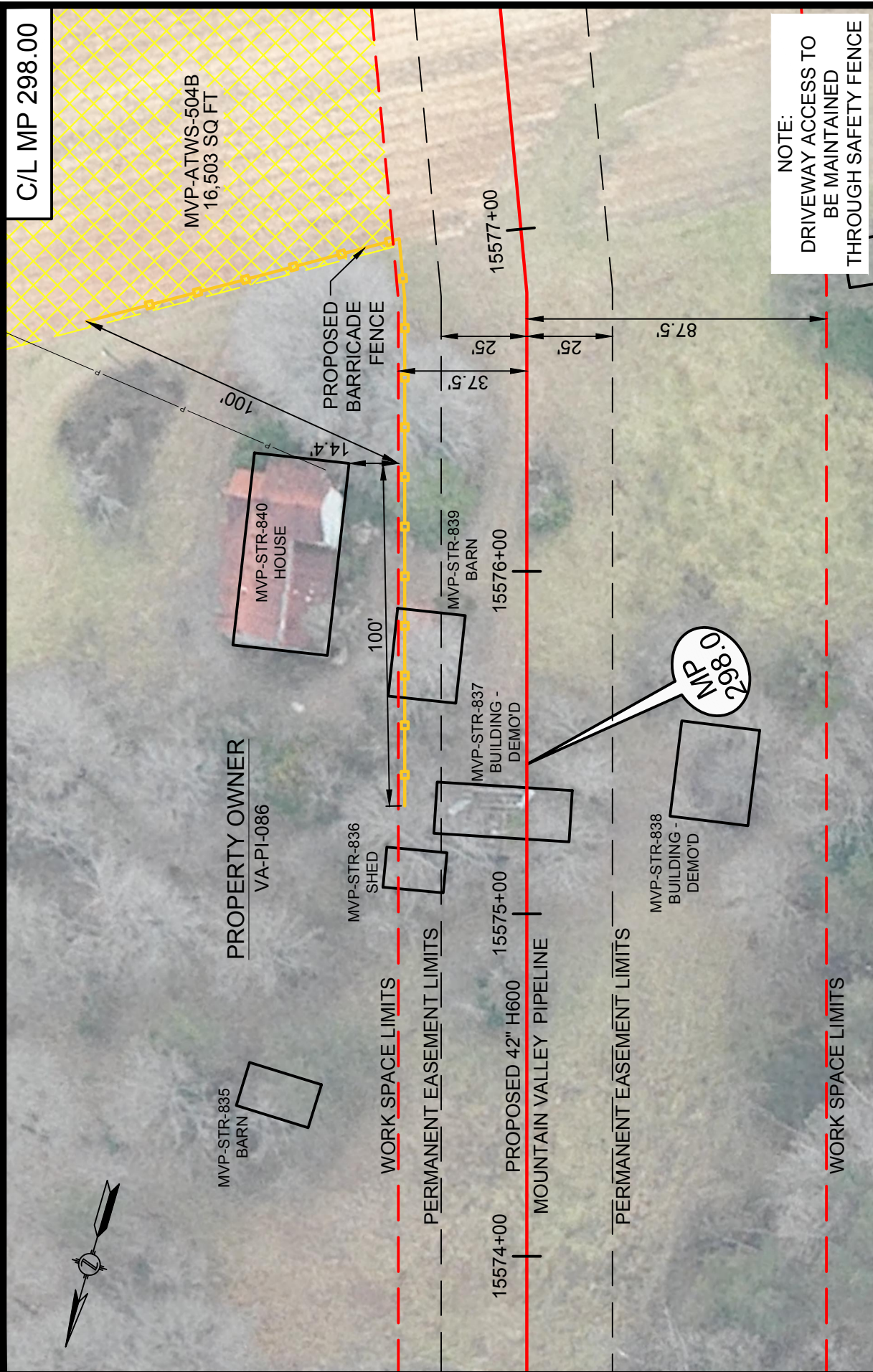
SHEET 1 OF 1

HOLLAND ENGINEERING

220 Hoover Boulevard, Suite 2
 Holland, Michigan 49423-3766
 T 616-392-5938 F 616-392-2116
 www.hollandengineering.com

26565 Evergreen Rd, Suite 430
 Southfield, Michigan 48076
 T 248-827-7322 F 248-827-7549

HEI PROJECT NO.: 14-10-052



NOTE:
 DRIVEWAY ACCESS TO
 BE MAINTAINED
 THROUGH SAFETY FENCE

DRAWN BY: HEI(SRD)	10/14/16
DRAFTING CK:	
ENVIRONMENTAL CK:	
ENGINEERING CK:	
ALIGN. SHEET: PA-PIVA-H600-15	
DRAWING NO.:	RSS-H600-201
SCALE: 1" = 40'	REV. 0
DATE OF PLOT: 10/10/2016 3:47 PM	

Mountain Valley
 PIPELINE

CONSTRUCTION DETAILS - RESIDENTIAL SITE SPECIFIC

MOUNTAIN VALLEY PIPELINE PROJECT
 PROPOSED H-600 PIPELINE
 PITTSYLVANIA COUNTY, VIRGINIA

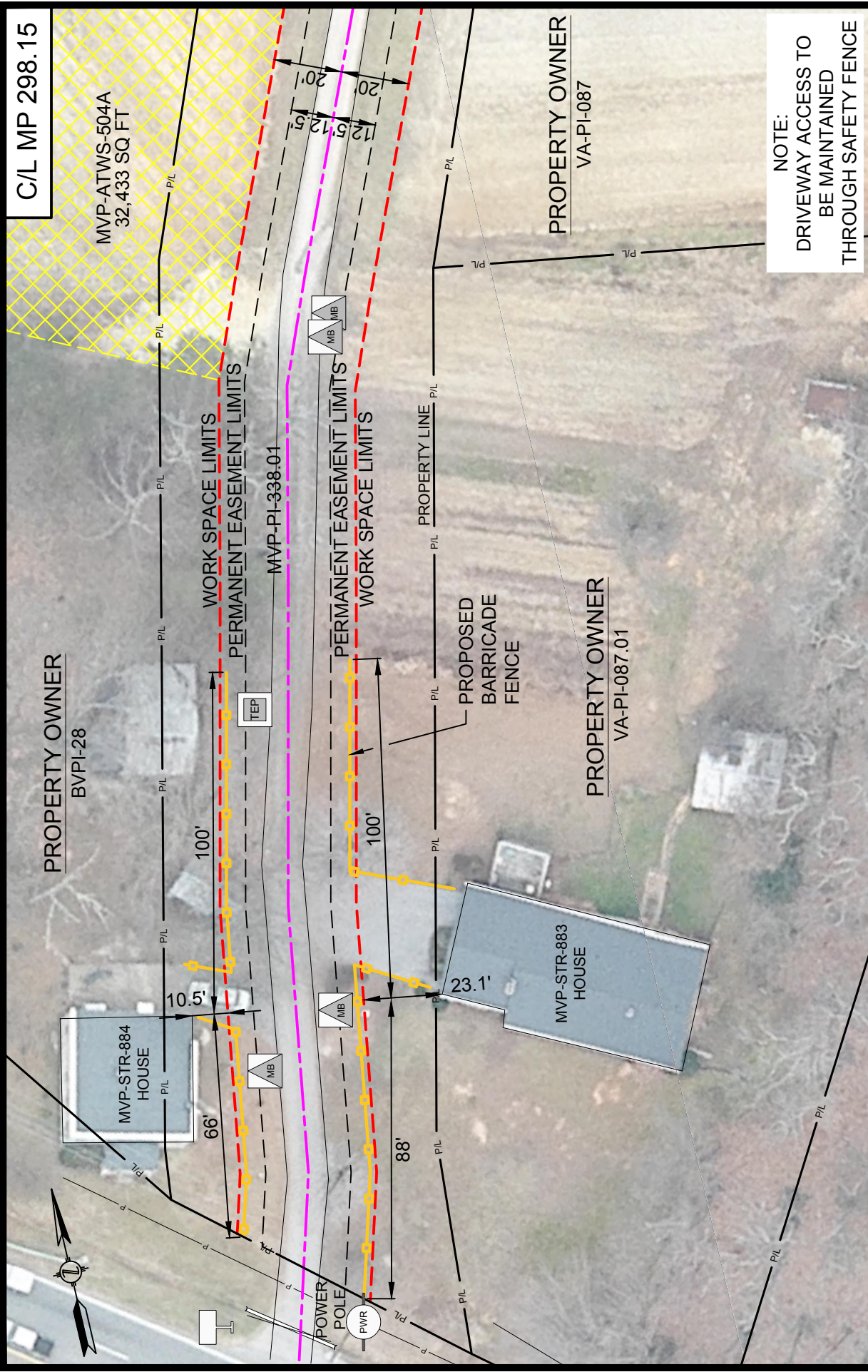
SHEET 1 OF 1

HOLLAND
 ENGINEERING

220 Hoover Boulevard, Suite 2
 Holland, Michigan 49423-3766
 T 616-392-5938 F 616-392-2116
 www.hollandengineering.com

26565 Evergreen Rd, Suite 430
 Southfield, Michigan 48076
 T 248-827-7322 F 248-827-7549

HEI PROJECT NO.: 14-10-052



NOTE:
 DRIVEWAY ACCESS TO
 BE MAINTAINED
 THROUGH SAFETY FENCE

DRAWN BY: HEI(SRD)	10/14/16
DRAFTING CK:	
ENVIRONMENTAL CK:	
ENGINEERING CK:	
DETAIL SHEET: MVP-QDAR-H600-109	
DRAWING NO.:	RSS-H600-211
SCALE: 1" = 40'	REV. 0
DATE OF PLOT: 10/10/2016 3:48 PM	



CONSTRUCTION DETAILS - RESIDENTIAL SITE SPECIFIC

MOUNTAIN VALLEY PIPELINE PROJECT
 PROPOSED H-600 PIPELINE
 PITTSYLVANIA COUNTY, VIRGINIA

SHEET 1 OF 1

HOLLAND ENGINEERING

220 Hoover Boulevard, Suite 2
 Holland, Michigan 49423-3766
 T 616-392-5938 F 616-392-2116

26565 Evergreen Rd, Suite 430
 Southfield, Michigan 48076
 T 248-827-7322 F 248-827-7549

www.hollandengineering.com
 HEI PROJECT NO.: 14-10-052

C/L MP 299.61

PROPERTY OWNER
VA-PI-4158

PROPERTY OWNER
VA-PI-4157

MVP-ATWS-1298
10,295 SQ FT

MVP-STR-629
HOUSE

NEIGHBORHOOD ROAD

NOTE:
DRIVEWAY ACCESS TO
BE MAINTAINED
THROUGH SAFETY FENCE

DRAWN BY: HEI(SRD)	10/14/16
DRAFTING CK:	
ENVIRONMENTAL CK:	
ENGINEERING CK:	
DETAIL SHEET: MVP-QDAR-H600-1050	
DRAWING NO.:	
RSS-H600-161	
SCALE: 1" = 40'	REV. 0
DATE OF PLOT: 10/10/2016 4:33 PM	



CONSTRUCTION DETAILS - RESIDENTIAL SITE SPECIFIC
MOUNTAIN VALLEY PIPELINE PROJECT
PROPOSED H-600 PIPELINE
PITTSYLVANIA COUNTY, VIRGINIA

SHEET 1 OF 1

HOLLAND
ENGINEERING

220 Hoover Boulevard, Suite 2
Holland, Michigan 49423-3766
T 616-392-5938 F 616-392-2116

www.hollandengineering.com

HEI PROJECT NO.: 14-10-052

26565 Evergreen Rd, Suite 430
Southfield, Michigan 48076
T 248-827-7322 F 248-827-7549

This page intentionally left blank